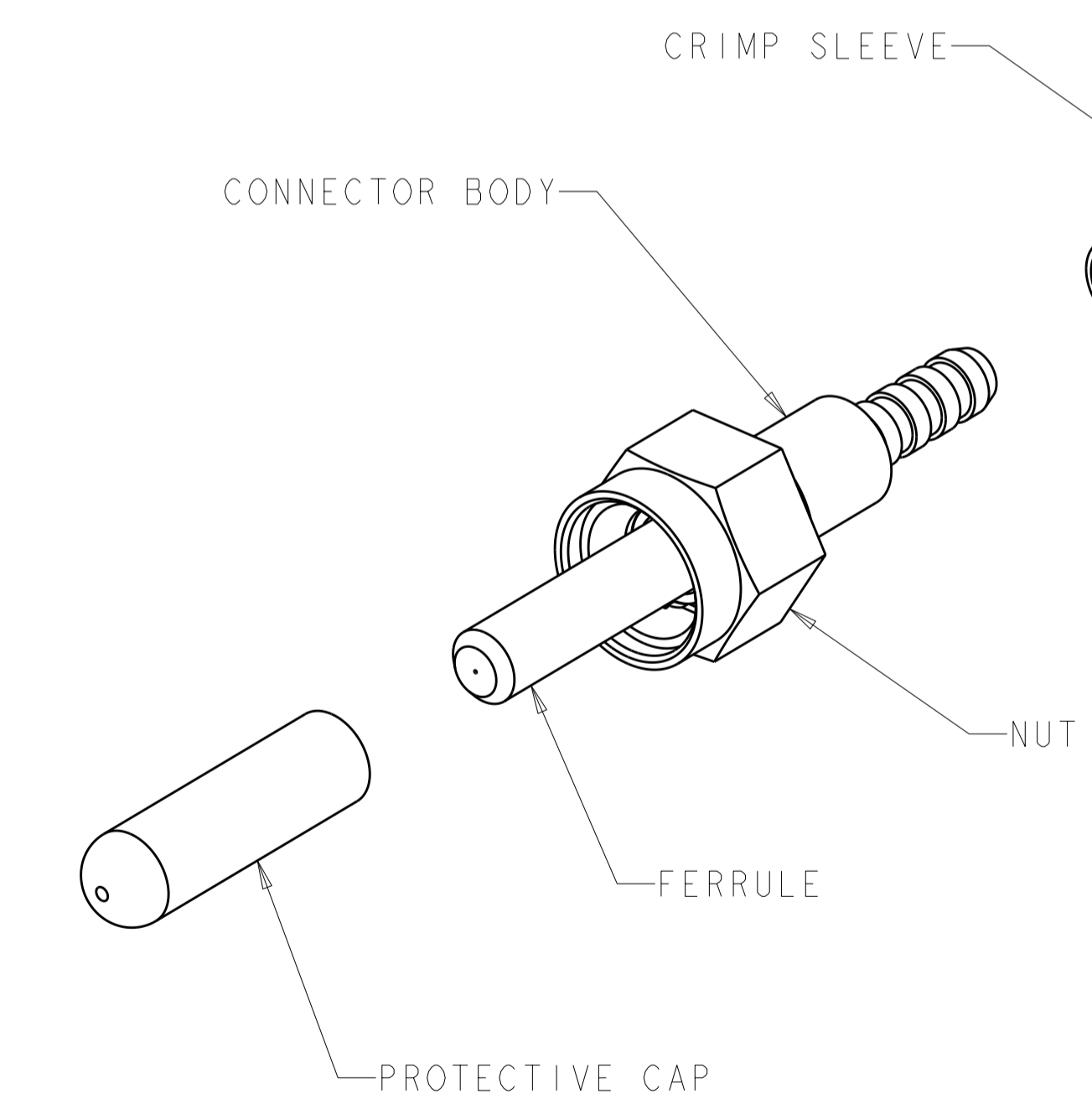
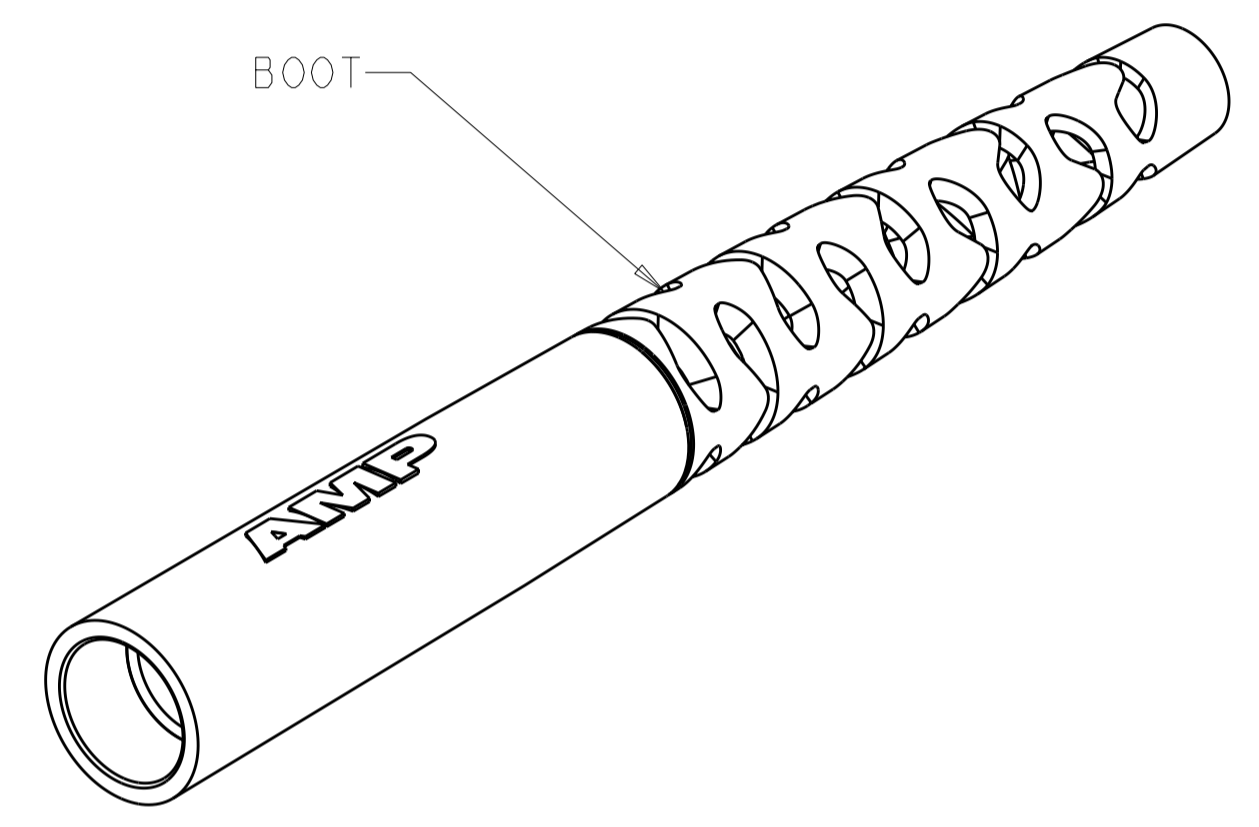



THIS DRAWING IS UNPUBLISHED. RELEASED FOR PUBLICATION 20
 © COPYRIGHT 20 ALL RIGHTS RESERVED.

LOC	DIST	REVISIONS					
CE	00	P	LTR	DESCRIPTION	DATE	DWN	APVD
		CI		REVISE PER ECO-11-005139	29APR2011	RK	HMR



- ⚠ MATERIAL:
- CONNECTOR ASSEMBLY:
- FERRULE: STAINLESS STEEL
- REAR BODY: BRASS, NICKEL PLATED
- COUPLING NUT: BRASS, NICKEL PLATED
- CRIMP EYELET: BRASS, NICKEL PLATED
- BOOT: POLYOLEFIN ELASTOMER, COLOR: BLACK*
- PROTECTIVE CAP: VINYL, COLOR: RED
- *UL94 V-0 RATED AT QUALIFYING THICKNESS.
- 2. COUPLING NUT NORMAL TIGHTENING TORQUE RANGE IS 7.0 TO 10.0 in-lbf. DO NOT EXCEED 20 in-lbf.
- ⚠ CRIMP SLEEVE AND BOOT NOT SUPPLIED.

⚠ 3	1.48mm	4-5504566-3
	635um	4-5504566-2
	.042 in	3-5504566-1
	.039 in	3-5504566-0
	641um	2-5504566-8
	336um	1-5504566-4
	231um	5504566-7
	140um	5504566-2
	125um	5504566-1
	FIBER HOLE SIZE	PART NUMBER

THIS DRAWING IS A CONTROLLED DOCUMENT.		DWN B. BRIGGS 16 JUN 2005	STE TE Connectivity
		CHK L. SAUERWEIN 16 JUN 2005	
		APVD S. BUCHTER 16 JUN 2005	
		PRODUCT SPEC	
DIMENSIONS:		NAME CONNECTOR KIT, SMA 905, STAINLESS STEEL FRONT BODY, BRASS REAR BODY, 3.1mm CABLE	
mm	TOLERANCES UNLESS OTHERWISE SPECIFIED:	SIZE CAGE CODE DRAWING NO RESTRICTED TO	
	0 PLC ±	A200779 C-5504566	
	1 PLC ±	SCALE 4:1 SHEET OF 1 REV C1	
	2 PLC ±		
	3 PLC ±		
	4 PLC ±		
	ANGLES ±		
	FINISH		
MATERIAL		CUSTOMER DRAWING	