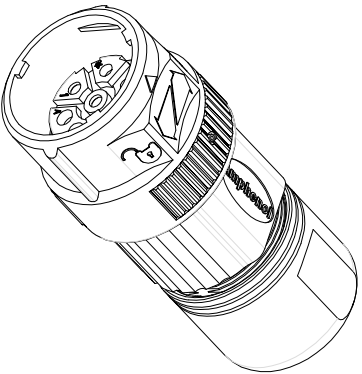
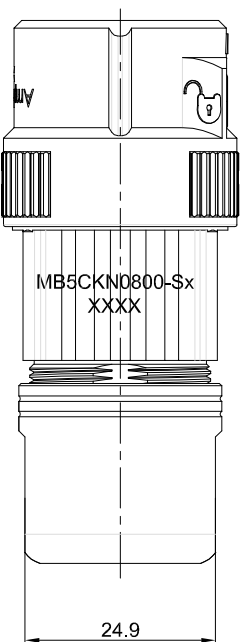
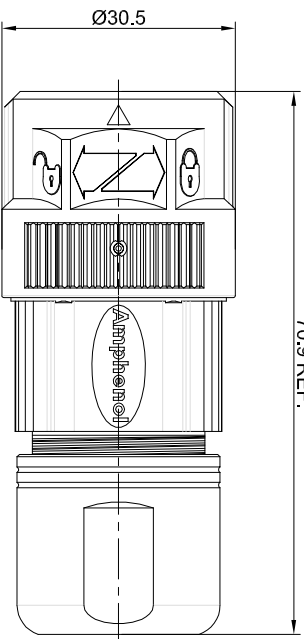
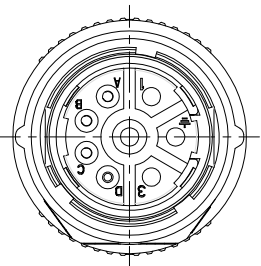


REVISIONS					
REV	ECO	DESCRIPTION	DATE	BY	APPR
A1	-	FIRST RELEASE	Sep/07/2015	Drack	Tommy
A2	-	UPDATED COUPLING NUT	Oct/26/2015	Drack	Tommy



Item	Part number	Cable OD Range
1	MB5CKN0800-S1	7.5~11.0 mm
2	MB5CKN0800-S2	11.0~14.5 mm
3	MB5CKN0800-S3	14.5~17.0 mm

NOTES: UNLESS OTHERWISE SPECIFIED

- MATERIAL:
INSULATION INSERT: P466 UL94 V0
SEAL: VITON, EPDM
HOUSING BODY: ZINC DIE CAST, NICKEL PLATED
COUPLING NUT: ZINC DIE CAST, NICKEL PLATED
- SPECIFICATIONS:
2.1 CURRENT RATING: SIGNAL: 10 AMPS
POWER: 30AMPS
2.2 VOLTAGE RATING: SIGNAL: 280V AC/DC
POWER: 630V AC/DC
2.3 OPERATING TEMPERATURE: -20°C TO +130°C
2.4 DIELECTRIC WITHSTANDING VOLTAGE: LESS THAN 2 MILLAMPS CURRENT LEAKAGE @ SIGNAL: 2500VOLTS AC, POWER: 6000 VOLTS AC.
2.5 DEGREE OF PROTECTION: IP67 (MATED CONDITION)
2.6 DEGREE OF POLLUTION: 3 PER UL840
2.7 OVERVOLTAGE CATEGORY: III PER UL840
2.8 MATING CYCLE DURABILITY: >500 CYCLES
2.9 ROHS COMPLIANT
- ALL DIMENSIONS ARE FOR REFERENCE USE ONLY.

QUANTITY	SEE PART NUMBER CHART	PART NUMBER	DESCRIPTION	ITEM

MATERIALS LIST

Amphenol

UNLESS OTHERWISE SPECIFIED
1) All dimensions are in millimeters.
2) Tolerances are as follows:
A: ±0.15
B: ±0.25
C: ±0.50
3) Note reference =

SIGNATURES DATE
DRAWN: Drck Oct 26, 2015
CHECKED:
ENGINEER:
APPROVAL:

THIS DRAWING IS SUPPLIED FOR INFORMATION ONLY. DESIGN FEATURES, SPECIFICATIONS AND PERFORMANCE DATA ARE SUBJECT TO CHANGE WITHOUT NOTICE. THE AMPHENOL CORPORATION HOLDS ALL RIGHTS IN THIS DRAWING. NO PART OF THIS DRAWING IS TO BE REPRODUCED OR TRANSMITTED IN ANY FORM OR BY ANY MEANS, ELECTRONIC OR MECHANICAL, INCLUDING PHOTOCOPYING, RECORDING, OR BY ANY INFORMATION STORAGE AND RETRIEVAL SYSTEM, WITHOUT PERMISSION IN WRITING FROM AMPHENOL CORPORATION. MANUFACTURING VARIATIONS:

CUSTOMER: M23B PLUG, STR, 8POS(4+4), CHECKMATE

SIZE TYPE DWG NO:

B C- MB5CKN0800-Sx A2

SCALE NONE

SHEET 1 OF 1

REV: A2 SH: 1 OF: 1