

# SPECIFICATION FOR APPROVAL

**Customer :**

Description : BUZZER Date : 2007-11-20

Model No. : GT - 0915RP2

Customer Model No. : \_\_\_\_\_

Drawing No.: \_\_\_\_\_

Approval No. : \_\_\_\_\_

<b>Date of Approval</b>	/ / /
<b>Authorization Signature</b>	



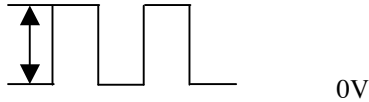
211 North First Street  
Minneapolis, MN. 55401  
612-849-6205  
info@soberton.com

## A:SCOPE

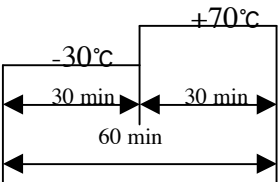
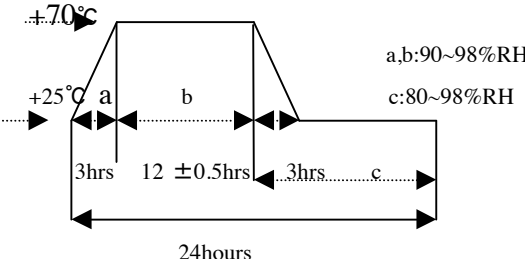
This specification applies magnetic buzzer, GT - 0915RP2  
( GT - 0915RP2 )

## B:SPECIFICATION

Test condition: TEMP=+25±2 °C Related humidity=65 ± 5% Airpressure:860 1060mbar

NO.	Item	Unit	Specification	Condition
1	Rated Voltage	Vo-p	1.5	
2	Operating Volt	Vo-p	1.0-2.0	
3	Mean Current	mA	Max.80	Applying rated voltage 2730HZ square wave 1/2 duty
4	Coil Resistance	Ω	6±	
5	Sound Output	dBA	85/10cm	Distance at 10cm(A-weight free air), Applying rated voltage 2730HZ,square wave,1/2duty
6	Rated Frequency	Hz	2730	
7	Operating Temp	°C	-20+60	
8	Storage Temp	°C	-30+70	
9	Dimension	mm	φ 9.0×H4.0	See attached drawing.
10	Weight	gram	0.6	
11	Material		PPO(Black)	
12	Terminal		Pin type ( Plating Au)	See attached drawing
13	Storage life	month	6	6 months preservation at room temp(25±3°C),Humidity40%
14	Environmental Protection Regulation		RoHS	

## C:ENVIRONMENT TEST

No.	Item	Test condition	Evaluation standard
1	High temp. test	After being placed in a chamber at +70°C for 96 hours.	After the test the part shall meet specifications without any degradation in appearance and performance except SPL. after 4 hours at +25°C, The SPL shall be 80 dBA or more.
2	Low temp. test	After being placed in a chamber at -30°C for 96 hours.	
3	Thermal shock	The part shall be subjected to 10 cycles. One cycle shall consist of; 	
4	Temp./Humidity Cycle	The part shall be subjected to 10 cycle shall be 24 hours and consist of; 	

## D:RELIABILITY TEST

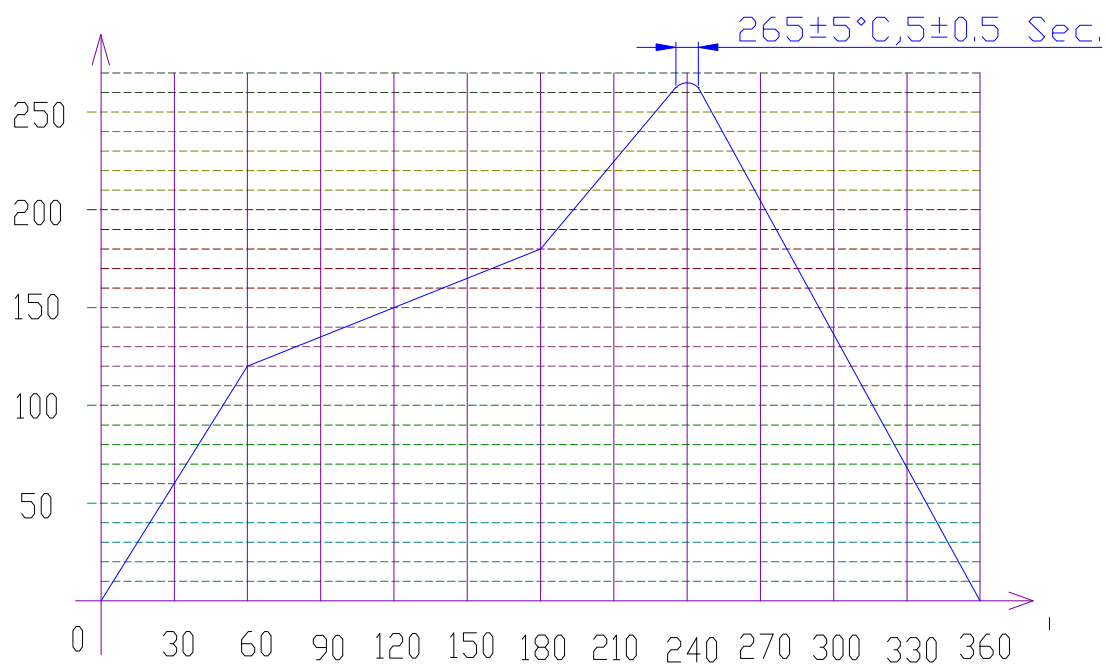
No.	Item	Test condition	Evaluation standard
1	Operating life test	<ol style="list-style-type: none"> <li>Ordinary temperature The part shall be subjected to 1000 hours at room temperature (+25±10 °C)</li> <li>High temperature The part shall be subjected to 500 hours at +60°C with 1.5V,2730HZ applied.</li> <li>Low temperature The part shall be subjected to 500 hours at -20°C with 1.5V,2730HZ applied.</li> </ol>	After the test the part shall meet specifications without any degradation in appearance and performance except SPL. after 4 hours at +25°C, The SPL shall be 80 dBA or more.

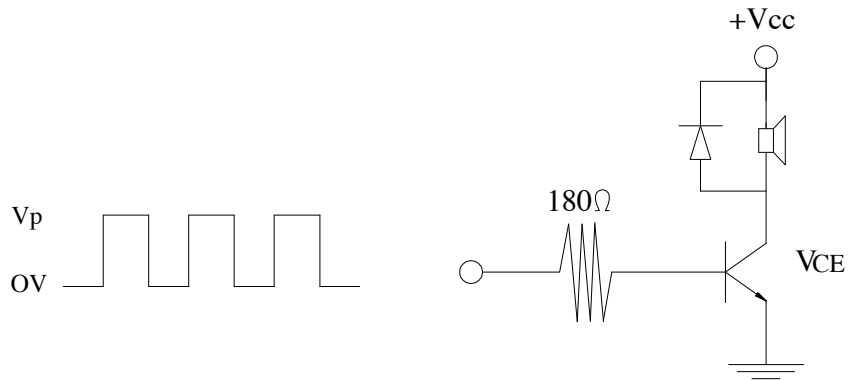
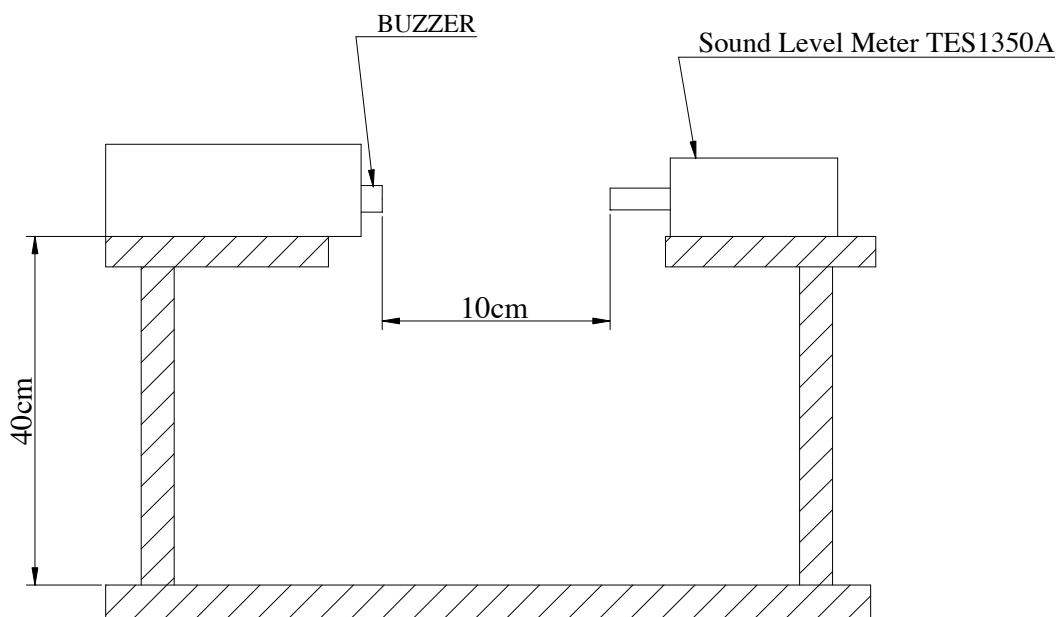
## TEST CONDITION.

Standard Test Condition : a)Temperature: +5~+35°C b)Humidity:45~85% c)Pressure: 860~1060mbar

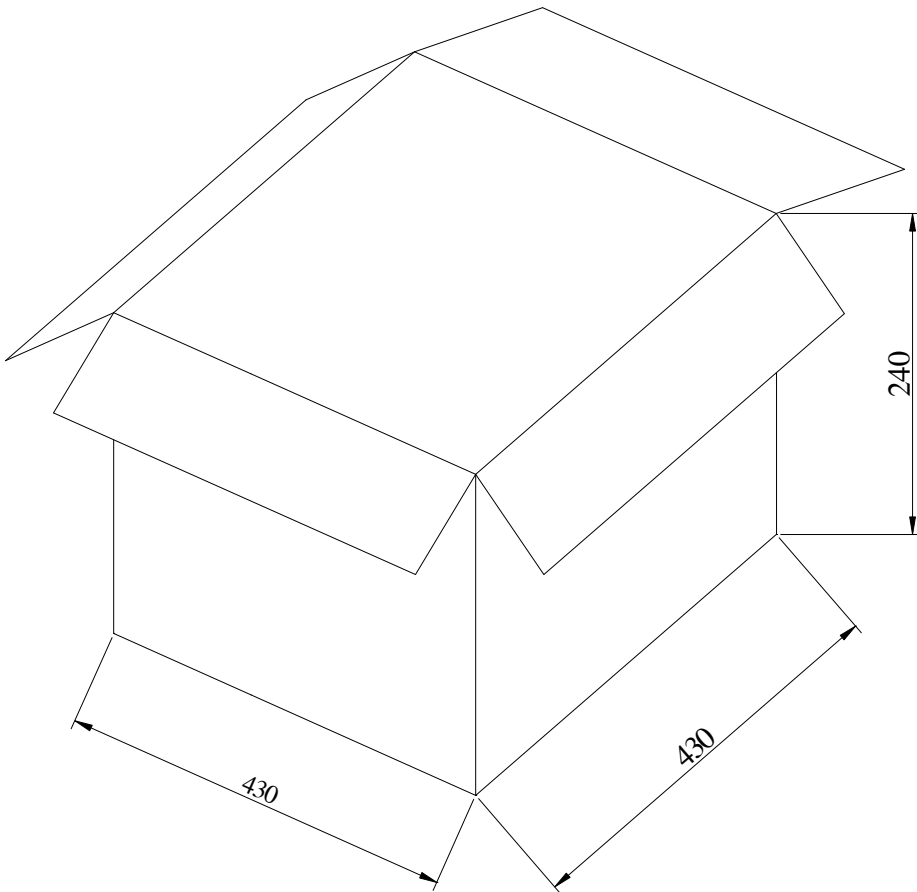
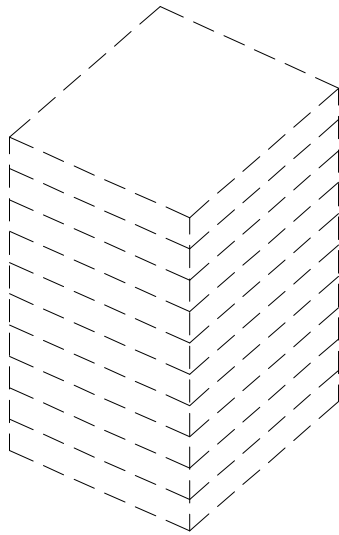
Judgment Test Condition: a)Temperature:+25±2 °C b)Humidity:60~70% c)Pressure: 860~1060mbar

E:MECHANICAL CHARACTERISTICS				4/7
No	Item	Test condition	Evaluation standard	
1	Solderability	Lead terminal are immersed in rosin for 5seconds and then immersed in Solder bath of $+250\pm 5^{\circ}\text{C}$ for $3 \pm 0.5$ second	90% min.	lead terminals shall be wet with solder
2	Soldering Heat Resistance	Lead terminal are immersed in soldering bath of $+250\pm 5^{\circ}\text{C}$ for $2 \pm 0.5$ Second.	No interference	in operation
3	Terminal Mechanical Strength	Apply the terminal with 1KG strength for 1 minute	No damage and cutting off	
4	Vibration	The part shall be subjected to a vibration cycle of 10Hz to 55Hz to 10Hz in a period of 1 minute. Total peak amplitude shall be 1.52mm(9.3G).The vibration test shall consist of 2 hours per axis in each three axes(X,Y,Z),Total 6 hours.	After the test the part shall meet specifications without any damage in appearance and performance except SPL. SPL shall be 80dBA or more.	
5	Drop test	The part only shall be dropped from a height of 75cm onto a 40mm thick wooden board 3 times in 3 axes(X,Y,Z),(a total of 9 times).		



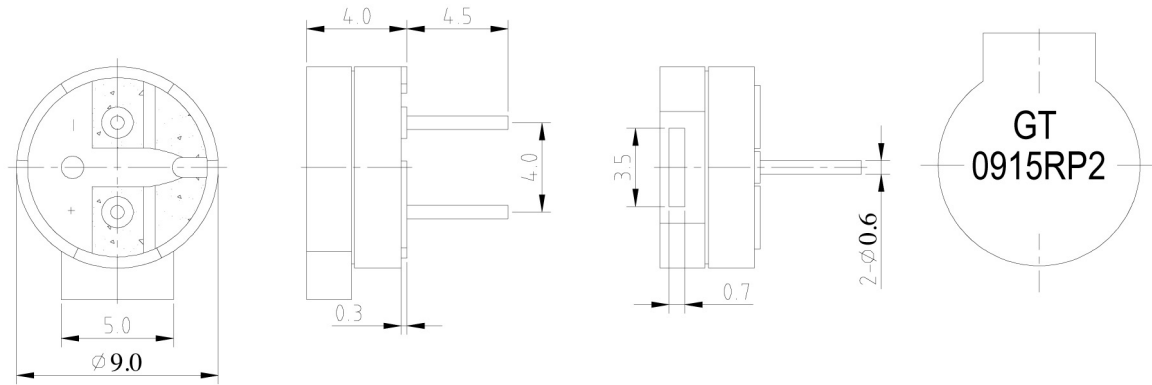
**F : MEASUREMENT METHOD****G : INSPECTION FIXTURE**

H:



	(mm)	
	$190 \times 190 \times 25$	100
	$200 \times 200 \times 200$	1000
	$430 \times 430 \times 240$	4000

## H. DIMENSIONS

Tolerance:  $\pm 0.5$  Unit:mm