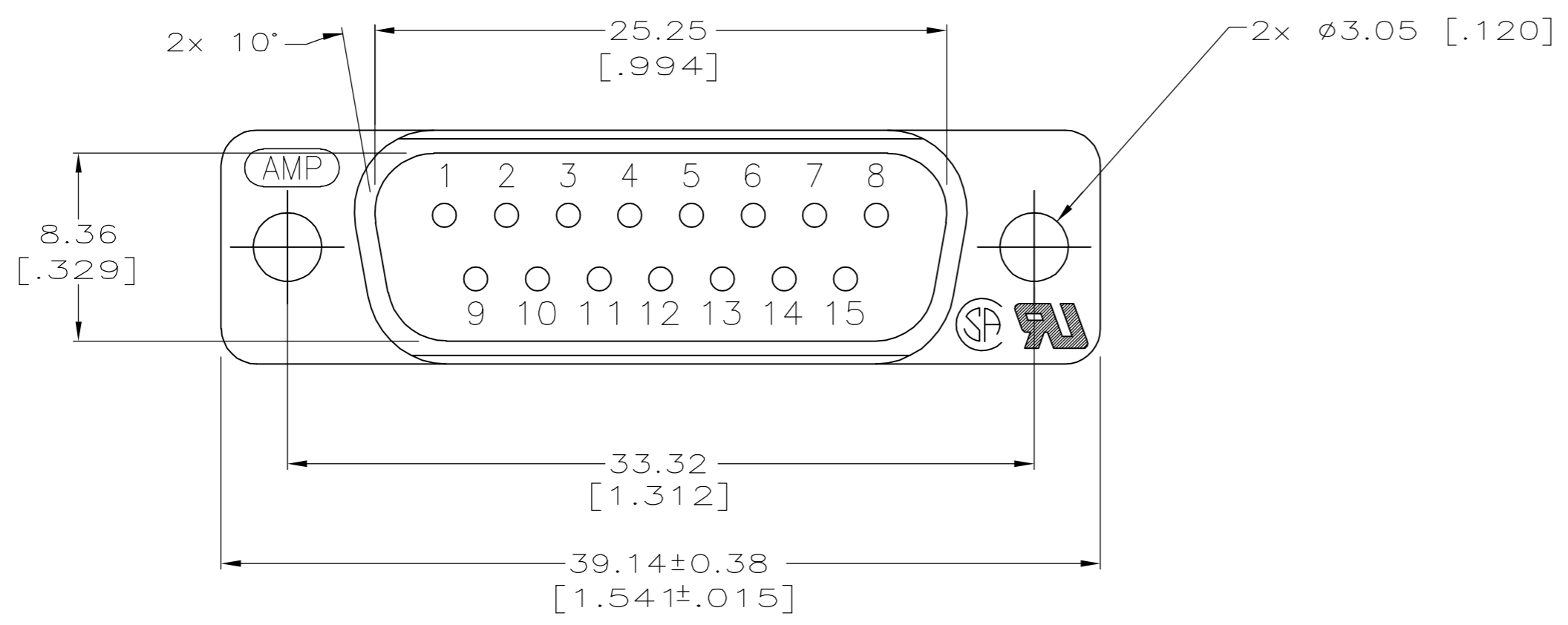
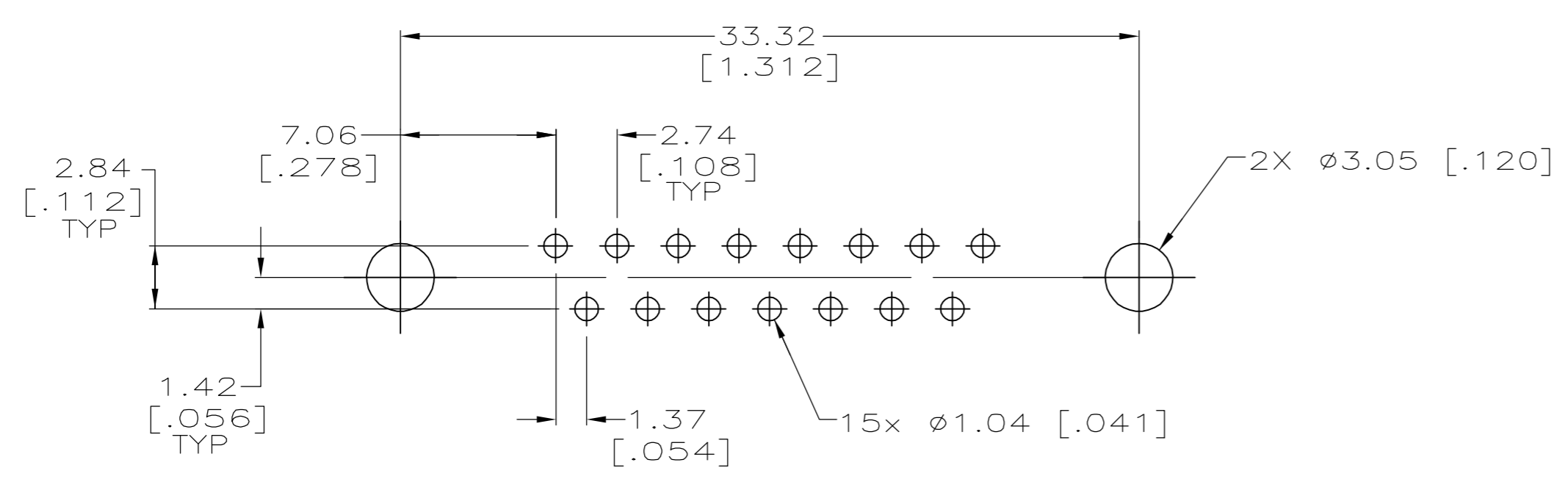
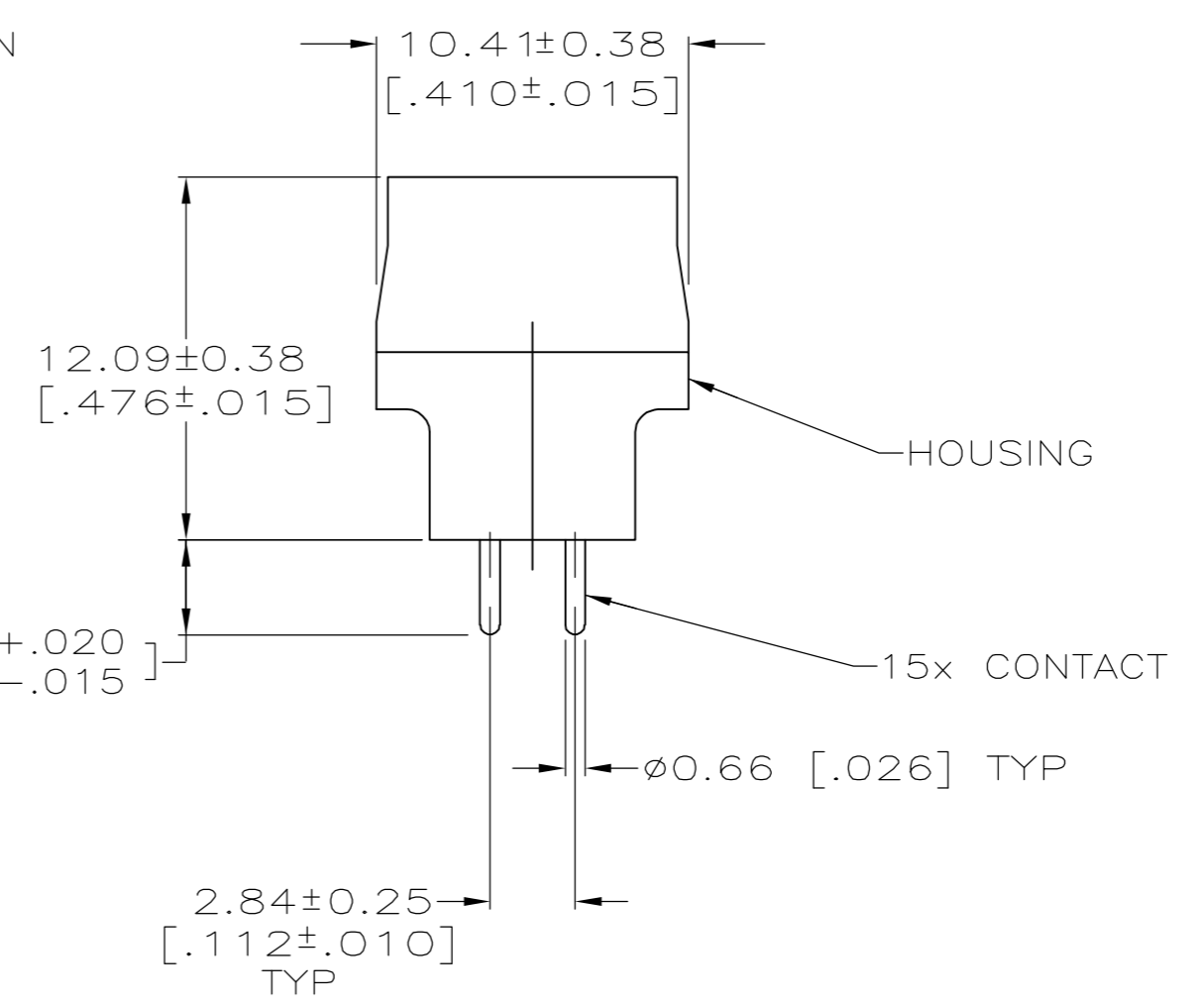
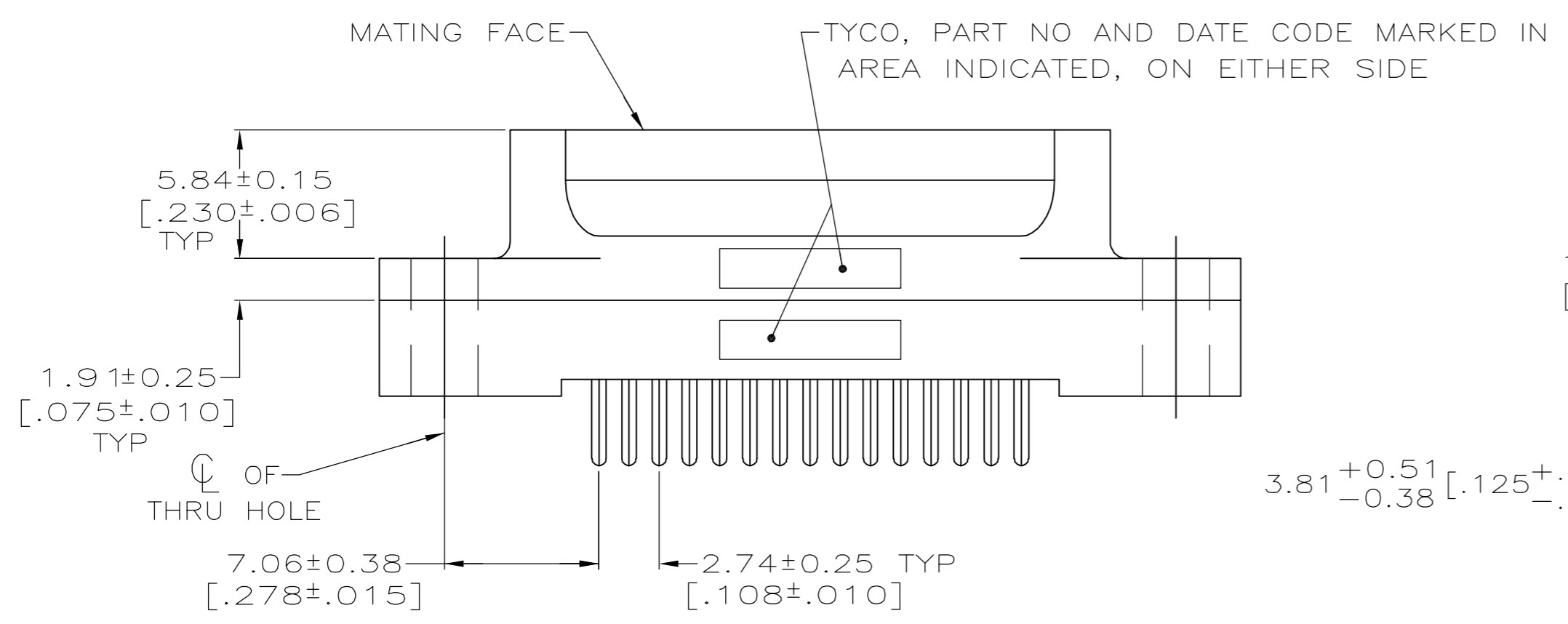


THIS DRAWING IS UNPUBLISHED. RELEASED FOR PUBLICATION  
 © COPYRIGHT BY TYCO ELECTRONICS CORPORATION. ALL RIGHTS RESERVED.

LOC	DIST	REVISIONS					
GP	00	P	LTR	DESCRIPTION	DATE	DWN	APVD
		A		REVISED PER ECO-06-024580	24JAN07	JDP	EDB



- 1 HOUSING: BLACK POLYESTER, UL 94V-0 RATED; CONTACTS: BRASS
- 2 GOLD PLATED FOR LENGTH OF 3.81 [.150] MIN FROM MATING END, 0.76µm [.000030] MIN GOLD IN MATED AREA, 2.54µm [.000100] MIN TIN ON SOLDER END, BOTH OVER 1.27µm [.000050] MIN NICKEL.  
OR  
GOLD FLASH OVER PALLADIUM NICKEL PLATED FOR LENGTH OF 3.81 [.150] MIN FROM MATING END, 0.76µm [.000030] MIN PALLADIUM NICKEL IN MATED AREA, 2.54µm [.000100] MIN TIN ON SOLDER END, BOTH OVER 1.27µm [.000050] MIN NICKEL.



RECOMMENDED PC BOARD MOUNTING DIMENSIONS

2	5208007-2
CONTACT FINISH	PART NO

THIS DRAWING IS A CONTROLLED DOCUMENT.		DWN G.PETERS 12SEP05	Tyco Electronics Corporation Harrisburg, PA 17105-3608	NAME		
DIMENSIONS: mm [INCHES]		CHK S.BOLASH 12SEP05		PRODUCT SPEC		
TOLERANCES UNLESS OTHERWISE SPECIFIED:		APVD M.WALMSLEY 12SEP05		APPLICATION SPEC		
0 PLC ± - 1 PLC ± - 2 PLC ± 0.13 [.005] 3 PLC ± - 4 PLC ± - ANGLES ± 2°		108-40025		SIZE		
MATERIAL	FINISH	WEIGHT -	SCALE A2	CAGE CODE 00779	DRAWING NO C=5208007	RESTRICTED TO
1	2	CUSTOMER DRAWING	SCALE 4:1	SHEET 1 of 1	REV A	

5208007