

**Axial leaded
PTC-Fuses
Type PFLR**

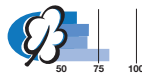
Fully compatible with current industry standards

Weldable nickel terminals

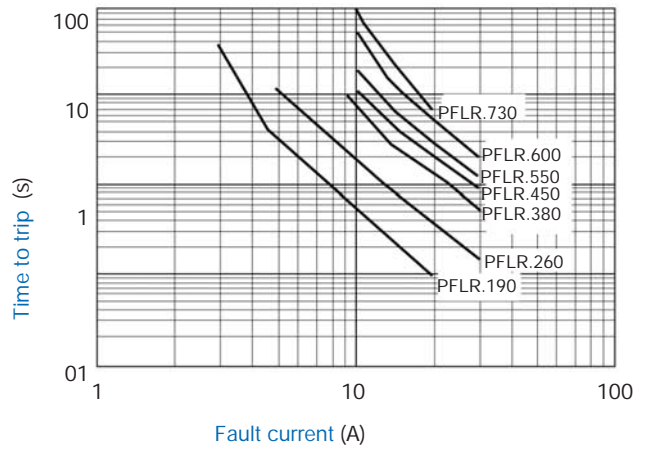
Very low internal resistance

Available in leadfree versions

Agency recognition:
UL, CSA, TÜV

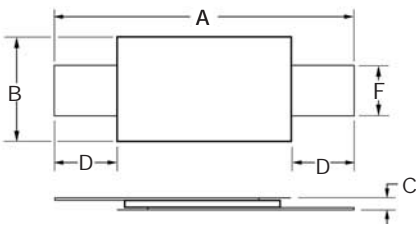


Typical Time to Trip at 23 °C

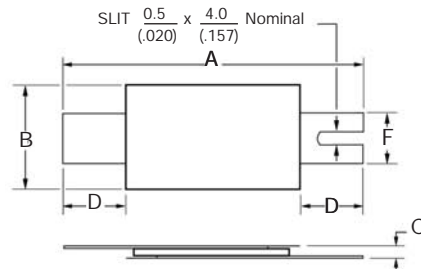


Dimensions

Standard Style



"S" Style

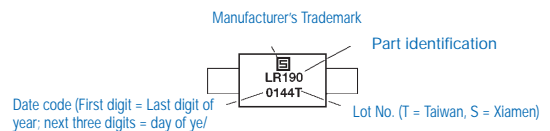


Applications

- Any application that requires protection at low resistances
- Rechargeable battery packs
- Cellular phones
- Laptop computers

Typical Part Marking

Layout may vary



Environmental Characteristics

Operating/Storage Temperature	-45 °C to +85 °C	
Maximum Device Surface Temperature in Tripped State	125 °C	
Passive Aging	+70 °C, 1000 hours	± 10% typ. resist. change
Humidity Aging	+85 °C, 85% R.H. 7 days	± 10% typ. resist. change
Vibration	MIL-STD-883C, Condition A	No change

Test Procedures And Requirements For Model PFLR Series

Test	Test Conditions	Accept/Reject Criteria
Visual/Mech.	Verify dimensions and materials	Per MF physical description
Resistance	In still air @ 23°C	$R_{min} \leq R \leq R_{max}$
Time to Trip	At specified current, V_{max} 23 °C	$T \leq \text{max. time to trip (sec.)}$
Hold Current	30 min. at I_{hold}	No trip
Trip Cycle Life	V_{max} , I_{max} , 100 cycles	No arcing or burning
Trip Endurance	V_{max} , 48 hours	No arcing or burning

FUSES

Resettable fuses

PFLR

Electrical Characteristics

Type	V _{max} Volts	I _{max} Amps	I _{hold}	I _{trip}	Initial Resistance		One Hour Post-Trip Resistance	Max. Time to trip		Tripped Power Dissipation			
					Amperes at 23 °C			Ohms at 23 °C			Amperes	Seconds	Watts
					Hold	Trip		Min.	Max.		at 23 °C	at 23 °C	at 23 °C
PFLR.190	15	100	1.90	3.90	0.039	0.072	0.102	9.5	5.0	1.2			
PFLR.190.S	15	100	1.90	3.90	0.039	0.072	0.102	9.5	5.0	1.2			
PFLR.260	15	100	2.60	5.80	0.020	0.042	0.063	13.0	5.0	1.3			
PFLR.260.S	15	100	2.60	5.80	0.020	0.042	0.063	13.0	5.0	2.5			
PFLR.380	15	100	3.80	8.30	0.013	0.026	0.037	19.0	5.0	2.5			
PFLR.450	10	100	4.50	8.90	0.011	0.020	0.028	22.5	5.0	2.5			
PFLR.550	10	100	5.50	10.50	0.009	0.019	0.022	27.5	5.0	2.8			
PFLR.600	10	100	6.00	11.70	0.007	0.014	0.016	30.0	5.0	2.8			
*PFLR.730	10	100	7.3	14.1	0.006	0.012	0.015	30.0	5.0	3.3			

*Preliminary

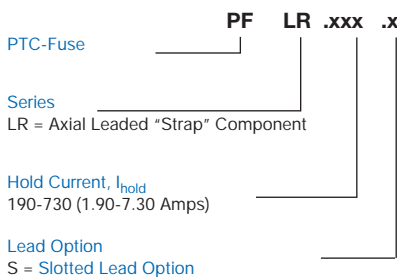
Dimensions

Type	A		B		C		D		F		Pkg. Style
	min.	max.	min.	max.	min.	max.	min.	max.	min.	max.	
PFLR.190	19.9 (0.783)	22.1 (0.870)	4.9 (0.193)	5.2 (0.205)	0.6 (0.024)	1.0 (0.039)	5.5 (0.217)	7.5 (0.295)	3.9 (0.154)	4.1 (0.161)	Std.
PFLR.190.S	19.9 (0.783)	22.1 (0.870)	4.9 (0.193)	5.2 (0.205)	0.6 (0.024)	1.0 (0.039)	5.5 (0.217)	7.5 (0.295)	3.9 (0.154)	4.1 (0.161)	S
PFLR.260	20.9 (0.823)	23.1 (0.909)	4.9 (0.193)	5.2 (0.205)	0.6 (0.024)	1.0 (0.039)	4.1 (0.161)	5.5 (0.217)	3.9 (0.154)	4.1 (0.161)	Std.
PFLR.260.S	20.9 (0.823)	23.1 (0.909)	4.9 (0.193)	5.2 (0.205)	0.6 (0.024)	1.0 (0.039)	4.1 (0.161)	5.5 (0.217)	3.9 (0.154)	4.1 (0.161)	S
PFLR.380	24.0 (0.945)	26.0 (1.024)	6.9 (0.272)	7.5 (0.295)	0.6 (0.024)	1.0 (0.039)	4.1 (0.161)	5.5 (0.217)	4.9 (0.193)	5.1 (0.201)	Std.
PFLR.450	24.0 (0.945)	26.0 (1.024)	9.9 (0.390)	10.5 (0.414)	0.6 (0.024)	1.0 (0.039)	5.3 (0.209)	6.7 (0.264)	5.9 (0.232)	6.1 (0.240)	Std.
PFLR.550	35.0 (1.378)	37.0 (1.457)	6.9 (0.272)	7.5 (0.295)	0.6 (0.024)	1.0 (0.039)	5.3 (0.209)	6.7 (0.264)	4.9 (0.193)	5.1 (0.201)	Std.
PFLR.600	24.0 (0.945)	26.0 (1.024)	13.9 (0.548)	14.5 (0.571)	0.6 (0.024)	1.0 (0.039)	4.1 (0.161)	5.5 (0.217)	5.9 (0.232)	6.1 (0.240)	Std.
*PFLR.730	26.0 (1.024)	29.1 (1.146)	13.9 (0.548)	14.5 (0.571)	0.6 (0.024)	1.0 (0.039)	4.1 (0.161)	5.5 (0.217)	5.9 (0.232)	6.1 (0.240)	Std.

*Preliminary

Dimensions in mm/inches

How To Order



Packaging

All models packaged in bulk, 500 pieces each.

Packaged loose; optional slotted leads (.S) available for 1.90 A and 2.60 A ratings

Thermal Derating Chart-I_{hold} (Amps)

Type	Ambient Operating Temperature								
	-40 °C	-20 °C	0 °C	23 °C	40 °C	50 °C	60 °C	70 °C	85 °C
PFLR.190	2.8/5.7	2.5/5.1	2.3/4.7	1.9/3.9	1.6/3.3	1.5/3.1	1.4/2.9	1.2/2.5	1.0/2.1
PFLR.190.S	2.8/5.7	2.5/5.1	2.3/4.7	1.9/3.9	1.6/3.3	1.5/3.1	1.4/2.9	1.2/2.5	1.0/2.1
PFLR.260	3.8/8.5	3.4/7.6	3.1/6.9	2.6/5.8	2.2/4.9	2.0/4.5	1.9/4.2	1.7/3.8	1.4/3.1
PFLR.260.S	3.8/8.5	3.4/7.6	3.1/6.9	2.6/5.8	2.2/4.9	2.0/4.5	1.9/4.2	1.7/3.8	1.4/3.1
PFLR.380	5.5/12.0	4.9/10.7	4.4/9.6	3.8/8.3	3.3/7.2	3.0/6.6	2.8/6.1	2.5/5.5	2.1/4.6
PFLR.450	6.5/12.9	5.8/11.5	5.3/10.5	4.5/8.9	3.9/7.7	3.6/7.1	3.3/6.5	2.9/5.7	2.5/4.9
PFLR.550	8.0/15.3	7.1/13.6	6.2/11.8	5.5/10.5	4.7/9.0	4.3/8.2	4.0/7.6	3.6/6.9	3.0/5.7
PFLR.600	8.7/17.0	7.8/15.2	7.1/13.8	6.0/11.7	5.2/10.1	4.7/9.2	4.4/8.6	3.9/7.6	3.3/6.4
*PFLR.730	10.6/20.5	9.5/18.3	8.6/16.6	7.3/14.1	6.3/12.2	5.7/11.0	5.4/10.4	4.7/9.1	4.0/7.7

*Preliminary