

# CABLE MANAGEMENT AND IDENTIFICATION SOLUTIONS



**HellermannTyton**



onHellermannTytonHel

## HellermannTyton

HellermannTyton is a leading, global manufacturer of systems and solutions which help world-class customers better manage and identify wire, cable, and components.

HellermannTyton is proud to manufacture products in Milwaukee, Wisconsin, our North American corporate headquarters and employ a growing number of workers in its offices and plants. With thanks to customers like you, we continue to expand our commitment to growing our manufacturing presence in the USA.



## TABLE OF CONTENTS

	<b>INTRODUCTION</b>	<b>3-4</b>
	<b>MATERIAL INFORMATION AND SPECIFICATIONS</b>	<b>5-7</b>
	<b>BUNDLING &amp; SECURING</b>	<b>9-107</b>
	Cable Ties	9-15
	Cable Ties - High Temperature	16-18
	Cable Ties - Special Material	19-27
	Cable Ties - Special Purpose	28-67
	Clips	68-72
	Grip Ties	73-75
	Cable Tie Tools	76-90
	Mounts	91-107
	<b>ROUTING &amp; PROTECTION</b>	<b>109-167</b>
	Wiring Duct	109-132
	Helawrap	133-136
	Spiralwrap	137-139
	Convuluted Tubing	140-142
	Braided Sleeving	143-164
	Grommet	165-166
	Electrical Tape	167
	<b>CLAMPING</b>	<b>169-181</b>
	Snapper Hose Clamps	169-174
	Screw Mount Cable Clamps	175-177
	Adhesive Cable Clamps	178-179
	Flat Ribbon Cable Clamps	180
	Nail Clips	181
	<b>IDENTIFICATION SYSTEMS</b>	<b>183-221</b>
	TagPrint® PRO 3.0 Software	183-185
	Workstation Printers	186-187
	Thermal Transfer Labels	188-195
	Nameplate Labels	196-197
	Continuous Vinyl Labels	198
	ShrinkTrak Heat Shrinkable Markers	199-202
	TipTag Cable Markers	203-204
	Laser Tag Labels	205-210
	Ink Jet Labels	211-215
	Pre-Printed Installation Labels	216-219
	Rite-On Markers	220
	Wire Marker Tape	221
	<b>WIRE CONNECTORS</b>	<b>223-225</b>
	HelaCon	223-225
	<b>INDEX</b>	<b>226-241</b>

# Differentiated Solutions from HellermannTyton

## Product Differentiation

At HellermannTyton, we use cutting-edge materials and distinctive designs to manufacture the products which improve performance, exceed safety guidelines, and deliver reliable implementation at the lowest cost. Our varied and ever-evolving collection of solutions offer the differentiated advantage that enables project wins and delivers a point of difference to end-users.

## Product Depth

The breadth and depth of HellermannTyton's product line covers a range of highly engineered products from bundling and securing to routing, protection, insulation, network connectivity and identification solutions. We have all the major categories covered with our comprehensive line of products that offer a combination of flexibility, simplicity and value to an end-user customer. In this catalog, see what HellermannTyton offers in cable management and identification solutions. Check out our other catalogs or website for the full range of products.

## Vertical Market Support

Through advanced product suites, market specific tools and resources, HellermannTyton holds leading industry positions in key markets.

OEM  
MRO/Industrial  
Industrial Automation  
Renewable Energies  
Wire Processing  
Datacom

Let us know how we can lend our industry expertise and experience in these markets to your project.



Renewable Energy / Solar



Renewable Energy / Wind



OEM



MRO / Industrial



Wire Processing



Datacom



Industrial Automation

## Quality Certifications, Specifications & Warranty

### ISO 9001

The International Standards Organization (ISO) establishes worldwide standards for products and services in recognition of increasing globalization of markets. The ISO program determines the requirements for the quality assurance programs. HellermannTyton has achieved ISO 9001 certifications at all of its U.S. locations.

### ISO/TS16949

ISO / TS16949 is a recognized standard for manufacturers maintaining a strict Quality Management System servicing the automotive industry. HellermannTyton has achieved and maintains certification to this standard.

### ISO 14001

ISO 14001 is a voluntary standard for Environmental Management Systems established by the International Organization for Standardization. Its goal is to provide benchmarks for reviewing and improving environmental performance. HellermannTyton takes an active role in this process of continuous improvement.

### AS9100

AS9100 is a recognized standard for manufacturers maintaining a strict Quality Management System servicing the aerospace industry. HellermannTyton has achieved and maintains registration to this standard.

### International Electro-Technical Commission (IEC)

Representatives from key industry suppliers participate in creating standards that provide continuous improvement for products and services. HellermannTyton chaired the committee that created standard 62275 (replaced 1565) for Wire Positioning Devices.

### RoHS / WEEE

The scope of the European Union's Restriction of Hazardous Substances (RoHS) and the Waste Electrical and Electronic Equipment (WEEE) directives covers all electrical and electronic equipment and their components sold into the European Union. Throughout this catalog, you will see designations where materials are RoHS compliant.

## Trade Level Affiliations

National Association of  
Electrical Distributors  
(NAED)



National Electrical  
Manufacturers  
Association (NEMA)



Building Consulting  
Services International



## Warranty Policy

HellermannTyton products are warranted to be free from defects in material and workmanship at the time sold by us; but our obligation under this warranty and that of the seller is limited to the replacement of the product, and neither we nor the seller are bound by any other warranty, expressed, implied or statutory. Under no circumstances are we or the seller liable for any loss, damage, expenses or consequential damages of any kind arising out of the use or inability to use these products. All are sold with the understanding that the user will test them in actual use and determine their adaptability for the intended uses.

**HellermannTyton** has worked very closely with its material suppliers to develop resins that are specifically formulated for fastener and cable tie production. HellermannTyton has spearheaded material advancements in component manufacturing to assure customers the finest quality of products. Environmental factors can have an adverse effect on fasteners. It is very important to use the most suitable material for each application. HellermannTyton fasteners are available in a variety of materials ranging from polyamides (nylon) to fluoropolymers. **All materials listed below are RoHS compliant.**



#### Polyamide 6.6 – General Purpose

General purpose polyamide 6.6 features lightweight, high strength and a wide temperature range. Polyamide 6.6 is hygroscopic, and therefore, absorbs or releases moisture depending on its environment. Thus, the moisture level of the material will affect tensile strength, stiffness and elongation of the product.

#### Polyamide 6.6 – Heat Stabilized

With similar properties and benefits as polyamide 6.6, products manufactured with heat stabilized polyamide 6.6 material have a chemical stabilizer added for higher continuous temperature applications.

#### \*Polyamide 6.6 – UV Resistant

Chemical inhibitors are used to give polyamide 6.6 material added properties to fight against premature aging of products due to the effects of ultraviolet rays.

#### Polyamide 6.6 – UV Stabilized (2% Carbon for Military Specification)

The physical properties of this material include carbon, which acts as a UV stabilizer, prolonging the life of the product under ultraviolet conditions. It also allows HellermannTyton black cable ties to meet the particular military specification for cable ties.

#### Polyamide 6.6 – V0 Flame Retardant

This material meets UL 94V-0 flammability requirements. Flame retardant additives generally reduce tensile strength when compared to general purpose polyamide 6.6, but this resin has been formulated to minimize such effects.

#### \*Polyamide 6.6 – Impact Modified, Heat Stabilized and UV Resistant

Impact modified polyamide 6.6 offers the increased flexibility, heat resistance and UV resistance of the high impact material with the added feature of greater resistance to vibration, heat and sunlight for mobile applications.

#### Polyamide 6.6 – Impact Modified, Heat Stabilized, UV Stabilized

This material has impact modifiers that increase flexibility, impact strength and improves resistance to moisture fluctuations. Heat stabilizers are added to increase heat resistance and UV stabilizers are added to increase UV resistance.

#### Polyamide 4.6

Polyamide 4.6, like polyamide 6.6, offers lightweight and high strength benefits, but offers an even wider temperature range. This material can be used at a higher continuous operating temperature than polyamide 6.6 - heat stabilized. In addition to having excellent heat resistance, polyamide 4.6 has low creep effects and retention of stiffness at elevated temperatures.

#### Polypropylene

Polypropylene is used in environments where chemical effects on polyamide are a concern. It is not affected by inorganic acids (hydrochloric), polyhydric alcohols (ethyleneglycol), neutral salts (sodium chloride) and basic salts (sodium bicarbonate). Polypropylene also resists a number of other chemicals with good results, although it has lower tensile strength than polyamide 6.6 (about half). Polypropylene has good UV resistance.

#### Polyamide 11

Polyamide 11 is a renewably sourced material which has excellent UV resistance and is resistant to many chemicals including metal oxides. Although it is not as strong as Polyamide 6.6 materials, it absorbs very little moisture which makes it ideal for outdoor applications.

#### Polyamide 12

Polyamide 12 possesses many of the same characteristics as Polyamide 11, however it absorbs slightly less moisture, making it ideal for outdoor applications.

#### Ethyltertrafluorethylene - ETFE

ETFE is resistant to a wide range of chemicals, such as concentrated hydrofluoric and sulfuric acids, but it is not as strong as polyamide 6.6 materials. It is also a low water absorbing material, therefore, is not adversely affected by water. ETFE is radiation resistant up to 200 megarads and meets the fire and smoke requirements of IEEE 383. ETFE also withstands high temperatures and ultraviolet light exposure. Products made from ETFE material also have non-outgassing properties for zero gravity applications.

#### Polyacetal

Polyacetal has excellent dielectric properties, UV and chemical resistance, and a UL94-HB flame rating. It has been tested for excellent weatherability against moisture, sunlight, and other environmental conditions.

#### Polyetheretherketone – PEEK

This material is an excellent choice for high temperature environments. It also has excellent chemical resistance and is resistant to abrasion. PEEK material has a relatively high tensile strength and it has the ability to retain its tensile strength when continuously conditioned in water at elevated temperatures and pressures.

#### Thermoplastic Vulcanizate (TPV)

TPV is a durable rubber material that is chemical and abrasion resistant and remains flexible at low temperatures.

**For more information on RoHS/WEEE Compliance, go online to: <http://www.hellermann.tyton.com/rohs.asp>**

\* UV Resistant = Material contains less than 2% carbon or a UV additive to improve UV resistance.

Material Specifications

MATERIAL	CONTINUOUS OPERATING TEMPERATURE		TENSILE STRENGTH AT 73°F DRY AS MOLDED ASTM D-638 (PSI)	UL FLAME RATING	OXYGEN INDEX %	GAMMA RADIATION RESISTANCE	UV RESISTANCE	MILITARY, FEDERAL, ASTM AND FDA SPECIFICATIONS
	MAX.	MIN.						
<b>Polyamide 6.6 - General Purpose (PA66)</b>	185°F 85°C	-40°F -40°C	12,000	94V-2	28	1 x 10 <sup>5</sup> Rads	Poor	ASTM D-4066PA0111, FDA CFR177.1500
<b>Polyamide 6.6 - Heat Stabilized (PA66HS)</b>	221°F 105°C	-40°F -40°C	12,000	94V-2	26	1 x 10 <sup>5</sup> Rads	Poor	ASTM D-4066PA0121
<b>*Polyamide 6.6 - UV resistant (PA66UV)</b>	185°F 85°C	-40°F -40°C	12,000	94V-2	26	1 x 10 <sup>5</sup> Rads	Good	-
<b>Polyamide 6.6 - 2% Carbon UV stabilized (OUV)</b>	185°F 85°C	-40°F -40°C	12,000	94V-2	26	1 x 10 <sup>5</sup> Rads	Very Good	ASTM D-4066PA0181, MS3367/8
<b>Polyamide 6.6 - Flame Retardant (PA66VO)</b>	185°F 85°C	-40°F -40°C	10,800	94V-0	34	1 x 10 <sup>5</sup> Rads	Poor	ASTM D-4066PA0110
<b>*Polyamide 6.6 - Impact Mod. Heat Stabilized, UV Resistant (PA66HIRHS)</b>	230°F 110°C	-40°F -40°C	9,500	94-HB	N/A	N/A	Very Good	ASTM D-4066PA0161
<b>*Polyamide 6.6 - Impact Mod. Heat Stabilized, UV Stabilized (PA66HIRHSUV)</b>	230°F 110°C	-40°F -40°C	8,900	94-HB	19	1 x 10 <sup>5</sup> Rads	Very Good	ASTM D-4066PA0151
<b>Polyamide 4.6 - Heat Stabilized (PA46)</b>	275°F 135°C	-40°F -40°C	14,400	94V-2	27	9 x 10 <sup>6</sup> Rads	Poor	ASTM D-4066PA0922
<b>Polypropylene - Chemical Resistant (PP)</b>	239°F 115°C	-40°F -40°C	3,400	94-HB	N/A	1 x 10 <sup>5</sup> Rads	Good	ASTM D-4101PP0327
<b>Polyamide 11 – UV Resistant (PA11)</b>	203°F 95°C	-40°F -40°C	6,600	94-V2	N/A	1 x 10 <sup>5</sup> Rads	Excellent	ASTM D-4000PA0321
<b>*Polyamide 12 - UV resistant (PA12)</b>	203°F 95°C	-40°F -40°C	6,600	94-V2	N/A	1 x 10 <sup>5</sup> Rads	Excellent	ASTM D-4066PA411
<b>Ethlenterafluorineethylene (ETFE)</b>	302°F 150°C	-112°F -80°C	5,800	94V-0	30	2 x 10 <sup>8</sup> Rads	Oustanding	UL2043, ASTM D-3159 Type 1 Grade 1
<b>Polyacetal (POM)</b>	185°F 85°C	-40°F -40°C	6,500	94-HB	N/A	N/A	Excellent	-
<b>Polyetheretherketone (PEEK)</b>	500°F 260°C	-67°F -55°C	14,600	94V-0	24	1 x 10 <sup>8</sup> Rads	Poor	21CFR 177.2415, EEC 93/9/EEC 151G
<b>Thermoplastic Vulcanizate (TPV)</b>	392°F 200°C	-50°F -45°C	n/a	94V-0	N/A	N/A	Excellent	-

\* UV Resistant = Material contains less than 2% carbon or a UV additive to improve UV resistance.

Material Performance Guide

ATTRIBUTE	POLYAMIDE 6.6 GENERAL PURPOSE	POLYAMIDE 6.6 HEAT STABILIZED	POLYAMIDE 6.6 UV RESISTANT	POLYAMIDE 6.6 - 2% CARBON UV RESISTANT	POLYAMIDE 6.6 FLAME RETARDANT V0	POLYAMIDE 6.6 IMPACT MODIFIED, HEAT STABILIZED UV RESISTANT	POLYAMIDE 6.6 IMPACT MODIFIED, HEAT STABILIZED UV STABILIZED	POLYAMIDE 4.6 HEAT STABILIZED	POLYPROPYLENE	POLYAMIDE 11	POLYAMIDE 12 UV RESISTANT	ETHLENTERAFLUORINE-ETHYLENE — ETFE	POLYACETAL	PEEK	TPV
	<b>Tensile Strength</b>	8	8	8	9	7	8	7	10	2	6	6	5	5	10
<b>High Temperature</b>	2	3	2	2	2	3	2	9	2	1	1	10	3	10	10
<b>Flammability</b>	5	5	5	5	10	2	2	5	2	2	2	10	2	10	2
<b>UV Resistance</b>	1	1	5	7	1	7	2	1	5	8	8	10	9	1	1
<b>Radiation</b>	3	3	3	3	3	3	3	6	3	3	3	8	3	10	-
<b>Chemical Resistance</b>	6	6	6	6	6	6	6	6	8	8	8	10	-	10	-
- Hydrocarbons	8	8	8	8	8	8	8	8	6	8	8	10	8	10	4
- Chlorinated Hydrocarbons	6	6	6	6	6	6	6	6	3	8	8	10	5	10	4
- Acids	2	2	2	2	2	2	2	2	8	5	5	10	8	5	8
- Bases	8	6	6	6	6	6	6	6	8	6	6	10	8	10	8
- Salts	3	3	3	3	3	3	3	3	10	8	8	10	8	10	8
<b>Relative Cost</b>	Low	Low	Med	Med	Med	Med	Med	Med	Med	Med	Med	High	Med	High	Med

10 = Most Recommended  
1 = Least Recommended

## Optimum storage conditions for cable ties made of polyamide (PA)

**HellermannTyton** cable ties and mounts are manufactured from high-quality polyamide (PA). This material is mainly processed using injection molding, but can also be extruded.

Polyamide is a hygroscopic material. This means that the material absorbs and loses moisture. For optimum handling of cable ties, it is important that the material is in a condition of equilibrium with a water content of approximately 2.5%.


The packaging used by HellermannTyton ensures that the water content in the material remains constant. Therefore, it is important to store the products in their original packaging to preserve the quality of the ties and mounts.



Once opened you should use the ties as quickly as possible.

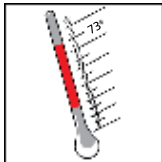


Do not expose the product to direct sunlight

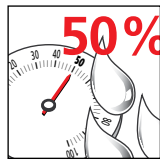


Store the product away from direct sources of heat

### Ideal storage conditions:



73 °F



50%  
relative  
humidity





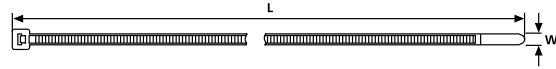
# BUNDLING AND SECURING SOLUTIONS

Cable Ties	9-15
Cable Ties - High Temperature	16-18
Cable Ties - Special Material	19-27
Cable Ties - Special Purpose	28-67
Clips	68-72
Grip Ties	73-75
Cable Tie Tools	76-90
Mounts	91-107



**Standard Cable Ties**  
**T18 - T30 Series - Natural and Black**

Material Data	
Material	<b>Polyamide 6.6 (PA66)</b>
Operating Temperature	<b>-40 °F to +185 °F (-40 °C to +85 °C) continuous</b>
Flammability	<b>UL94 V2</b>



Product Selection

Article No.	Part No.	Type	US Gov. Designation	Min. Tensile Strength		Length (L)		Max. Ø Bundle	Width (W)	Color	Pkg. Qty.		
				lbs.	(N)	in.	(mm)	in.	(mm)			in.	(mm)
<b>T18S</b>													
111-02805	<b>T18S9C2</b>	T18S	-	18 lbs	(80)	3.27"	(83)	.63"	(16)	.09"	(2.3)	Natural	100
111-02809	<b>T18S9M4</b>	T18S	-	18 lbs	(80)	3.27"	(83)	.63"	(16)	.09"	(2.3)		1000
111-02810	<b>T18S0C2</b>	T18S	-	18 lbs	(80)	3.27"	(83)	.63"	(16)	.09"	(2.3)	Black	100
111-02811	<b>T18S0M4</b>	T18S	-	18 lbs	(80)	3.27"	(83)	.63"	(16)	.09"	(2.3)		1000
<b>T18R</b>													
112-01819	<b>T18R9C2</b>	T18R	MS3367-4-9	18 lbs	(80)	4"	(100)	.87"	(22)	.10"	(2.5)	Natural	100
111-01872	<b>T18R9M4</b>	T18R	MS3367-4-9	18 lbs	(80)	4"	(100)	.87"	(22)	.10"	(2.5)		1000
111-00405	<b>T18R0C2</b>	T18R	*	18 lbs	(80)	4"	(100)	.87"	(22)	.10"	(2.5)	Black	100
111-01841	<b>T18R0M4</b>	T18R	*	18 lbs	(80)	4"	(100)	.87"	(22)	.10"	(2.5)		1000
<b>T18I</b>													
111-02311	<b>T18I9C2</b>	T18I	-	18 lbs	(80)	5.51"	(140)	1.38"	(35)	.10"	(2.5)	Natural	100
111-02322	<b>T18I9M4</b>	T18I	-	18 lbs	(80)	5.51"	(140)	1.38"	(35)	.10"	(2.5)		1000
111-02308	<b>T18I0C2</b>	T18I	-	18 lbs	(80)	5.51"	(140)	1.38"	(35)	.10"	(2.5)	Black	100
111-02315	<b>T18I0M4</b>	T18I	-	18 lbs	(80)	5.51"	(140)	1.38"	(35)	.10"	(2.5)		1000
<b>T18L</b>													
111-02189	<b>T18L9C2</b>	T18L	-	18 lbs	(80)	8.0"	(205)	2.17"	(55)	.10"	(2.5)	Natural	100
111-02026	<b>T18L9M4</b>	T18L	-	18 lbs	(80)	8.0"	(205)	2.17"	(55)	.10"	(2.5)		1000
111-00401	<b>T18L0C2</b>	T18L	-	18 lbs	(80)	8.0"	(205)	2.17"	(55)	.10"	(2.5)	Black	100
111-02015	<b>T18L0M4</b>	T18L	-	18 lbs	(80)	8.0"	(205)	2.17"	(55)	.10"	(2.5)		1000
<b>T30R</b>													
112-03019	<b>T30R9C2</b>	T30R	MS3367-5-9	30 lbs	(135)	5.9"	(150)	1.38"	(35)	.14"	(3.5)	Natural	100
111-03047	<b>T30R9M4</b>	T30R	MS3367-5-9	30 lbs	(135)	5.9"	(150)	1.38"	(35)	.14"	(3.5)		1000
111-00438	<b>T30R0C2</b>	T30R	*	30 lbs	(135)	5.9"	(150)	1.38"	(35)	.14"	(3.5)	Black	100
111-03034	<b>T30R0M4</b>	T30R	*	30 lbs	(135)	5.9"	(150)	1.38"	(35)	.14"	(3.5)		1000
<b>T30L</b>													
111-03325	<b>T30L9C2</b>	T30L	-	30 lbs	(135)	7.48"	(190)	1.97"	(50)	.14"	(3.5)	Natural	100
111-03327	<b>T30L9M4</b>	T30L	-	30 lbs	(135)	7.48"	(190)	1.97"	(50)	.14"	(3.5)		1000
111-03313	<b>T30L0C2</b>	T30L	-	30 lbs	(135)	7.48"	(190)	1.97"	(50)	.14"	(3.5)	Black	100
111-03315	<b>T30L0M4</b>	T30L	-	30 lbs	(135)	7.48"	(190)	1.97"	(50)	.14"	(3.5)		1000
<b>T30LL</b>													
111-03515	<b>T30LL9C2</b>	T30LL	-	30 lbs	(135)	11.42"	(290)	3.15"	(80)	.14"	(3.5)	Natural	100
111-03517	<b>T30LL9M4</b>	T30LL	-	30 lbs	(135)	11.42"	(290)	3.15"	(80)	.14"	(3.5)		1000
111-03501	<b>T30LL0C2</b>	T30LL	-	30 lbs	(135)	11.42"	(290)	3.15"	(80)	.14"	(3.5)	Black	100
111-03511	<b>T30LL0M4</b>	T30LL	-	30 lbs	(135)	11.42"	(290)	3.15"	(80)	.14"	(3.5)		1000
<b>T30XL</b>													
111-02900	<b>T30XL9C2</b>	T30XL	-	30 lbs	(135)	14.37"	(365)	4.13"	(105)	.14"	(3.5)	Natural	100
111-02907	<b>T30XL9M4</b>	T30XL	-	30 lbs	(135)	14.37"	(365)	4.13"	(105)	.14"	(3.5)		1000
111-02901	<b>T30XL0C2</b>	T30XL	-	30 lbs	(135)	14.37"	(365)	4.13"	(105)	.14"	(3.5)	Black	100
111-02903	<b>T30XL0M4</b>	T30XL	-	30 lbs	(135)	14.37"	(365)	4.13"	(105)	.14"	(3.5)		1000

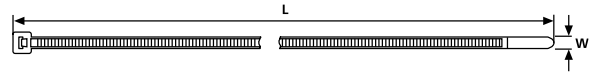
Installation tools - EVO7, MK7HT, MK7P, MK9, MK9HT, MK9P. MK9 and MK9P cannot be used with T18S cable ties.

Dimensions are approximate and subject to technical changes. Use **Part No.** for ordering and **Type** for specification purposes.

\* Military black available. Contact HellermannTyton for more information.

## Standard Cable Ties T40 - T50 Series - Natural and Black

Material Data	
Material	<b>Polyamide 6.6 (PA66)</b>
Operating Temperature	<b>-40 °F to +185 °F (-40 °C to +85 °C) continuous</b>
Flammability	<b>UL94 V2</b>



File# E64139 File# E64139

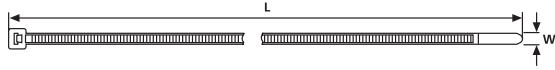
Product Selection													
Article No.	Part No.	Type	US Gov. Designation	Min. Tensile Strength		Length (L)		Max. Ø Bundle		Width (W)	Color	Pkg. Qty.	
				lbs.	(N)	in.	(mm)	in.	(mm)	in.			(mm)
<b>T40R</b>													
112-04019	<b>T40R9C2</b>	T40R(U)	-	40 lbs	(178)	8.27"	(210)	2.16"	(55)	.16"	(4.0)	Natural	100
111-04131	<b>T40R9M4</b>	T40R(U)	-	40 lbs	(178)	8.27"	(210)	2.16"	(55)	.16"	(4.0)		1000
112-04060	<b>T40R0C2</b>	T40R(U)	-	40 lbs	(178)	8.27"	(210)	2.16"	(55)	.16"	(4.0)	Black	100
111-04122	<b>T40R0M4</b>	T40R(U)	-	40 lbs	(178)	8.27"	(210)	2.16"	(55)	.16"	(4.0)		1000
<b>T40I</b>													
111-04609	<b>T40I9C2</b>	T40I	-	40 lbs	(178)	11.42"	(290)	3.15"	(80)	.16"	(4.0)	Natural	100
111-04612	<b>T40I9M4</b>	T40I	-	40 lbs	(178)	11.42"	(290)	3.15"	(80)	.16"	(4.0)		1000
111-04600	<b>T40I0C2</b>	T40I	-	40 lbs	(178)	11.42"	(290)	3.15"	(80)	.16"	(4.0)	Black	100
111-04604	<b>T40I0M4</b>	T40I	-	40 lbs	(178)	11.42"	(290)	3.15"	(80)	.16"	(4.0)		1000
<b>T40L</b>													
111-04300	<b>T40L9C2</b>	T40L	-	40 lbs	(178)	14.4"	(365)	4.13"	(105)	.16"	(4.0)	Natural	100
111-04311	<b>T40L9M4</b>	T40L	-	40 lbs	(178)	14.4"	(365)	4.13"	(105)	.16"	(4.0)		1000
111-04301	<b>T40L0C2</b>	T40L	-	40 lbs	(178)	14.4"	(365)	4.13"	(105)	.16"	(4.0)	Black	100
111-04305	<b>T40L0M4</b>	T40L	-	40 lbs	(178)	14.4"	(365)	4.13"	(105)	.16"	(4.0)		1000
<b>T50S</b>													
111-05811	<b>T50S9C2</b>	T50S	-	50 lbs	(225)	5.9"	(150)	1.38"	(35)	.18"	(4.6)	Natural	100
111-05813	<b>T50S9M4</b>	T50S	-	50 lbs	(225)	5.9"	(150)	1.38"	(35)	.18"	(4.6)		1000
111-05806	<b>T50S0C2</b>	T50S	-	50 lbs	(225)	5.9"	(150)	1.38"	(35)	.18"	(4.6)	Black	100
111-05808	<b>T50S0M4</b>	T50S	-	50 lbs	(225)	5.9"	(150)	1.38"	(35)	.18"	(4.6)		1000
<b>T50R</b>													
112-05019	<b>T50R9C2</b>	T50R	MS3367-1-9	50 lbs	(225)	7.9"	(200)	1.97"	(50)	.18"	(4.6)	Natural	100
111-04862	<b>T50R9M4</b>	T50R	MS3367-1-9	50 lbs	(225)	7.9"	(200)	1.97"	(50)	.18"	(4.6)		1000
111-04878	<b>T50R0C2</b>	T50R	*	50 lbs	(225)	7.9"	(200)	1.97"	(50)	.18"	(4.6)	Black	100
111-04846	<b>T50R0M4</b>	T50R	*	50 lbs	(225)	7.9"	(200)	1.97"	(50)	.18"	(4.6)		1000
<b>T50I</b>													
112-05219	<b>T50I9C2</b>	T50I	MS3367-7-9	50 lbs	(225)	11.8"	(300)	3.35"	(85)	.18"	(4.6)	Natural	100
111-05230	<b>T50I9M4</b>	T50I	MS3367-7-9	50 lbs	(225)	11.8"	(300)	3.35"	(85)	.18"	(4.6)		1000
111-00444	<b>T50I0C2</b>	T50I	*	50 lbs	(225)	11.8"	(300)	3.35"	(85)	.18"	(4.6)	Black	100
111-05216	<b>T50I0M4</b>	T50I	*	50 lbs	(225)	11.8"	(300)	3.35"	(85)	.18"	(4.6)		1000
<b>T50L</b>													
112-05419	<b>T50L9C2</b>	T50L	MS3367-2-9	50 lbs	(225)	15.35"	(390)	4.33"	(110)	.18"	(4.6)	Natural	100
111-05449	<b>T50L9M4</b>	T50L	MS3367-2-9	50 lbs	(225)	15.35"	(390)	4.33"	(110)	.18"	(4.6)		1000
111-00445	<b>T50L0C2</b>	T50L	*	50 lbs	(225)	15.35"	(390)	4.33"	(110)	.18"	(4.6)	Black	100
111-00504	<b>T50L0M4</b>	T50L	*	50 lbs	(225)	15.35"	(390)	4.33"	(110)	.18"	(4.6)		1000

Installation tools - EVO7, MK7HT, MK7P, MK9, MK9HT, MK9P. Dimensions are approximate and subject to technical changes.

Use **Part No.** for ordering and **Type** for specification purposes.

\* Military black available. Contact HellermannTyton for more information.

Standard Cable Ties  
T18R and T30R Series - Colors



Material Data	
Material	Polyamide 6.6 (PA66)
Operating Temperature	-40 °F to +185 °F (-40 °C to +85 °C) continuous
Flammability	UL94 V2



File# E64139

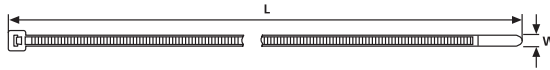
File# E64139

Product Selection			Min. Tensile Strength	Length (L)	Max. Ø Bundle	Width (W)	Color	Pkg. Qty.
Article No.	Part No.	Type						
<b>T18R</b>								
116-01811	<b>T18R1C2</b>	T18R	18 lbs (80)	4" (100)	.87" (22)	.10" (2.5)	Brown	100
111-01849	<b>T18R1M4</b>	T18R	18 lbs (80)	4" (100)	.87" (22)	.10" (2.5)		1000
111-01880	<b>T18R2C2</b>	T18R	18 lbs (80)	4" (100)	.87" (22)	.10" (2.5)	Red	100
111-01882	<b>T18R2M4</b>	T18R	18 lbs (80)	4" (100)	.87" (22)	.10" (2.5)		1000
116-01813	<b>T18R3C2</b>	T18R	18 lbs (80)	4" (100)	.87" (22)	.10" (2.5)	Orange	100
111-01877	<b>T18R3M4</b>	T18R	18 lbs (80)	4" (100)	.87" (22)	.10" (2.5)		1000
111-01896	<b>T18R4C2</b>	T18R	18 lbs (80)	4" (100)	.87" (22)	.10" (2.5)	Yellow	100
111-01898	<b>T18R4M4</b>	T18R	18 lbs (80)	4" (100)	.87" (22)	.10" (2.5)		1000
111-01853	<b>T18R5C2</b>	T18R	18 lbs (80)	4" (100)	.87" (22)	.10" (2.5)	Green	100
111-01855	<b>T18R5M4</b>	T18R	18 lbs (80)	4" (100)	.87" (22)	.10" (2.5)		1000
111-01842	<b>T18R6C2</b>	T18R	18 lbs (80)	4" (100)	.87" (22)	.10" (2.5)	Blue	100
111-01845	<b>T18R6M4</b>	T18R	18 lbs (80)	4" (100)	.87" (22)	.10" (2.5)		1000
116-01817	<b>T18R7C2</b>	T18R	18 lbs (80)	4" (100)	.87" (22)	.10" (2.5)	Purple	100
111-01888	<b>T18R7M4</b>	T18R	18 lbs (80)	4" (100)	.87" (22)	.10" (2.5)		1000
111-01857	<b>T18R8C2</b>	T18R	18 lbs (80)	4" (100)	.87" (22)	.10" (2.5)	Gray	100
111-01859	<b>T18R8M4</b>	T18R	18 lbs (80)	4" (100)	.87" (22)	.10" (2.5)		1000
116-01819	<b>T18R10C2</b>	T18R	18 lbs (80)	4" (100)	.87" (22)	.10" (2.5)	White	100
111-01892	<b>T18R10M4</b>	T18R	18 lbs (80)	4" (100)	.87" (22)	.10" (2.5)		1000
<b>T30R</b>								
116-03011	<b>T30R1C2</b>	T30R	30 lbs (135)	5.9" (150)	1.38" (35)	.14" (3.5)	Brown	100
111-03038	<b>T30R1M4</b>	T30R	30 lbs (135)	5.9" (150)	1.38" (35)	.14" (3.5)		1000
116-03012	<b>T30R2C2</b>	T30R	30 lbs (135)	5.9" (150)	1.38" (35)	.14" (3.5)	Red	100
111-03056	<b>T30R2M4</b>	T30R	30 lbs (135)	5.9" (150)	1.38" (35)	.14" (3.5)		1000
116-03013	<b>T30R3C2</b>	T30R	30 lbs (135)	5.9" (150)	1.38" (35)	.14" (3.5)	Orange	100
111-03052	<b>T30R3M4</b>	T30R	30 lbs (135)	5.9" (150)	1.38" (35)	.14" (3.5)		1000
116-03014	<b>T30R4C2</b>	T30R	30 lbs (135)	5.9" (150)	1.38" (35)	.14" (3.5)	Yellow	100
111-03065	<b>T30R4M4</b>	T30R	30 lbs (135)	5.9" (150)	1.38" (35)	.14" (3.5)		1000
116-03015	<b>T30R5C2</b>	T30R	30 lbs (135)	5.9" (150)	1.38" (35)	.14" (3.5)	Green	100
111-03041	<b>T30R5M4</b>	T30R	30 lbs (135)	5.9" (150)	1.38" (35)	.14" (3.5)		1000
116-03016	<b>T30R6C2</b>	T30R	30 lbs (135)	5.9" (150)	1.38" (35)	.14" (3.5)	Blue	100
111-03036	<b>T30R6M4</b>	T30R	30 lbs (135)	5.9" (150)	1.38" (35)	.14" (3.5)		1000
116-03017	<b>T30R7C2</b>	T30R	30 lbs (135)	5.9" (150)	1.38" (35)	.14" (3.5)	Purple	100
111-03062	<b>T30R7M4</b>	T30R	30 lbs (135)	5.9" (150)	1.38" (35)	.14" (3.5)		1000
116-03018	<b>T30R8C2</b>	T30R	30 lbs (135)	5.9" (150)	1.38" (35)	.14" (3.5)	Gray	100
111-03061	<b>T30R8M4</b>	T30R	30 lbs (135)	5.9" (150)	1.38" (35)	.14" (3.5)		1000
116-03019	<b>116-03019</b>	T30R	30 lbs (135)	5.9" (150)	1.38" (35)	.14" (3.5)	White	100
116-03064	<b>T30R10M4</b>	T30R	30 lbs (135)	5.9" (150)	1.38" (35)	.14" (3.5)		1000

Installation tools - EVO7, MK7HT, MK7P, MK9, MK9HT, MK9P. MK9 and MK9P cannot be used with T18S cable ties.

Dimensions are approximate and subject to technical changes. Use **Part No.** for ordering and **Type** for specification purposes.

## Standard Cable Ties T50R and T50L Series - Colors



Material Data	
Material	Polyamide 6.6 (PA66)
Operating Temperature	-40 °F to +185 °F (-40 °C to +85 °C) continuous
Flammability	UL94 V2



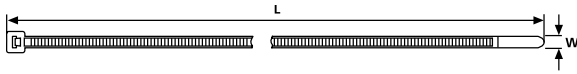
### Product Selection

Article No.	Part No.	Type	Min. Tensile Strength		Length (L)		Max. Ø Bundle		Width (W)		Color	Pkg. Qty.
			lbs.	(N)	in.	(mm)	in.	(mm)	in.	(mm)		
<b>T50R</b>												
116-05011	T50R1C2	T50R	50 lbs	(225)	7.9"	(200)	1.97"	(50)	.18"	(4.6)	Brown	100
111-04852	T50R1M4	T50R	50 lbs	(225)	7.9"	(200)	1.97"	(50)	.18"	(4.6)		1000
116-05012	T50R2C2	T50R	50 lbs	(225)	7.9"	(200)	1.97"	(50)	.18"	(4.6)	Red	100
111-04868	T50R2M4	T50R	50 lbs	(225)	7.9"	(200)	1.97"	(50)	.18"	(4.6)		1000
116-05013	T50R3C2	T50R	50 lbs	(225)	7.9"	(200)	1.97"	(50)	.18"	(4.6)	Orange	100
111-04865	T50R3M4	T50R	50 lbs	(225)	7.9"	(200)	1.97"	(50)	.18"	(4.6)		1000
116-05014	T50R4C2	T50R	50 lbs	(225)	7.9"	(200)	1.97"	(50)	.18"	(4.6)	Yellow	100
111-04892	T50R4M4	T50R	50 lbs	(225)	7.9"	(200)	1.97"	(50)	.18"	(4.6)		1000
116-05015	T50R5C2	T50R	50 lbs	(225)	7.9"	(200)	1.97"	(50)	.18"	(4.6)	Green	100
111-04854	T50R5M4	T50R	50 lbs	(225)	7.9"	(200)	1.97"	(50)	.18"	(4.6)		1000
116-05016	T50R6C2	T50R	50 lbs	(225)	7.9"	(200)	1.97"	(50)	.18"	(4.6)	Blue	100
111-04849	T50R6M4	T50R	50 lbs	(225)	7.9"	(200)	1.97"	(50)	.18"	(4.6)		1000
116-05017	T50R7C2	T50R	50 lbs	(225)	7.9"	(200)	1.97"	(50)	.18"	(4.6)	Purple	100
111-04877	T50R7M4	T50R	50 lbs	(225)	7.9"	(200)	1.97"	(50)	.18"	(4.6)		1000
111-04870	T50R8C2	T50R	50 lbs	(225)	7.9"	(202)	1.97"	(50)	.18"	(4.6)	Gray	100
111-04872	T50R8M4	T50R	50 lbs	(225)	7.9"	(200)	1.97"	(50)	.18"	(4.6)		1000
116-05019	T50R10C2	T50R	50 lbs	(225)	7.9"	(200)	1.97"	(50)	.18"	(4.6)	White	100
111-04879	T50R10M4	T50R	50 lbs	(225)	7.9"	(200)	1.97"	(50)	.18"	(4.6)		1000
<b>T50L</b>												
111-05443	T50L1C2	T50L	50 lbs	(225)	15.35"	(390)	4.33"	(110)	.18"	(4.6)	Brown	100
111-05444	T50L1M4	T50L	50 lbs	(225)	15.35"	(390)	4.33"	(110)	.18"	(4.6)		1000
111-05457	T50L2C2	T50L	50 lbs	(225)	15.35"	(390)	4.33"	(110)	.18"	(4.6)	Red	100
111-05458	T50L2M4	T50L	50 lbs	(225)	15.35"	(390)	4.33"	(110)	.18"	(4.6)		1000
111-05451	T50L3C2	T50L	50 lbs	(225)	15.35"	(390)	4.33"	(110)	.18"	(4.6)	Orange	100
111-05454	T50L3M4	T50L	50 lbs	(225)	15.35"	(390)	4.33"	(110)	.18"	(4.6)		1000
111-05467	T50L4C2	T50L	50 lbs	(225)	15.35"	(390)	4.33"	(110)	.18"	(4.6)	Yellow	100
111-05468	T50L4M4	T50L	50 lbs	(225)	15.35"	(390)	4.33"	(110)	.18"	(4.6)		1000
111-05445	T50L5C2	T50L	50 lbs	(225)	15.35"	(390)	4.33"	(110)	.18"	(4.6)	Green	100
111-00502	T50L5M4	T50L	50 lbs	(225)	15.35"	(390)	4.33"	(110)	.18"	(4.6)		1000
111-05431	T50L6C2	T50L	50 lbs	(225)	15.35"	(390)	4.33"	(110)	.18"	(4.6)	Blue	100
111-05434	T50L6M4	T50L	50 lbs	(225)	15.35"	(390)	4.33"	(110)	.18"	(4.6)		1000
111-05464	T50L7C2	T50L	50 lbs	(225)	15.35"	(390)	4.33"	(110)	.18"	(4.6)	Purple	100
111-00503	T50L7M4	T50L	50 lbs	(225)	15.35"	(390)	4.33"	(110)	.18"	(4.6)		1000
111-05461	T50L8C2	T50L	50 lbs	(225)	15.35"	(390)	4.33"	(110)	.18"	(4.6)	Gray	100
111-05462	T50L8M4	T50L	50 lbs	(225)	15.35"	(390)	4.33"	(110)	.18"	(4.6)		1000
111-05466	T50L10C2	T50L	50 lbs	(225)	15.35"	(390)	4.33"	(110)	.18"	(4.6)	White	100
111-05465	T50L10M4	T50L	50 lbs	(225)	15.35"	(390)	4.33"	(110)	.18"	(4.6)		1000

Installation tools - EVO7, MK7HT, MK7P, MK9, MK9HT, MK9P. MK9 and MK9P cannot be used with T18S cable ties.

Dimensions are approximate and subject to technical changes. Use **Part No.** for ordering and **Type** for specification purposes.

### Heavy Duty Cable Ties



Material Data	
Material	<b>Polyamide 6.6 (PA66)</b>
Operating Temperature	<b>-40 °F to +185 °F (-40 °C to +85 °C) continuous</b>
Flammability	<b>UL94 V2</b>



### T120 Series



Product Selection													
Article No.	Part No.	Type	US Gov. Designation	Min. Tensile Strength		Length (L)		Max. Ø Bundle		Color	Pkg. Qty.		
				lbs.	(N)	in.	(mm)	in.	(mm)			in.	(mm)
<b>T120S</b>													
111-12819	<b>T120S9K2</b>	T120S	-	120 lbs	(535)	8.85"	(225)	2.17"	(55)	.30"	(7.6)	Natural	50
111-12813	<b>T120S9H4</b>	T120S	-	120 lbs	(535)	8.85"	(225)	2.17"	(55)	.30"	(7.6)		500
111-12803	<b>T120S0K2</b>	T120S	-	120 lbs	(535)	8.85"	(225)	2.17"	(55)	.30"	(7.6)	Black	50
111-12808	<b>T120S0H4</b>	T120S	-	120 lbs	(535)	8.85"	(225)	2.17"	(55)	.30"	(7.6)		500
<b>T120I</b>													
111-12211	<b>T120I9K2</b>	T120I	-	120 lbs	(535)	11.81"	(300)	3.15"	(80)	.30"	(7.6)	Natural	50
111-12213	<b>T120I9H4</b>	T120I	-	120 lbs	(535)	11.81"	(300)	3.15"	(80)	.30"	(7.6)		500
111-12201	<b>T120I0K2</b>	T120I	-	120 lbs	(535)	11.81"	(300)	3.15"	(80)	.30"	(7.6)	Black	50
111-12206	<b>T120I0H4</b>	T120I	-	120 lbs	(535)	11.81"	(300)	3.15"	(80)	.30"	(7.6)		500
<b>T120R</b>													
112-12019	<b>T120R9K2</b>	T120R	MS3367-3-9	120 lbs	(535)	15.24"	(387)	4.13"	(105)	.30"	(7.6)	Natural	50
111-12036	<b>T120R9H4</b>	T120R	MS3367-3-9	120 lbs	(535)	15.24"	(387)	4.13"	(105)	.30"	(7.6)		500
112-12060	<b>T120R0K2</b>	T120R	*	120 lbs	(535)	15.24"	(387)	4.13"	(105)	.30"	(7.6)	Black	50
111-12013	<b>T120R0H4</b>	T120R	*	120 lbs	(535)	15.24"	(387)	4.13"	(105)	.30"	(7.6)		500
<b>T120L</b>													
111-12419	<b>T120L9K2</b>	T120L	MS3367-6-9	120 lbs	(535)	30.0"	(760)	8.85"	(225)	.30"	(7.6)	Natural	50
111-12405	<b>T120L0K2</b>	T120L	*	120 lbs	(535)	30.0"	(760)	8.85"	(225)	.30"	(7.6)	Black	50

Installation tools - MK9, MK9HT, MK9P. Dimensions are approximate and subject to technical changes. Use **Part No.** for ordering and **Type** for specification purposes. \*Military black available. Contact HellermannTyton for more information.

### T150 Series



Product Selection													
Article No.	Part No.	Type	US Gov. Designation	Min. Tensile Strength		Length (L)		Max. Ø Bundle		Color	Pkg. Qty.		
				lbs.	(N)	in.	(mm)	in.	(mm)			in.	(mm)
<b>T150R</b>													
111-15203	<b>T150R9X2</b>	T150R(U)	-	175 lbs	(780)	15.35"	(390)	4.13"	(105)	.35"	(8.8)	Natural	25
111-15200	<b>T150R0X2</b>	T150R(U)	-	175 lbs	(780)	15.35"	(390)	4.13"	(105)	.35"	(8.8)	Black	25
<b>T150M</b>													
111-15619	<b>T150M9X2</b>	T150M	-	175 lbs	(780)	21.00"	(530)	5.91"	(150)	.35"	(8.9)	Natural	25
111-00124	<b>T150M0X2</b>	T150M	-	175 lbs	(780)	21.00"	(530)	5.91"	(150)	.35"	(8.9)	Black	25
<b>T150L</b>													
111-15419	<b>T150L9X2</b>	T150L	-	175 lbs	(780)	32.28"	(820)	9.65"	(245)	.35"	(8.9)	Natural	25
111-15405	<b>T150L0X2</b>	T150L	-	175 lbs	(780)	32.28"	(820)	9.65"	(245)	.35"	(8.9)	Black	25
<b>T150LL</b>													
111-15719	<b>T150LL9X2</b>	T150LL	-	175 lbs	(780)	36.42"	(925)	10.83"	(275)	.35"	(8.9)	Natural	25
111-15700	<b>T150LL0X2</b>	T150LL	-	175 lbs	(780)	36.42"	(925)	10.83"	(275)	.35"	(8.9)	Black	25
<b>T150XL</b>													
111-15519	<b>T150XL9X2</b>	T150XL	-	175 lbs	(780)	43.11"	(1095)	13.00"	(330)	.35"	(8.9)	Natural	25
111-15500	<b>T150XL0X2</b>	T150XL	-	175 lbs	(780)	43.11"	(1095)	13.00"	(330)	.35"	(8.9)	Black	25
<b>T150XLL</b>													
111-15304	<b>T150XLL9X2</b>	T150XLL	-	175 lbs	(780)	52.17"	(1325)	15.95"	(405)	.35"	(8.9)	Natural	25
111-15300	<b>T150XLL0X2</b>	T150XLL	-	175 lbs	(780)	52.17"	(1325)	15.95"	(405)	.35"	(8.9)	Black	25

Installation tools - MK9, MK9HT, MK9P. Dimensions are approximate and subject to technical changes. Use **Part No.** for ordering and **Type** for specification purposes.

For product information visit or [www.hellermann.tyton.com](http://www.hellermann.tyton.com) or call **800-537-1512**

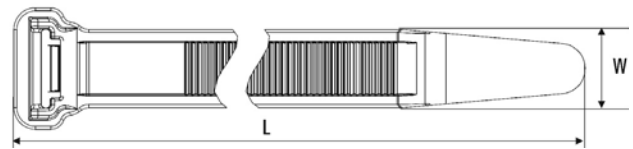
## Wide Strap Heavy Duty Cable Ties

The wide strap cable tie minimizes pinching on soft bundles and features a low profile head to provide compact bundling. A thinner strap provides increased flexibility for improved ergonomics

- Designed to minimize pinching of soft hoses and convoluted tubing
- Low profile head
- Clamping rails on the bottom of head to increase grip on round bundles
- Large bundle diameter range: .375" - 4.125" (9.5mm - 104.7mm)
- Flexible strap with bent tip for quick insertion into mounts



Material Data	
Material	<b>Polyamide 6.6 impact modified, Heat Stabilized, UV Resistant (PA66HIRHS)</b>
Operating Temperature	<b>-40 °F to +230 °F (-40 °C to +110 °C) continuous</b>
Flammability	<b>UL94 HB</b>



### Product Selection

Article No.	Part No.	Type	Min. Tensile Strength		Length (L)		Max. Ø Bundle		Width (W)		Color	Pkg. Qty.
			lbs. (N)		in. (mm)		in. (mm)		in. (mm)			
111-12300	<b>111-12300</b>	WSS	120 lbs (534)		9.1" (231.14)		2.25" (57.15)		.5" (12.7)		Black	300
111-12301	<b>111-12301</b>	WSI	120 lbs (534)		12.1" (307.34)		3.25" (82.55)		.5" (12.7)		Black	300
111-12302	<b>111-12302</b>	WSR	120 lbs (534)		15.1" (383.54)		4.125" (104.78)		.5" (12.7)		Black	300

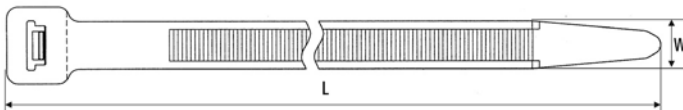
Installation tools - MK9, MK9HT, MK9P. Dimensions are approximate and subject to technical changes. Use **Part No.** for ordering and **Type** for specification purposes.

## T255 Series Heavy Duty Cable Ties

HellermannTyton's T255 series heavy duty cable ties are ideal for bundles requiring a strong cable tie that may also require a higher temperature rating than the T250 series. These ties have a tensile strength of 250 lbs.



Material Data	
Material	<b>Polyamide 6.6 impact modified, Heat Stabilized, UV Resistant (PA66HIRHS)</b>
Operating Temperature	<b>-40 °F to +230 °F (-40 °C to +110 °C) continuous</b>
Flammability	<b>UL94 HB</b>



### Product Selection

Article No.	Part No.	Type	Min. Tensile Strength		Length (L)		Max. Ø Bundle		Width (W)		Color	Pkg. Qty.
			lbs. (N)		in. (mm)		in. (mm)		in. (mm)			
111-25500	<b>T255S0HIRX2</b>	T255S	250 lbs (1115)		8.86" (225)		2.16" (55)		.49" (12.5)		Black	25
111-25400	<b>T255R0HIRX2</b>	T255R	250 lbs (1115)		20.28" (520)		5.71" (145)		.49" (12.5)		Black	25
111-25300	<b>T255M0HIRX2</b>	T255M	250 lbs (1115)		22.05" (565)		6.30" (160)		.49" (12.5)		Black	25

Installation tools - MK9, MK9HT, MK9P. Dimensions are approximate and subject to technical changes. Use **Part No.** for ordering and **Type** for specification purposes.

  
File# E64139

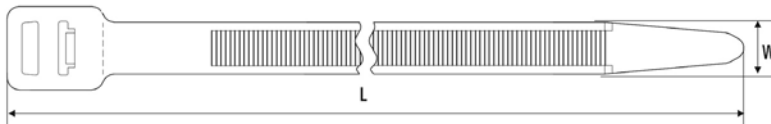
## Heavy Duty Cable Ties T250 Series

These cable ties offer a high minimum tensile strength and have a buckle feature which allows the end of the cable tie to be tucked away if necessary. The buckle also snaps into HellermannTyton lashing tie mounts (LTM).



T250 heavy duty cable tie and lashing tie mount application

Material Data	
Material	<b>Polyamide 6.6 (PA66)</b>
Operating Temperature	<b>-40 °F to +185 °F (-40 °C to +85 °C) continuous</b>
Flammability	<b>UL94 V2</b>



Product Selection		Type	Min. Tensile Strength		Length (L)		Max. Ø Bundle		Width (W)		Color	Pkg. Qty.
Article No.	Part No.		lbs.	(N)	in.	(mm)	in.	(mm)	in.	(mm)		
<b>T250S</b>												
111-24702	<b>T250S9X2</b>	T250S	250 lbs	(1115)	9.05"	(230)	2.17"	(55)	.49"	(12.5)	Natural	25
111-24700	<b>T250S0X2</b>	T250S	250 lbs	(1115)	9.05"	(230)	2.17"	(55)	.49"	(12.5)	Black	25
<b>T250R</b>												
111-24803	<b>T250R9X2</b>	T250R	250 lbs	(1115)	20.47"	(520)	5.71"	(145)	.49"	(12.5)	Natural	25
111-24801	<b>T250R0X2</b>	T250R	250 lbs	(1115)	20.47"	(520)	5.71"	(145)	.49"	(12.5)	Black	25
<b>T250M</b>												
111-25002	<b>T250M9X2</b>	T250M	250 lbs	(1115)	22.24"	(565)	5.90"	(150)	.49"	(12.5)	Natural	25
111-25001	<b>T250M0X2</b>	T250M	250 lbs	(1115)	22.24"	(565)	5.90"	(150)	.49"	(12.5)	Black	25
<b>T250I</b>												
111-25219	<b>T250I9X2</b>	T250I	250 lbs	(1115)	28.54"	(725)	8.00"	(203)	.49"	(12.5)	Natural	25
111-00507	<b>T250I0X2</b>	T250I	250 lbs	(1115)	28.54"	(725)	8.00"	(203)	.49"	(12.5)	Black	25
<b>T250L</b>												
111-00436	<b>T250L9X2</b>	T250L	250 lbs	(1115)	34.65"	(880)	10.00"	(254)	.49"	(12.5)	Natural	25
111-24601	<b>T250L0X2</b>	T250L	250 lbs	(1115)	34.65"	(880)	10.00"	(254)	.49"	(12.5)	Black	25
<b>T250XL</b>												
111-00466	<b>T250XL9X2</b>	T250XL	250 lbs	(1115)	40.55"	(1030)	12.00"	(305)	.49"	(12.5)	Natural	25
111-25200	<b>T250XL0X2</b>	T250XL	250 lbs	(1115)	40.55"	(1030)	12.00"	(305)	.49"	(12.5)	Black	25

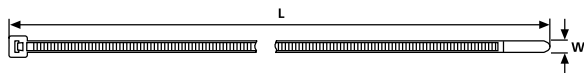
Installation tools - MK9, MK9HT, MK9P. Dimensions are approximate and subject to technical changes. Use **Part No.** for ordering and **Type** for specification purposes.



### T18 - T120 Series - Heat Stabilized

HellermannTyton's heat stabilized cable ties provide excellent resistance when exposed to high heat.

Material Data	
Material	<b>Polyamide 6.6 heat stabilized (PA66HS)</b>
Operating Temperature	<b>-40 °F to +257 °F (-40 °C to +125 °C) continuous</b>
Flammability	<b>UL94 V2</b>



Product Selection		Type	Min. Tensile Strength		Length (L)		Max. Ø Bundle		Width (W)		Color	Pkg. Qty.
Article No.	Part No.		lbs.	(N)	in.	(mm)	in.	(mm)	in.	(mm)		
<b>T18S</b>												
111-02815	<b>T18S0HSM4</b>	T18S	18 lbs	(80)	3.27"	(83)	.63"	(16)	.09"	(2.3)	Black	1000
<b>T18R</b>												
111-01905	<b>T18R0HSC2</b>	T18R	18 lbs	(80)	4"	(100)	.87"	(22)	.10"	(2.5)	Black	100
111-00476	<b>T18R0HSM4</b>	T18R	18 lbs	(80)	4"	(100)	.87"	(22)	.10"	(2.5)	Black	1000
<b>T18I</b>												
111-02305	<b>T18I0HSM4</b>	T18I	18 lbs	(80)	5.5"	(140)	1.38"	(35)	.10"	(2.5)	Black	1000
<b>T18L</b>												
111-00403	<b>T18L0HSC2</b>	T18L	18 lbs	(80)	8.0"	(205)	2.17"	(55)	.10"	(2.5)	Black	100
111-00404	<b>T18L0HSM4</b>	T18L	18 lbs	(80)	8.0"	(205)	2.17"	(55)	.10"	(2.5)	Black	1000
<b>T30R</b>												
111-03067	<b>T30R0HSC2</b>	T30R	30 lbs	(135)	5.9"	(150)	1.38"	(35)	.14"	(3.5)	Black	100
111-03068	<b>T30R0HSM4</b>	T30R	30 lbs	(135)	5.9"	(150)	1.38"	(35)	.14"	(3.5)	Black	1000
<b>T50R</b>												
111-04900	<b>T50R0HSC2</b>	T50R	50 lbs	(225)	7.9"	(200)	1.97"	(50)	.18"	(4.6)	Black	100
111-04901	<b>T50R0HSM4</b>	T50R	50 lbs	(225)	7.9"	(200)	1.97"	(50)	.18"	(4.6)	Black	1000
<b>T50I</b>												
111-05248	<b>T50I0HSC2</b>	T50I	50 lbs	(225)	11.8"	(300)	3.35"	(85)	.18"	(4.6)	Black	100
111-05251	<b>T50I0HSM4</b>	T50I	50 lbs	(225)	11.8"	(300)	3.35"	(85)	.18"	(4.6)	Black	1000
<b>T50L</b>												
111-05470	<b>T50L0HSC2</b>	T50L	50 lbs	(225)	15.35"	(390)	4.33"	(110)	.18"	(4.6)	Black	100
111-05471	<b>T50L0HSM4</b>	T50L	50 lbs	(225)	15.35"	(390)	4.33"	(110)	.18"	(4.6)	Black	1000
<b>T120R</b>												
111-12061	<b>T120R0HSK2</b>	T120R	120 lbs	(535)	15.24"	(387)	4.13"	(105)	.30"	(7.6)	Black	50
111-12058	<b>T120R0HSH4</b>	T120R	120 lbs	(535)	15.24"	(387)	4.13"	(105)	.30"	(7.6)	Black	500

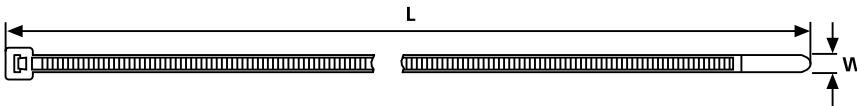
Installation tools - EVO7, MK7HT, MK7P, MK9, MK9HT, MK9P. MK9 and MK9P cannot be used with T18S cable ties.  
 Dimensions are approximate and subject to technical changes. Use **Part No.** for ordering and **Type** for specification purposes.

### PA46 Ties

HellermannTyton's high temperature cable ties provide excellent resistance in operating temperatures up to 275°F (135°C), while still maintaining tensile strength properties.



Material Data	
Material	<b>Polyamide 4.6 (PA46)</b>
Operating Temperature	<b>-40 °F to +275 °F (-40 °C to +135 °C) continuous</b>
Flammability	<b>UL94 V2</b>



Product Selection									
Article No.	Part No.	Type	Min. Tensile Strength	Length (L)	Max Ø Bundle	Width (W)	Color	Pkg. Qty.	
			lbs. (N)	in. (mm)	in. (mm)	in. (mm)			
111-01836	<b>T18R1STNLM5</b>	T18R1STNLM5	18 lbs. (80)	4" (100)	.87" (22)	.10" (2.5)	Brown	100	
111-01269	<b>T30R1STNLM4</b>	T30R1STNLM4	30 lbs. (135)	5.9" (150)	1.38" (35)	.14" (3.5)	Brown	100	
111-04839	<b>T50R1STNLM5</b>	T50R1STNLM5	50 lbs. (225)	7.9" (200)	1.97" (50)	.18" (4.6)	Brown	100	
111-05423	<b>T50L1STNLM4</b>	T50L1STNLM4	50 lbs. (225)	15.3" (390)	4.33" (110)	.18" (4.6)	Brown	100	

Installation tools - EVO7, MK7HT, MK7P, MK9, MK9HT, MK9P. MK9 and MK9P cannot be used with T18S cable ties. Dimensions are approximate and subject to technical changes. Use **Part No.** for ordering and **Type** for specification purposes.

## PAEK High-Heat Cable Management Solutions

### PAEK Cable Ties

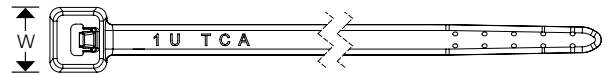
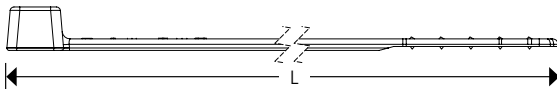
HellermannTyton PAEK cable ties offer very high temperature resistance for use in demanding applications such as in engine compartments, near exhaust components, and in enclosed industrial cabinets. PAEK ties are inside serrated and feature a high performance design that, along with the material, offer extremely high tensile strength for demanding applications.



### Material Features & Benefits

- Very high heat resistance up to 200°C (392°F).
- PAEK material has double the tensile strength of nylon.
- Very good chemical resistance against hydrocarbons.

Material Data	
Material	<b>Polyaryletherketone (PAEK)</b>
Operating Temperature	<b>-67°F to +392°F (-55°C to +200°C)</b>
Flammability	<b>UL94 V0</b>



Product Selection		Type	Min. Tensile Strength	Length (L)	Max. Bundle Ø	Width (W)	Color	Pkg. Qty
Article No.	Part No.		lbs. (N)	in. (mm)	in. (mm)	in. (mm)		
111-01670	111-01670	PAT100R	100.0 (445)	5.9 (150.5)	1.38 (35.0)	0.33 (8.4)	Beige (BGE)	100
111-01699	111-01699	PAT100L	100.0 (445)	7.9 (200.6)	2.0 (50.8)	0.33 (8.4)	Beige (BGE)	100

Use Part No. for ordering and Type for specification purposes.

## PAEK Fir Tree Mount and Cable Tie Assembly

High heat resistant fir tree and cable tie assemblies provide a secure grip in mounting holes. The mount provides low insertion and high extraction force and slides along the cable tie for the proper orientation. Sold as an assembly with the cable tie and mount.



### Features and Benefits

- Fir tree push mount offers simple and easy to use method of bundling and fixing cable ties.
- Fir tree design ensures a positive secure fixing into panels with thicknesses from 1.25 mm to 6.0 mm or threaded blind holes.
- High heat resistance offers maximum performance on both fixing surface and area near bundle.

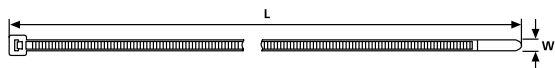
Material Data	
Material	<b>Polyaryletherketone (PAEK)</b>
Operating Temperature	<b>-67°F to +392°F (-55°C to +200°C)</b>
Flammability	<b>UL94 V0</b>

Product Selection			Cable Tie				Mount					Color	Pkg. Qty
Article No.	Part No.	Type	Min. Tensile Strength	Max. Bundle Ø	Length (L)	Width (W)	Disc Ø	Length (L2)	Length (L3)	Width (W3)	Height (H2)		
			lbs. (N)	in. (mm)	in. (mm)	in. (mm)	in. (mm)	in. (mm)	in. (mm)	in. (mm)	in. (mm)		
156-01555	156-01555	PAT100RFT6LG	100.0 (445)	1.38 (35)	5.9 (150.5)	0.33 (8.4)	0.73 (18.6)	0.35 (9.0)	0.75 (19.2)	0.2 (5)	0.50 (12.6)	Beige (BGE)	500
156-01513	156-01513	PAT100LFT6LG	100.0 (445)	1.97 (50)	7.9 (200.6)	0.33 (8.4)	0.73 (18.6)	0.35 (9.0)	0.75 (19.2)	0.2 (5)	0.50 (12.6)	Beige (BGE)	500

Use Part No. for ordering and Type for specification purposes.

### UV Stabilized Cable Ties

Used in the solar industry and other applications, HellermannTyton offers cable ties made of UV stabilized PA66UV material. This provides additional protection against UV radiation for long-term outdoor use and is available in various styles, tensile strengths and bundle diameters.



Material Data	
Material	<b>Polyamide 6.6 – 2% Carbon UV Stabilized (OUV)</b>
Operating Temperature	<b>-40 °F to +185 °F (-40 °C to +85 °C) continuous</b>
Flammability	<b>UL94 V2</b>

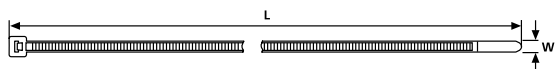


Product Selection								
Article No.	Part No.	Type	Min. Tensile Strength	Length	Max Bundle	Width	Color	Pkg. Qty
			lbs. (N)	in. (mm)	in. (mm)	in. (mm)		
111-03075	T30R0UVC2	T30R	30 (135)	5.9 (150)	1.38 (35)	.14 (3.5)	Black	100
111-04912	T50R0UVC2	T50R	50 (225)	7.9 (200)	1.97 (50)	.18 (4.6)	Black	100
111-05477	T50L0UVC2	T50L	50 (225)	15.35 (390)	4.33 (110)	.18 (4.6)	Black	100
111-00400	T120R0UVC2	T120R	120 (535)	15.24 (387)	4.13 (105)	.30 (7.6)	Black	100

Installation tools - EVO7, MK7HT, MK7P, MK9, MK9HT, MK9P. MK9 and MK9P cannot be used with T18S cable ties. Dimensions are approximate and subject to technical changes. Use **Part No.** for ordering and **Type** for specification purposes.

### Heat/UV Stabilized Nylon 6.6 Cable Ties

Manufactured from a specially-formulated impact-resistant, heat and UV stabilized PA6.6 material, these cable ties offer increased flexibility, impact strength, heat and UV resistance to endure moisture fluctuations. These cable ties feature inside serrations providing a positive hold onto wire and cable bundles. The head design guarantees high tensile strength, as well as a low insertion force. The bent tail allows for quick and simple installation by hand.



Material Data	
Material	<b>Polyamide 6.6 – High Impact Modified, Heat and UV Stabilized (PA66HIRHSUV)</b>
Operating Temperature	<b>-40 °F to +230 °F (-40 °C to +110 °C) continuous</b>
Flammability	<b>UL94 HB</b>



Product Selection								
Article No.	Part No.	Type	Min. Tensile Strength	Length	Max Bundle	Width	Color	Pkg. Qty
			lbs. (N)	in. (mm)	in. (mm)	in. (mm)		
111-03066	T30R0HIRM4	T30R	30 (135)	6.0" (150)	1.4" (35)	0.14" (3.6)	Black	1000
111-01566	T50R0HIRM4	T50R	50 (225)	8.0" (202)	2.0" (50)	0.18" (4.6)	Black	1000
111-01128	111-01128	T50L	50 (225)	15.0" (390)	4.3" (110)	0.19" (4.7)	Black	1000

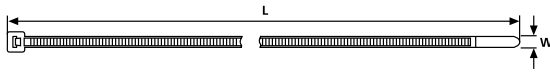
Installation tools - EVO7, MK7HT, MK7P, MK9, MK9HT, MK9P. MK9 and MK9P cannot be used with T18S cable ties. Dimensions are approximate and subject to technical changes. Use **Part No.** for ordering and **Type** for specification purposes.



## PA11 Ties

These inside serrated cable ties are manufactured from Polyamide 11 which provides excellent UV, chemical and moisture resistance, allowing a longer life span in outdoor use. This material is recommended for applications exposed to metal oxides. The tie strap has smooth edges which prevent bundle damage.

Material Data	
Material	<b>Polyamide 11 (PA11)</b>
Operating Temperature	<b>-40 °F to +203 °F (-40 °C to +95 °C) continuous</b>
Flammability	<b>UL94 HB</b>



Product Selection								
Article No.	Part No.	Type	Min. Tensile Strength	Length	Max Bundle	Width	Color	Pkg. Qty
			lbs. (N)	in. (mm)	in. (mm)	in. (mm)		
111-01264	111-01264	GL200	45 lbs (200)	8.0" (203)	2.0" (50)	.18" (4.7)	Black	100
111-01265	111-01265	GL250	56 lbs (250)	10.0" (252)	2.6" (65)	.19" (4.8)	Black	100
111-01266	111-01266	GL300	56 lbs (250)	12.01" (301)	3.1" (80)	.19" (4.8)	Black	100

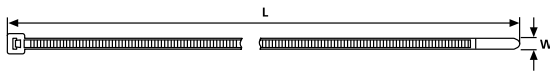
Installation tools - EVO7, MK7HT, MK7P, MK9, MK9HT, MK9P.

Dimensions are approximate and subject to technical changes. Use **Part No.** for ordering and **Type** for specification purposes.

## PA12 Ties

These inside serrated cable ties are manufactured from Polyamide 12 which provides excellent UV, chemical and moisture resistance, allowing a longer life span in outdoor use. Polyamide 12 material absorbs slightly less moisture than Polyamide 11, yet is equally resistant to metal oxides. The bent tail allows for quick and simple installation through the head of the tie. The tie strap has smooth edges which prevent bundle damage.

Material Data	
Material	<b>Polyamide 12 (PA12)</b>
Operating Temperature	<b>-40 °F to +203 °F (-40 °C to +95 °C) continuous</b>
Flammability	<b>UL94 V2</b>



Product Selection								
Article No.	Part No.	Type	Min. Tensile Strength	Length	Max Bundle	Width	Color	Pkg. Qty
			lbs. (N)	in. (mm)	in. (mm)	in. (mm)		
111-01560	111-01560	T50R	45 (200)	6.0" (150)	1.4" (35)	0.14" (3.6)	Black	100
111-01562	111-01562	T50L(US)	45 (200)	15.0" (390)	4.3" (110)	0.19" (4.8)	Black	100
111-01563	111-01563	T50XL(US)	45 (200)	18.0" (467)	5.3" (134)	0.19" (4.8)	Black	100

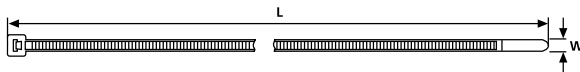
Installation tools - EVO7, MK7HT, MK7P, MK9, MK9HT, MK9P.

Dimensions are approximate and subject to technical changes. Use **Part No.** for ordering and **Type** for specification purposes.

### T18 - T50 - Flame Retardant

HellermannTyton's flame retardant cable ties meet the UL 94V0 flammability requirements.

Material Data	
Material	<b>Polyamide 6.6 V0 (PA66V0)</b>
Operating Temperature	<b>-40 °F to +185 °F (-40 °C to +85 °C) continuous</b>
Flammability	<b>UL94 V0</b>



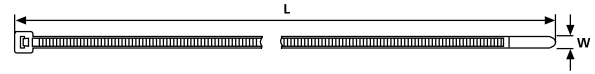
Product Selection												
Article No.	Part No.	Type	Min. Tensile Strength		Length (L)		Max. Ø Bundle		Width (W)		Color	Pkg. Qty.
			lbs.	(N)	in.	(mm)	in.	(mm)	in.	(mm)		
<b>T18R</b>												
111-01834	<b>T18R9VOC2</b>	T18R	18 lbs	(80)	4"	(100)	.87"	(22)	.10"	(2.5)	White	100
111-01835	<b>T18R9VOM4</b>	T18R	18 lbs	(80)	4"	(100)	.87"	(22)	.10"	(2.5)	White	1000
111-01833	<b>T18R0VOC2</b>	T18R	18 lbs	(80)	4"	(100)	.87"	(22)	.10"	(2.5)	Black	100
<b>T18I</b>												
111-02304	<b>T18I9VOM4</b>	T18I	18 lbs	(80)	5.5"	(144)	1.38"	(35)	.10"	(2.5)	White	1000
<b>T18L</b>												
111-02045	<b>T18L9VOC2</b>	T18L	18 lbs	(80)	7.95"	(202)	2.17"	(55)	.10"	(2.5)	White	100
111-02046	<b>T18L9VOM4</b>	T18L	18 lbs	(80)	7.95"	(202)	2.17"	(55)	.10"	(2.5)	White	1000
111-02044	<b>T18L0VOC2</b>	T18L	18 lbs	(80)	7.95"	(202)	2.17"	(55)	.10"	(2.5)	Black	100
<b>T30R</b>												
111-03073	<b>T30R9VOC2</b>	T30R	30 lbs	(135)	5.83"	(148)	1.38"	(35)	.14"	(3.6)	White	100
111-03074	<b>T30R9VOM4</b>	T30R	30 lbs	(135)	5.83"	(148)	1.38"	(35)	.14"	(3.6)	White	1000
111-03072	<b>T30R0VOC2</b>	T30R	30 lbs	(135)	5.83"	(148)	1.38"	(35)	.14"	(3.6)	Black	100
<b>T50R</b>												
111-04909	<b>T50R9VOC2</b>	T50R	50 lbs	(225)	7.95"	(202)	1.97"	(50)	.18"	(4.6)	White	100
111-04911	<b>T50R9VOM4</b>	T50R	50 lbs	(225)	7.95"	(202)	1.97"	(50)	.18"	(4.6)	White	1000
111-04887	<b>T50R0VOC2</b>	T50R	50 lbs	(225)	7.95"	(202)	1.97"	(50)	.18"	(4.6)	Black	100
111-04908	<b>T50R0VOM4</b>	T50R	50 lbs	(225)	7.95"	(202)	1.97"	(50)	.18"	(4.6)	Black	1000
<b>T50I</b>												
111-05254	<b>T50I9VOC2</b>	T50I	50 lbs	(225)	11.82"	(300)	3.35"	(85)	.18"	(4.6)	White	100
111-05255	<b>T50I9VOM4</b>	T50I	50 lbs	(225)	11.82"	(300)	3.35"	(85)	.18"	(4.6)	White	1000
111-05258	<b>T50I0VOC2</b>	T50I	50 lbs	(225)	11.82"	(300)	3.35"	(85)	.18"	(4.6)	Black	100
<b>T50L</b>												
111-05438	<b>T50L9VOC2</b>	T50L	50 lbs	(225)	15.35"	(390)	4.33"	(110)	.19"	(4.7)	White	100
111-05476	<b>T50L9VOM4</b>	T50L	50 lbs	(225)	15.35"	(390)	4.33"	(110)	.19"	(4.7)	White	1000
111-05475	<b>T50L0VOC2</b>	T50L	50 lbs	(225)	15.35"	(390)	4.33"	(110)	.19"	(4.7)	Black	100

Installation tools - EVO7, MK7HT, MK7P, MK9, MK9HT, MK9P. Dimensions are approximate and subject to technical changes. Use **Part No.** for ordering and **Type** for specification purposes.

## T18 - T120 - Polypropylene

HellermannTyton's polypropylene cable ties offer added resistance to most chemicals.

Material Data	
Material	<b>Polypropylene (PP)</b>
Operating Temperature	<b>-40 °F to +239 °F (-40 °C to +115 °C) continuous</b>
Flammability	<b>UL94 HB</b>



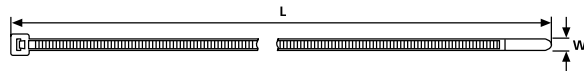
Product Selection			Min. Tensile Strength	Length (L)	Max. Ø Bundle	Width (W)	Color	Pkg. Qty.
Article No.	Part No.	Type						
<b>T18R</b>								
111-01921	<b>T18R9PPC2</b>	T18R	11 lbs (49)	4" (100)	.75" (19)	.10" (2.5)	Natural	100
111-01922	<b>T18R9PPM4</b>	T18R	11 lbs (49)	4" (100)	.75" (19)	.10" (2.5)	Natural	1000
111-01917	<b>T18R0PPC2</b>	T18R	11 lbs (49)	4" (100)	.75" (19)	.10" (2.5)	Black	100
111-01918	<b>T18R0PPM4</b>	T18R	11 lbs (49)	4" (100)	.75" (19)	.10" (2.5)	Black	1000
<b>T30R</b>								
111-03017	<b>T30R9PPC2</b>	T30R	20 lbs (89)	5.83" (148)	1.26" (32)	.14" (3.6)	Natural	100
<b>T50R</b>								
111-04931	<b>T50R9PPC2</b>	T50R	30 lbs (133)	8.0" (203.8)	1.75" (44.5)	.19" (4.7)	Natural	100
111-04928	<b>T50R0PPC2</b>	T50R	30 lbs (133)	8.0" (203.8)	1.75" (44.5)	.19" (4.7)	Black	100
111-04929	<b>T50R0PPM4</b>	T50R	30 lbs (133)	8.0" (203.8)	1.75" (44.5)	.19" (4.7)	Black	1000
<b>T50I</b>								
111-05262	<b>T50I9PPM4</b>	T50I	30 lbs (133)	11.8" (300)	3.35" (85)	.18" (4.6)	Natural	1000
<b>T120R</b>								
111-12067	<b>T120R0PPK2</b>	T120R	60 lbs (267)	15.35" (390)	4.13" (105)	.30" (7.6)	Black	50
111-12066	<b>T120R0PPH4</b>	T120R	60 lbs (267)	15.35" (390)	4.13" (105)	.30" (7.6)	Black	500

Installation tools - EVO7, MK7HT, MK7P, MK9, MK9HT, MK9P. Dimensions are approximate and subject to technical changes. Use **Part No.** for ordering and **Type** for specification purposes.

## ETFE Cable Ties

ETFE ties provide excellent protection against radiation, ultraviolet light, and a wide range of chemicals. They are also rated for low outgassing applications. HellermannTyton's ETFE ties come in a standard color of blue for easy identification.

Material Data	
Material	<b>Ethylentetrafluoroethylene (ETFE)</b>
Operating Temperature	<b>-112 °F to +338°F (-80 °C to +170 °C) continuous</b>
Flammability	<b>UL94 V0</b>



Product Selection			Min. Tensile Strength	Length (L)	Max. Ø Bundle	Width (W)	Color	Pkg. Qty.
Article No.	Part No.	Type						
111-00659	<b>111-00659</b>	T18R	18 lbs (80)	4" (100)	.87" (22)	.10" (2.5)	Blue	100
111-00698	<b>111-00698</b>	T30R	30 lbs (133)	5.9" (150)	1.42" (36)	.14" (3.5)	Blue	100
111-00732	<b>111-00732</b>	T50R	50 lbs (222)	8" (200)	1.97" (50)	.18" (4.6)	Blue	100
111-00718	<b>111-00718</b>	T50L	50 lbs (222)	15" (380)	4.13" (105)	.18" (4.6)	Blue	100
111-01125	<b>111-01125</b>	T120R	120 lbs (535)	15" (380)	4.13" (105)	.30" (7.6)	Blue	50

Installation tools - EVO7, MK7HT, MK7P, MK9, MK9HT, MK9P.

Dimensions are approximate and subject to technical changes. Use **Part No.** for ordering and **Type** for specification purposes.

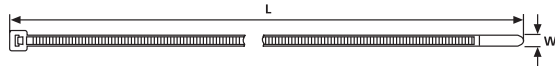
### Cable Ties for Plenum Applications

HellermannTyton halar and U.L. Listed cable ties meet NEC regulations and can be used in applications where low smoke and low flame are a concern in air handling spaces.



### Halar Cable Ties

The raw material used to manufacture HellermannTyton halar cable ties is UL 94V0 rated. The halar ties come in a distinct color of red for easy identification.



Material Data	
Material	PA66HL
Operating Temperature	-104 °F to +300 °F (-76 °C to +150 °C) continuous
Flammability	UL94 V0

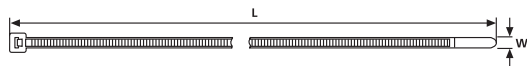


#### Product Selection

Article No.	Part No.	Type	Min. Tensile Strength		Length (L)		Max. Ø Bundle		Width (W)		Color	Pkg. Qty.
			lbs. (N)	in. (mm)	in. (mm)	in. (mm)	in. (mm)	in. (mm)				
111-01900	T18R2HALC2	T18R	14 lbs (80)	4" (100)	.87" (22)	.10" (2.45)	Red	100				
111-01902	T18R2HALM4	T18R	14 lbs (80)	4" (100)	.87" (22)	.10" (2.45)	Red	1000				
111-04895	T50R2HALC2	T50R	40 lbs (177.9)	8.0" (203.2)	1.75" (44.45)	.176" (4.5)	Red	100				
111-04897	T50R2HALM4	T50R	40 lbs (177.9)	8.0" (203.2)	1.75" (44.45)	.176" (4.5)	Red	1000				
111-01332	111-01332	T120R	80 lbs (355.9)	15.5" (394.4)	4.0" (101.6)	.31" (7.8)	Red	50				

Note: Halar ties are also available in natural color. Contact HellermannTyton for availability. Halar is a registered trademark of Solvay S.A. Installation tools - EVO7, MK7HT, MK7P, MK9, MK9HT, MK9P. Dimensions are approximate and subject to technical changes. Use **Part No.** for ordering and **Type** for specification purposes.

### UL Rated Cable Ties



Material Data	
Material	Polyamide 6.6 (PA66)
Operating Temperature	-40 °F to +185 °F (-40 °C to +85 °C) continuous
Flammability	UL94 V2



File# E64139 File# E64139

#### Product Selection

Article No.	Part No.	Type	Min. Tensile Strength		Length (L)		Max. Ø Bundle		Width (W)		Color	Pkg. Qty.
			lbs. (N)	in. (mm)	in. (mm)	in. (mm)	in. (mm)	in. (mm)				
111-00508	T18R9C2UL	T18R	18 lbs (80)	4" (100)	.86" (22)	.10" (2.5)	Natural	100				
111-00509	T18R9M4UL	T18R	18 lbs (80)	4" (100)	.86" (22)	.10" (2.5)	Natural	1000				
111-00510	T18R2C2UL	T18R	18 lbs (80)	4" (100)	.86" (22)	.10" (2.5)	Red	100				
111-00511	T18R2M4UL	T18R	18 lbs (80)	4" (100)	.86" (22)	.10" (2.5)	Red	1000				
111-00512	T50R9C2UL	T50R	50 lbs (225)	7.9" (200)	1.97" (50)	.18" (4.6)	Natural	100				
111-00513	T50R9M4UL	T50R	50 lbs (225)	7.9" (200)	1.97" (50)	.18" (4.6)	Natural	1000				
111-00514	T50R2C2UL	T50R	50 lbs (225)	7.9" (200)	1.97" (50)	.18" (4.6)	Red	100				
111-00515	T50R2M4UL	T50R	50 lbs (225)	7.9" (200)	1.97" (50)	.18" (4.6)	Red	1000				
111-00516	T50I9C2UL	T50I	50 lbs (225)	11.8" (300)	3.35" (85)	.18" (4.6)	Natural	100				
111-00517	T50I9M4UL	T50I	50 lbs (225)	11.8" (300)	3.35" (85)	.18" (4.6)	Natural	1000				
111-00518	T50I2C2UL	T50I	50 lbs (225)	11.8" (300)	3.35" (85)	.18" (4.6)	Red	100				
111-00519	T50I2M4UL	T50I	50 lbs (225)	11.8" (300)	3.35" (85)	.18" (4.6)	Red	1000				
111-00520	T50L9C2UL	T50L	50 lbs (225)	15.35" (390)	4.33" (110)	.18" (4.6)	Natural	100				
111-00521	T50L9M4UL	T50L	50 lbs (225)	15.35" (390)	4.33" (110)	.18" (4.6)	Natural	1000				
111-00522	T50L2C2UL	T50L	50 lbs (225)	15.35" (390)	4.33" (110)	.18" (4.6)	Red	100				
111-00523	T50L2M4UL	T50L	50 lbs (225)	15.35" (390)	4.33" (110)	.18" (4.6)	Red	1000				

Installation tools - EVO7, MK7HT, MK7P, MK9, MK9HT, MK9P. Dimensions are approximate and subject to technical changes. Use **Part No.** for ordering and **Type** for specification purposes.



## Metal Content Tie

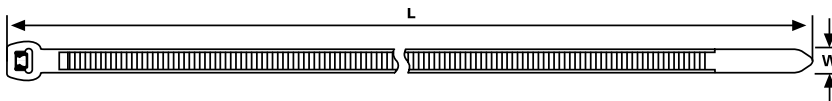
HellermannTyton's Metal Content Tie is designed for the food and beverage processing industries to meet the safety standards set by Hazard Analysis and Critical Control Points (HACCP) to minimize the risk of contamination. The Metal Content Tie is a nylon based tie with metal content dispersed throughout the head and strap, allowing the tie to be easily identifiable by metal detectors and X-ray inspections. It is ideally suited for the management of cables and tubing in processing and packaging areas. The plastic tie can be found by metal detectors and identified in food and other products that have accidentally been contaminated either through human error or loose, cut-off sections.

### Product Features

- Metal content dispersed throughout the head and strap ensures identification by metal detectors and X-ray machines.
- Industry standard blue color assists with visual detection and greatly reduces the risk of contamination.
- Three different sizes and two tensile strengths.



Material Data	
Material	Polyamide 6.6 with metal particles (PA66MP)
Operating Temperature	-40 °F to +185 °F (-40 °C to +85 °C) continuous



Product Selection		Type	Min. Tensile Strength		Length (L)		Width (W)		Color	Pkg. Qty.
Article No.	Part No.		lbs.	(N)	in.	(mm)	in.	(mm)		
111-00829	<b>111-00829</b>	MCT30R	30 lbs.	(135)	5.91"	(150)	.14"	(3.5)	Blue	100
111-00830	<b>111-00830</b>	MCT50R	50 lbs.	(225)	7.87"	(200)	.18"	(4.6)	Blue	100
111-00831	<b>111-00831</b>	MCT50L	50 lbs.	(225)	15.35"	(390)	.18"	(4.6)	Blue	100

Installation tools - EVO7, MK7HT, MK7P, MK9, MK9HT, MK9P. Dimensions are approximate and subject to technical changes. Use **Part No.** for ordering and **Type** for specification purposes.

## Stainless Steel Cable Ties

HellermannTyton's stainless steel ties are designed to secure hoses, cables, poles, pipes, and more when harsh environmental conditions may adversely affect the bundling application. Used where corrosion, vibration, weathering, radiation, and temperature extremes are a concern, HellermannTyton's stainless steel ties can be used in virtually any indoor, outdoor, and underground application.

### MK9SST Stainless Steel Cable Tie Installation Tool

Product Selection			Description	Cable Tie Series	Pkg. Qty.
Article No.	Part No.	Type			
110-95000	MK9SST	MK9SST	Adapted for use with stainless steel ties, the MK9 Stainless Steel tool retains the same design features as the MK9 series. The MK9SST accommodates all HellermannTyton stainless steel ties. Comes standard with padded foam grips for comfort and control and a hook for hanging on a belt or tether.	All MBT Series for both 304 and 316 materials	1

#### 304 Material

Grade 304 material is commonly used for stainless steel bundling applications and suits most general purpose requirements. It features the ability to withstand most environmental conditions, particularly in applications where vibration, general weathering, radiation and temperature extremes are a concern.

- Self locking, ball bearing mechanism for quick and easy installation, either by hand or by tensioning tool
- Fully enclosed head does not allow dirt or grit to interfere with locking mechanism
- High tensile strength option for added strength and safety on heavy duty applications



HellermannTyton's MK9SST tool is durable and lightweight, offering superior stainless steel cable tie installation.

Material Data	
Material	Stainless Steel Type SS304 (SS304)
Operating Temperature	-112 °F to +1000 °F (-80 °C to +538 °C)



Product Selection			Min. Tensile Strength	Length (L)	Max. Ø Bundle	Width (W)	Pkg. Qty.
Article No.	Part No.	Type					
<b>200 lb. Stainless Steel Ties</b>							
111-93058	MBT5S-S	MBT5SS	200 lbs (900)	5.0" (127)	1" (25)	.18" (4.6)	100
111-93088	MBT8S-S	MBT8SS	200 lbs (900)	7.9" (201)	2" (50)	.18" (4.6)	100
111-93148	MBT14S-S	MBT14SS	200 lbs (900)	14.3" (362)	4" (102)	.18" (4.6)	100
111-93208	MBT20S-S	MBT20SS	200 lbs (900)	20.5" (521)	6" (152)	.18" (4.6)	100
111-93278	MBT27S-S	MBT27SS	200 lbs (900)	26.8" (681)	8" (203)	.18" (4.6)	100
111-93338	MBT33S-S	MBT33SS	200 lbs (900)	33" (838)	10" (254)	.18" (4.6)	100
<b>450 lb. Stainless Steel Ties</b>							
111-94088	MBT8H-S	MBT8HS	450 lbs (2000)	7.9" (201)	2" (50)	.31" (7.9)	50
111-94148	MBT14H-S	MBT14HS	450 lbs (2000)	14.3" (362)	4" (102)	.31" (7.9)	50
111-94208	MBT20H-S	MBT20HS	450 lbs (2000)	20.5" (521)	6" (152)	.31" (7.9)	50
111-94278	MBT27H-S	MBT27HS	450 lbs (2000)	26.8" (681)	8" (203)	.31" (7.9)	50
111-94338	MBT33H-S	MBT33HS	450 lbs (2000)	33" (838)	10" (254)	.31" (7.9)	50


Installation tools for the above cable ties - MK9SST. Dimensions are approximate and subject to technical changes. Use **Part No.** for ordering and **Type** for specification purposes. Stainless steel ties and materials should be tested thoroughly under end use conditions to determine suitability for the application.

### Stainless Steel Cable Ties *continued*

#### 316 Material

Grade 316 material is highly resistant to corrosion and widely used in marine environments where chemicals, salts, acids, and temperature extremes may affect the bundling application. MBT stainless steel ties in 316 steel material are also available with a polyester protective coating. This coating creates a barrier and protectant from chemical reactions of dissimilar metals.

- Self locking, ball bearing mechanism for quick and easy installation, either by hand or by tensioning tool
- Fully enclosed head does not allow dirt or grit to interfere with locking mechanism
- High tensile strength option available for added strength and safety on heavy duty applications



Stainless Steel Cable Ties

Material Data	
Material	Stainless Steel Type SS316 (SS316)
Operating Temperature	-112 °F to +1000 °F (-80 °C to +538 °C)



#### Product Selection

Article No.	Part No.	Type	Min. Tensile Strength		Length (L)		Max. Ø Bundle		Width (W)		Pkg. Qty.
			lbs.	(N)	in.	(mm)	in.	(mm)	in.	(mm)	
<b>200 lb. Stainless Steel Ties</b>											
111-93059	MBT5S	MBT5S	200 lbs	(900)	5.0"	(127)	1.0"	(25.4)	.18"	(4.6)	100
111-93089	MBT8S	MBT8S	200 lbs	(900)	7.9"	(201)	2.0"	(50)	.18"	(4.6)	100
111-93149	MBT14S	MBT14S	200 lbs	(900)	14.3"	(362)	4.0"	(102)	.18"	(4.6)	100
111-93209	MBT20S	MBT20S	200 lbs	(900)	20.5"	(521)	6.0"	(152)	.18"	(4.6)	100
111-93279	MBT27S	MBT27S	200 lbs	(900)	26.8"	(681)	8.0"	(203)	.18"	(4.6)	100
111-93339	MBT33S	MBT33S	200 lbs	(900)	33.0"	(838)	10.0"	(254)	.18"	(4.6)	100
<b>450 lb. Stainless Steel Ties</b>											
111-94089	MBT8H	MBT8H	450 lbs	(2000)	7.9"	(201)	2.0"	(50.8)	.31"	(7.9)	50
111-94149	MBT14H	MBT14H	450 lbs	(2000)	14.3"	(362)	4.0"	(102)	.31"	(7.9)	50
111-94209	MBT20H	MBT20H	450 lbs	(2000)	20.5"	(521)	6.0"	(152)	.31"	(7.9)	50
111-94279	MBT27H	MBT27H	450 lbs	(2000)	26.8"	(681)	8.0"	(203)	.31"	(7.9)	50
111-94339	MBT33H	MBT33H	450 lbs	(2000)	33.0"	(838)	10.0"	(254)	.31"	(7.9)	50
<b>607 lb. Stainless Steel Ties</b>											
111-95148	MBT14XHS	MBT14XHS	607 lbs	(2700)	14.3"	(362)	4.0"	(102)	.5"	(12.3)	50
111-95208	MBT20XHS	MBT20XHS	607 lbs	(2700)	20.5"	(521)	6.0"	(152)	.5"	(12.3)	50
111-95278	MBT27XHS	MBT27XHS	607 lbs	(2700)	26.8"	(681)	8.0"	(203)	.5"	(12.3)	50
111-95338	MBT33XHS	MBT33XHS	607 lbs	(2700)	33.0"	(838)	10.0"	(254)	.5"	(12.3)	50
111-95149	MBT14XH	MBT14XH	607 lbs	(2700)	14.3"	(362)	4.0"	(102)	.5"	(12.3)	50
111-95209	MBT20XH	MBT20XH	607 lbs	(2700)	20.5"	(521)	6.0"	(152)	.5"	(12.3)	50
111-95279	MBT27XH	MBT27XH	607 lbs	(2700)	26.8"	(681)	8.0"	(203)	.5"	(12.3)	50
111-95339	MBT33XH	MBT33XH	607 lbs	(2700)	33.0"	(838)	10.0"	(254)	.5"	(12.3)	50
<b>922 lb. Stainless Steel Ties</b>											
111-01301	MBT14UH	MBT14UH	922 lbs	(4100)	14.3"	(362)	4.0"	(102)	.6"	(16.0)	50
111-01302	MBT20UH	MBT20UH	922 lbs	(4100)	20.5"	(521)	6.0"	(152)	.6"	(16.0)	50
111-01303	MBT27UH	MBT27UH	922 lbs	(4100)	26.8"	(681)	8.0"	(203)	.6"	(16.0)	50
111-01304	MBT33UH	MBT33UH	922 lbs	(4100)	33.0"	(838)	10.0"	(254)	.6"	(16.0)	50
111-01305	MBT43UH	MBT43UH	922 lbs	(4100)	43.0"	(1092)	13.0"	(330)	.6"	(16.0)	25
111-01306	MBT49UH	MBT49UH	922 lbs	(4100)	49.0"	(1245)	15.0"	(380)	.6"	(16.0)	25

Installation tools for the above cable ties - MK9SST. Dimensions are approximate and subject to technical changes. Use **Part No.** for ordering and **Type** for specification purposes. Stainless steel ties and materials should be tested thoroughly under end use conditions to determine suitability for the application.

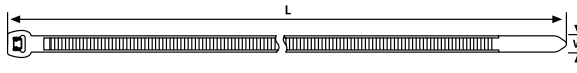
### Outside Serrated Cable Ties

The outside serrated cable ties are for specific applications where thin walled or soft insulation is used (such as in aircraft, trains, etc.), and for applications that are very sensitive to the amount of force applied to the cable.



Outside serrated cable ties are also available in natural. Contact HellermannTyton for more information.

Material Data	
Material	Polyamide 6.6 heat stabilized (PA66HS)
Operating Temperature	-40 °F to +221 °F (-40 °C to +105 °C) continuous
Flammability	UL94 V2



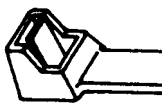
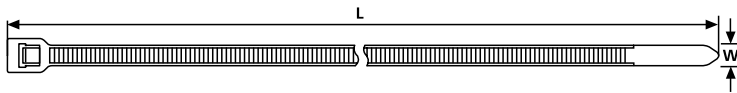
Product Selection			Min. Tensile Strength		Length (L)		Max. Ø Bundle		Width (W)		Color	Pkg. Qty.
Article No.	Part No.	Type	lbs.	(N)	in.	(mm)	in.	(mm)	in.	(mm)		
118-04700	<b>118-04700</b>	T18ROS	18 lbs	(80)	3.94"	(100)	.79"	(20)	.10"	(2.5)	Black	100
118-04800	<b>118-04800</b>	T30ROS	30 lbs	(135)	5.71"	(145)	1.34"	(35)	.13"	(3.4)	Black	100
118-04900	<b>118-04900</b>	T30LOS	30 lbs	(135)	7.87"	(200)	2.0"	(50)	.13"	(3.4)	Black	100
118-00110	<b>118-00110</b>	T50SOS	50 lbs	(225)	6.0"	(150)	1.36"	(35)	.18"	(4.6)	Black	1000
118-00111	<b>118-00111</b>	T50ROS	50 lbs	(225)	8"	(200)	1.95"	(50)	.18"	(4.6)	Black	1000
118-05900	<b>118-05900</b>	T50LOS	50 lbs	(225)	15"	(384)	4.29"	(110)	.18"	(4.6)	Black	100

Installation tools - EVO7, MK7HT, MK7P, MK9, MK9HT, MK9P. Dimensions are approximate and subject to technical changes. Use **Part No.** for ordering and **Type** for specification purposes.

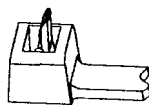
## Releasable Ties

The extended pawl allows for simple and quick release of the ties. Perfect for prototype construction and service requiring the addition of wires on existing harnesses.

Material Data	
Material	<b>Polyamide 6.6 (PA66)</b>
Operating Temperature	<b>-40 °F to +185 °F (-40 °C to +85 °C) continuous</b>
Flammability	<b>UL94 V2</b>



RT40R



RT50S and RT50LL



File# E64139

Product Selection			Min. Tensile Strength	Length (L)	Max. Ø Bundle	Width (W)	Color	Pkg. Qty.
Article No.	Part No.	Type						
<b>RT40R</b>								
115-06219	<b>RT40R9C2</b>	RT40R	40 lbs (178)	8.46" (215)	2.0" (51)	.16" (4.0)	Natural	100
115-06204	<b>RT40R9M4</b>	RT40R	40 lbs (178)	8.46" (215)	2.0" (51)	.16" (4.0)		1000
115-06200	<b>RT40R0C2</b>	RT40R	40 lbs (178)	8.46" (215)	2.0" (51)	.16" (4.0)	Black	100
115-06202	<b>RT40R0M4</b>	RT40R	40 lbs (178)	8.46" (215)	2.0" (51)	.16" (4.0)		1000
<b>RT50S</b>								
115-06319	<b>RT50S9C2</b>	RT50S	50 lbs (225)	6.5" (165)	1.38" (35)	.18" (4.6)	Natural	100
115-06304	<b>RT50S9M4</b>	RT50S	50 lbs (225)	6.5" (165)	1.38" (35)	.18" (4.6)		1000
115-06300	<b>RT50S0C2</b>	RT50S	50 lbs (225)	6.5" (165)	1.38" (35)	.18" (4.6)	Black	100
115-00035	<b>RT50S0M4</b>	RT50S	50 lbs (225)	6.5" (165)	1.38" (35)	.18" (4.6)		1000
<b>RT50LL</b>								
115-06102	<b>RT50LL9C2</b>	RT50LL	50 lbs (225)	15" (380)	3.98" (101)	.18" (4.6)	Natural	100
115-06104	<b>RT50LL9M4</b>	RT50LL	50 lbs (225)	15" (380)	3.98" (101)	.18" (4.6)		1000
115-00039	<b>RT50LL0C2</b>	RT50LL	50 lbs (225)	15" (380)	3.98" (101)	.18" (4.6)	Black	100
115-06101	<b>RT50LL0M4</b>	RT50LL	50 lbs (225)	15" (380)	3.98" (101)	.18" (4.6)		1000

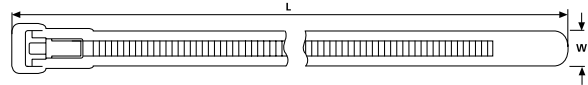
Dimensions are approximate and subject to technical changes. Use **Part No.** for ordering and **Type** for specification purposes.

### REL Releasable Ties

Ideal for use in applications where there is the need to repeatedly open and close the tie.



Material Data	
Material	<b>Polyamide 6.6 (PA66)</b>
Operating Temperature	<b>-40 °F to +185 °F (-40 °C to +85 °C) continuous</b>
Flammability	<b>UL94 V2</b>



#### Product Selection

Article No.	Part No.	Type	Min. Tensile Strength		Length (L)		Max. Ø Bundle		Width (W)	Color	Pkg. Qty.	
			lbs.	(N)	in.	(mm)	in.	(mm)				in.
<b>REL50R</b>												
115-00503	<b>REL50R9C2</b>	REL50R	50 lbs	(225)	5.5"	(140)	1.38"	(35)	.29"	(7.4)	Natural	100
115-00505	<b>REL50R9L4</b>	REL50R	50 lbs	(225)	5.5"	(140)	1.38"	(35)	.29"	(7.4)		200
115-00500	<b>REL50R0C2</b>	REL50R	50 lbs	(225)	5.5"	(140)	1.38"	(35)	.29"	(7.4)	Black	100
115-00502	<b>REL50R0L4</b>	REL50R	50 lbs	(225)	5.5"	(140)	1.38"	(35)	.29"	(7.4)		200
<b>REL50L</b>												
115-00605	<b>REL50L9C2</b>	REL50L	50 lbs	(225)	9.84"	(250)	2.76"	(70)	.29"	(7.4)	Natural	100
115-00607	<b>REL50L9L4</b>	REL50L	50 lbs	(225)	9.84"	(250)	2.76"	(70)	.29"	(7.4)		200
115-00600	<b>REL50L0C2</b>	REL50L	50 lbs	(225)	9.84"	(250)	2.76"	(70)	.29"	(7.4)	Black	100
115-00602	<b>REL50L0L4</b>	REL50L	50 lbs	(225)	9.84"	(250)	2.76"	(70)	.29"	(7.4)		200

Dimensions are approximate and subject to technical changes. Use **Part No.** for ordering and **Type** for specification purposes.

### Pinch Releasable Ties

Patented pinch release mechanism for easy handling allows tie to be released using one hand.



Material Data	
Material	<b>Polyamide 6.6 (PA66)</b>
Operating Temperature	<b>-40 °F to +185 °F (-40 °C to +85 °C) continuous</b>
Flammability	<b>UL94 V2</b>



#### Product Selection

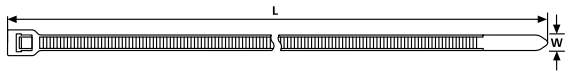
Article No.	Part No.	Type	Min. Tensile Strength		Length (L)		Max. Ø Bundle		Width (W)	Color	Pkg. Qty.	
			lbs.	(N)	in.	(mm)	in.	(mm)				in.
115-40200	<b>REZ200.NB3P</b>	REZ200	30 lbs	(135)	7.88"	(200)	1.97"	(50)	.19"	(4.7)	Black	100
115-40300	<b>REZ300.NB3P</b>	REZ300	30 lbs	(135)	12.00"	(305)	3.15"	(80)	.19"	(4.7)	Black	100

Dimensions are approximate and subject to technical changes. Use **Part No.** for ordering and **Type** for specification purposes.

## Heavy Duty Releasable Cable Ties

The RT150 and RT250 heavy duty releasable cable ties feature an extended pawl which allows for simple and quick release of the ties.

### RT150 Heavy Duty Releasable Cable Ties



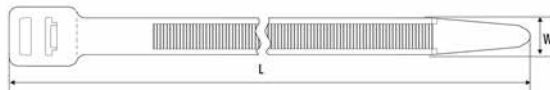
Material Data	
Material	<b>Polyamide 6.6 (PA66)</b>
Operating Temperature	<b>-40 °F to +185 °F (-40 °C to +85 °C) continuous</b>
Flammability	<b>UL94 V2</b>



Product Selection			Min. Tensile Strength	Length (L)	Max. Ø Bundle	Width (W)	Color	Pkg. Qty.
Article No.	Part No.	Type						
115-00036	<b>RT150REP0X2</b>	RT150REP	175 lbs (780)	15.35" (390)	4" (105)	.346" (8.8)	Black	25
115-00037	<b>RT150MEP0X2</b>	RT150MEP	175 lbs (780)	21.06" (535)	5.90" (150)	.346" (8.8)	Black	25
115-00038	<b>RT150LEP0X2</b>	RT150LEP	175 lbs (780)	32.28" (820)	9.65" (245)	.346" (8.8)	Black	25

Dimensions are approximate and subject to technical changes. Use **Part No.** for ordering and **Type** for specification purposes.

### RT250 Heavy Duty Releasable Cable Ties



Material Data	
Material	<b>Polyamide 6.6 (PA66)</b>
Operating Temperature	<b>-40 °F to +185 °F (-40 °C to +85 °C) continuous</b>
Flammability	<b>UL94 V2</b>



**UL**  
File# E64139

Product Selection			Min. Tensile Strength	Length (L)	Max. Ø Bundle	Width (W)	Color	Pkg. Qty.
Article No.	Part No.	Type						
<b>RT250S</b>								
131-75819	<b>RT250S9X2</b>	RT250S	250 lbs (1115)	9.05" (230)	2.17" (55)	.49" (12.5)	Natural	25
115-41800	<b>RT250S0X2</b>	RT250S	250 lbs (1115)	9.05" (230)	2.17" (55)	.49" (12.5)	Black	25
<b>RT250R</b>								
131-75019	<b>RT250R9X2</b>	RT250R	250 lbs (1115)	20.47" (520)	5.71" (145)	.49" (12.5)	Natural	25
115-41300	<b>RT250R0X2</b>	RT250R	250 lbs (1115)	20.47" (520)	5.71" (145)	.49" (12.5)	Black	25
<b>RT250M</b>								
131-75619	<b>RT250M9X2</b>	RT250M	250 lbs (1115)	22.24" (565)	5.90" (150)	.49" (12.5)	Natural	25
131-75610	<b>RT250M0X2</b>	RT250M	250 lbs (1115)	22.24" (565)	5.90" (150)	.49" (12.5)	Black	25
<b>RT250I</b>								
131-75219	<b>RT250I9X2</b>	RT250I	250 lbs (1115)	28.54" (725)	8.00" (203)	.49" (12.5)	Natural	25
115-41401	<b>RT250I0X2</b>	RT250I	250 lbs (1115)	28.54" (725)	8.00" (203)	.49" (12.5)	Black	25
<b>RT250L</b>								
131-75419	<b>RT250L9X2</b>	RT250L	250 lbs (1115)	34.65" (880)	10.00" (254)	.49" (12.5)	Natural	25
115-41500	<b>RT250L0X2</b>	RT250L	250 lbs (1115)	34.65" (880)	10.00" (254)	.49" (12.5)	Black	25
<b>RT250XL</b>								
131-75519	<b>RT250XL9X2</b>	RT250XL	250 lbs (1115)	40" (1016.0)	12" (304.8)	.49" (12.5)	Natural	25
131-75510	<b>RT250XL0X2</b>	RT250XL	250 lbs (1115)	40" (1016.0)	12" (304.8)	.49" (12.5)	Black	25

Dimensions are approximate and subject to technical changes. Use **Part No.** for ordering and **Type** for specification purposes.

### Speedy Tie

An entirely new design in cable management, the Speedy Tie is a fully re-usable, easily releasable lashing tie. The Speedy Tie's unique design allows it to be released with one hand.

- Just one click to tie and untie
- Fully re-usable
- Once applied, the tail can be neatly tucked away for added safety
- Highly visible yellow color — also available in black, impact modified material
- Versatile design allows use for multiple applications

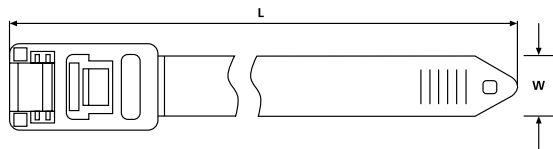
The Speedy Tie is a versatile tool for countless applications, including:

- In plant transfer of products
- Temporary and secure bundling
- Packaging



Speedy Tie - Quick and easy.

Material Data	
Material	<b>Polyamide 6.6 (PA66)</b>
Color	<b>Yellow , Red</b>
Operating Temperature	<b>-40 °F to +185 °F (-40 °C to +85 °C) continuous</b>
Flammability	<b>UL94 V2</b>



### Packaging Configurations

#### Distributor Packs

- Printed bag with a hang hole
- 60 SpeedyTies - 12 bags of 5

#### OEM Packs

- Plain bag (no hang hole)
- Standard box
- 300 SpeedyTies - 12 bags of 25

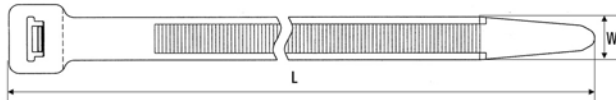
Product Selection			Description	Min. Tensile Strength	Length (L)	Max. Ø Bundle	Width (W)	Pkg. Qty.	Carton Qty.
Article No.	Part No.	Type		lbs. (N)	in. (mm)	in. (mm)	in. (mm)		
115-00001	<b>RTT750HR.NX900</b>	RTT750HR	Distributor Pack - order in carton qty. only	200 lbs (888)	29.52" (750)	8.27" (210)	.51" (13)	5	60
115-00000	<b>RTT750HR.NX1P</b>	RTT750HR	OEM Pack - order in carton qty. only	200 lbs (888)	29.52" (750)	8.27" (210)	.51" (13)	25	300

Dimensions are approximate and subject to technical changes. Use **Part No.** for ordering and **Type** for specification purposes.



### RT255 Heavy Duty Releasable Ties

Material Data	
Material	<b>Polyamide 6.6 impact modified, Heat Stabilized, UV Resistant (PA66HIRHS)</b>
Operating Temperature	<b>-40 °F to +230 °F (-40 °C to +110 °C) continuous</b>
Flammability	<b>UL94 HB</b>



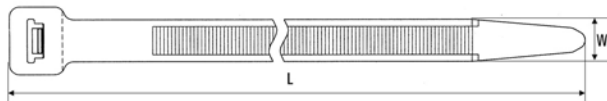
Product Selection			Min. Tensile Strength	Length (L)	Max. Ø Bundle	Width (W)	Color	Pkg. Qty.
Article No.	Part No.	Type						
115-01200	<b>RT255S0HIRX2</b>	RT255S	250 lbs (1112)	8.86" (225)	2.16" (55)	.49" (12.5)	Black	25
115-01300	<b>RT255R0HIRX2</b>	RT255R	250 lbs (1112)	20.28" (515)	5.71" (145)	.49" (12.5)	Black	25
115-01400	<b>RT255M0HIRX2</b>	RT255M	250 lbs (1112)	22.05" (560)	6.30" (160)	.49" (12.5)	Black	25

Dimensions are approximate and subject to technical changes. Use **Part No.** for ordering and **Type** for specification purposes.

### SR255 Heavy Duty Sub-Releasable Ties

The SR255 series releasable heavy duty cable tie offers a release that is lower than the head of the cable tie, facilitating easy installation with the use of a HellermannTyton cable tie tool.

Material Data	
Material	<b>Polyamide 6.6 impact modified, Heat Stabilized, UV Resistant (PA66HIRHS)</b>
Operating Temperature	<b>-40 °F to +230 °F (-40 °C to +110 °C) continuous</b>
Flammability	<b>UL94 HB</b>

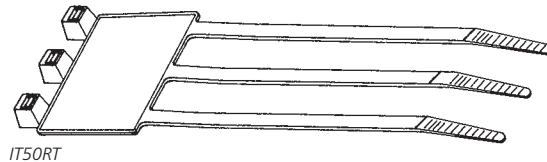
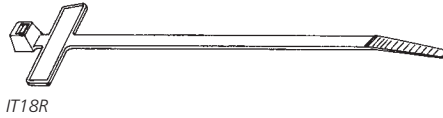


Product Selection			Min. Tensile Strength	Length (L)	Max. Ø Bundle	Width (W)	Color	Pkg. Qty.
Article No.	Part No.	Type						
115-42002	<b>SR255S0HIHSUVX2</b>	SR255S	250 lbs (1112)	8.86" (225)	2.16" (50)	.49" (12.5)	Black	25
115-42101	<b>SR255X0HIHSUVX2</b>	SR255X	250 lbs (1112)	14" (372)	3.94" (100)	.49" (12.5)	Black	25

Installation tools - MK9, MK9HT, MK9P. Dimensions are approximate and subject to technical changes. Use **Part No.** for ordering and **Type** for specification purposes.

### Identification Ties

Tie and identify bundles of cable in one operation. Large flat area for imprinting or writing the required information. Hot stamping available, which is subject to minimums and lead times.



Material Data	
Material	Polyamide 6.6 (PA66)
Operating Temperature	-40 °F to +185 °F (-40 °C to +85 °C) continuous
Flammability	UL94 V2



**UL**  
US  
File# E64139

Product Selection

Article No.	Part No.	Type	US Gov. Designation	Min. Tensile Strength		Length (L)		Max. Ø Bundle		Width (W)		Color	Pkg. Qty.
				lbs.	(N)	in.	(mm)	in.	(mm)	in.	(mm)		
<b>IT18R</b>				<b>Marking Pad Size: .98" x .32" (25 x 8)</b>									
111-81819	<b>IT18R9C2</b>	IT18R	MS3368-5-9E	18 lbs	(80)	3.94"	(100)	.75"	(22.0)	.09"	(2.3)	Natural	100
111-81808	<b>IT18R9L4</b>	IT18R	MS3368-5-9E	18 lbs	(80)	3.94"	(100)	.75"	(22.0)	.09"	(2.3)	Natural	200
111-81801	<b>IT18R0C2</b>	IT18R	*	18 lbs	(80)	3.94"	(100)	.75"	(22.0)	.09"	(2.3)	Black	100
111-81803	<b>IT18R0L4</b>	IT18R	*	18 lbs	(80)	3.94"	(100)	.75"	(22.0)	.09"	(2.3)	Black	200
<b>IT18FL</b>				<b>Marking Pad Size: .81" x .35" (20.5 x 9)</b>									
111-81919	<b>IT18FL9C2</b>	IT18FL	-	18 lbs	(80)	4.33"	(110)	.75"	(19.0)	.10"	(2.5)	Natural	100
111-81907	<b>IT18FL9L4</b>	IT18FL	-	18 lbs	(80)	4.33"	(110)	.75"	(19.0)	.10"	(2.5)	Natural	200
111-81910	<b>IT18FL0C2</b>	IT18FL	-	18 lbs	(80)	4.33"	(110)	.75"	(19.0)	.10"	(2.5)	Black	100
111-81903	<b>IT18FL0L4</b>	IT18FL	-	18 lbs	(80)	4.33"	(110)	.75"	(19.0)	.10"	(2.5)	Black	200
<b>IT50R</b>				<b>Marking Pad Size: 1.10" x .51" (28 x 12.9)</b>									
111-85019	<b>IT50R9C2</b>	IT50R	MS3368-1-9A	50 lbs	(225)	7.99"	(203)	1.75"	(44.5)	.18"	(4.6)	Natural	100
111-85020	<b>IT50R9M4</b>	IT50R	MS3368-1-9A	50 lbs	(225)	7.99"	(203)	1.75"	(44.5)	.18"	(4.6)	Natural	1000
111-85011	<b>IT50R0C2</b>	IT50R	*	50 lbs	(225)	7.99"	(203)	1.75"	(44.5)	.18"	(4.6)	Black	100
111-85013	<b>IT50R0M4</b>	IT50R	*	50 lbs	(225)	7.99"	(203)	1.75"	(44.5)	.18"	(4.6)	Black	1000
<b>IT50RD</b>				<b>Marking Pad Size: 1.14" x 1.04" (29 x 26.3)</b>									
111-85219	<b>IT50RD9K2</b>	IT50RD	MS3368-3-9C	50 lbs	(225)	8.07"	(205)	1.73"	(44.0)	.19"	(4.7)	Natural	50
111-85201	<b>IT50RD0K2</b>	IT50RD	*	50 lbs	(225)	8.07"	(205)	1.73"	(44.0)	.19"	(4.7)	Black	50
<b>IT50RT</b>				<b>Marking Pad Size: 1.81" x 1.04" (46 x 26.3)</b>									
111-85119	<b>IT50RT9K2</b>	IT50RT	MS3368-4-9D	50 lbs	(225)	8.07"	(205)	1.73"	(44.0)	.19"	(4.7)	Natural	50
111-85100	<b>IT50RT0K2</b>	IT50RT	*	50 lbs	(225)	8.07"	(205)	1.73"	(44.0)	.19"	(4.7)	Black	50
<b>IT50L</b>				<b>Marking Pad Size: .5" x 2.20" (12.8 x 56)</b>									
111-85319	<b>IT50L9C2</b>	IT50L	MS3368-2-9A	50 lbs	(225)	15.35"	(390)	3.94"	(100)	.19"	(4.7)	Natural	100
111-85306	<b>IT50L9M4</b>	IT50L	MS3368-2-9A	50 lbs	(225)	15.35"	(390)	3.94"	(100)	.19"	(4.7)	Natural	1000

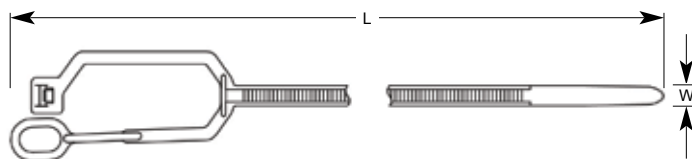
Installation tools - EVO7, MK7HT, MK7P, MK9, MK9HT, MK9P. Dimensions are approximate and subject to technical changes. Use **Part No.** for ordering and **Type** for specification purposes. \* Military black available. Contact HellermannTyton for more information.

### Branch Cable Tie

The branch tie is ideal for wire harness applications where wires “branch” away from the main assembly. The branch tie reduces wire harness assembly time by eliminating the need to use electrical tape. After the tie is placed on the main assembly, the strap is inserted through the oval opening and then through the cable tie head. Once applied, the branch tie holds the branch in its proper position on the wire harness.



Material Data	
Material	<b>Polyamide 6.6 (PA66)</b>
Operating Temperature	<b>-40 °F to +185 °F (-40 °C to +85 °C) continuous</b>
Flammability	<b>UL94 V2</b>



Product Selection		Type	Main Bundle Ø		Branch Bundle Ø		Min. Tensile Strength		Length (L)		Width (W)		Color	Pkg. Qty.
Article No.	Part No.		in.	(mm)	in.	(mm)	lbs.	(N)	in.	(mm)	in.	(mm)		
115-00042	<b>115-00042</b>	YT200	.63” – 1.57”	(16 - 40)	.59” – 1.18”	(15 - 30)	33 lbs	(147)	7.87”	(200)	.18”	(4.7)	Black	100

Installation tools - EVO7, MK7HT, MK7P, MK9, MK9HT, MK9P. Dimensions are approximate and subject to technical changes. Use **Part No.** for ordering and **Type** for specification purposes.

### Kabelrap Bundling System

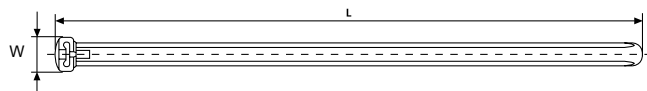
The patented Kabelrap bundling system offers a very high bundling strength and is particularly resistant to saltwater, oils, greases, and hydraulic fluids. Special hand tool required for installation.



Required Tool - 121-00680

Kabelrap Application

Material Data	
Material	<b>Polyamide 6.6 UV-resistant (PA66UV)</b>
Operating Temperature	<b>-40 °F to +185 °F (-40 °C to +85 °C) continuous</b>
Flammability	<b>UL94 V2</b>



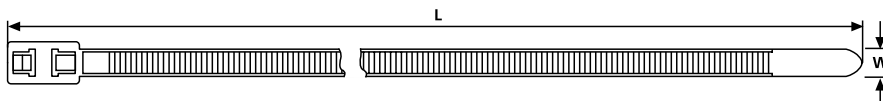
Product Selection		Type	Min. Tensile Strength		Length (L)		Max. Ø Bundle		Width (W)		Color	Pkg. Qty.
Article No.	Part No.		lbs.	(N)	in.	(mm)	in.	(mm)	in.	(mm)		
121-63560	<b>121-63560</b>	KR6/35	110 lbs	(490)	14”	(356)	3.75”	(93)	.25”	(6)	Black	50
121-82160	<b>121-82160</b>	KR8/21	175 lbs	(785)	8.25”	(210)	1.75”	(47)	.31”	(8)	Black	50
121-83360	<b>121-83360</b>	KR8/33	175 lbs	(785)	13.25”	(337)	3.37”	(86)	.31”	(8)	Black	50

Required Installation Tool - 121-00680. Black is the standard color. Natural is available based upon minimums, custom terms and lead times. Dimensions are approximate and subject to technical changes. Use **Part No.** for ordering and **Type** for specification purposes.

### Double Head Ties

Double head ties create two loops that separate two bundles. They also can be used to secure a bundle to an existing fixing point.

Material Data	
Material	<b>Polyamide 6.6 (PA66)</b>
Operating Temperature	<b>-40 °F to +185 °F (-40 °C to +85 °C) continuous</b>
Flammability	<b>UL94 V2</b>



**UL**  
File# E64139

Product Selection		Type	Min. Tensile Strength		Length (L)		Width (W)		Color	Pkg. Qty.
Article No.	Part No.		lbs.	(N)	in.	(mm)	in.	(mm)		
<b>T50SDH</b>										
117-00016	<b>117-00016</b>	T50SDH	50 lbs	(225)	6.26"	(159)	.19"	(4.7)	Natural	100
117-00017	<b>117-00017</b>	T50SDH	50 lbs	(225)	6.26"	(159)	.19"	(4.7)		1000
117-00018	<b>117-00018</b>	T50SDH	50 lbs	(225)	6.26"	(159)	.19"	(4.7)	Black	100
117-00019	<b>117-00019</b>	T50SDH	50 lbs	(225)	6.26"	(159)	.19"	(4.7)		1000
<b>T50RDH</b>										
117-05006	<b>T50RDH9C2</b>	T50RDH	50 lbs	(225)	8.25"	(210)	.19"	(4.7)	Natural	100
117-05008	<b>T50RDH9M4</b>	T50RDH	50 lbs	(225)	8.25"	(210)	.19"	(4.7)		1000
117-05004	<b>T50RDH0C2</b>	T50RDH	50 lbs	(225)	8.25"	(210)	.19"	(4.7)	Black	100
117-05005	<b>T50RDH0M4</b>	T50RDH	50 lbs	(225)	8.25"	(210)	.19"	(4.7)		1000
<b>T50IDH</b>										
117-05302	<b>T50IDH9C2</b>	T50IDH	50 lbs	(225)	12"	(305)	.19"	(4.7)	Natural	100
117-05303	<b>T50IDH9M4</b>	T50IDH	50 lbs	(225)	12"	(305)	.19"	(4.7)		1000
117-05362	<b>T50IDH0C2</b>	T50IDH	50 lbs	(225)	12"	(305)	.19"	(4.7)	Black	100
117-05300	<b>T50IDH0M4</b>	T50IDH	50 lbs	(225)	12"	(305)	.19"	(4.7)		1000
<b>T50LDH</b>										
117-05402	<b>T50LDH9C2</b>	T50LDH	50 lbs	(225)	15.5"	(395)	.19"	(4.7)	Natural	100
117-05461	<b>T50LDH9M4</b>	T50LDH	50 lbs	(225)	15.5"	(395)	.19"	(4.7)		1000
117-05400	<b>T50LDH0C2</b>	T50LDH	50 lbs	(225)	15.5"	(395)	.19"	(4.7)	Black	100
117-05401	<b>T50LDH0M4</b>	T50LDH	50 lbs	(225)	15.5"	(395)	.19"	(4.7)		1000
<b>T120RDH</b>										
117-05501	<b>T120RDH0K2</b>	T120RDH	120 lbs	(535)	15.7"	(398)	.29"	(7.6)	Black	50
117-05500	<b>T120RDH0H4</b>	T120RDH	120 lbs	(535)	15.7"	(398)	.29"	(7.6)		500

Maximum bundle diameter is variable due to double loops. Installation tools - EVO7, MK7HT, MK7P, MK9, MK9HT, MK9P. Dimensions are approximate and subject to technical changes. Use **Part No.** for ordering and **Type** for specification purposes.


## Clamp Ties

The clamp tie has triangular shaped tabs extending beneath the head, allowing for optimal surface contact and complete circumferential compression to 360 degrees. The clamps are recommended for soft rubber hose applications including fuel, water, and air vacuum lines.



Material Data		RoHS
Color	Natural	
Material	Polyamide 6.6 (PA66)	
Operating Temperature	-40 °F to +185 °F (-40 °C to +85 °C) continuous	
Flammability	UL94 V2	

Material Data		RoHS
Color	Black	
Material	Polyamide 6.6 heat stabilized (PA66HS)	
Operating Temperature	-40 °F to +221 °F (-40 °C to +105 °C) continuous	
Flammability	UL94 V2	



**RU** US  
File# E64139

### Product Selection

Article No.	Part No.	Type	Min. Tensile Strength		Length (L)		Max. Ø Bundle		Width (W)		Color	Pkg. Qty.
			lbs.	(N)	in.	(mm)	in.	(mm)	in.	(mm)		
<b>CTT20R</b>												
112-51919	<b>CTT20R9C2</b>	CTT20R	20 lbs	(90)	4"	(100)	.50"	(13)	.10"	(2.5)	Natural	100
112-51904	<b>CTT20R9M4</b>	CTT20R	20 lbs	(90)	4"	(100)	.50"	(13)	.10"	(2.5)		1000
112-51905	<b>CTT20R0HSC2</b>	CTT20R	20 lbs	(90)	4"	(100)	.50"	(13)	.10"	(2.5)	Black	100
112-51960	<b>CTT20R0HSM4</b>	CTT20R	20 lbs	(90)	4"	(100)	.50"	(13)	.10"	(2.5)		1000
<b>CTT60R</b>												
112-52104	<b>CTT60R9C2</b>	CTT60R	60 lbs	(265)	8"	(205)	1.77"	(45)	.19"	(4.7)	Natural	100
112-52106	<b>CTT60R9M4</b>	CTT60R	60 lbs	(265)	8"	(205)	1.77"	(45)	.19"	(4.7)		1000
112-52112	<b>CTT60R0HSC2</b>	CTT60R	60 lbs	(265)	8"	(205)	1.77"	(45)	.19"	(4.7)	Black	100
112-52114	<b>CTT60R0HSM4</b>	CTT60R	60 lbs	(265)	8"	(205)	1.77"	(45)	.19"	(4.7)		1000

Installation tools - EVO7, MK7HT, MK7P, MK9, MK9HT, MK9P. Dimensions are approximate and subject to technical changes. Use **Part No.** for ordering and **Type** for specification purposes.

### Dual Clamp Ties

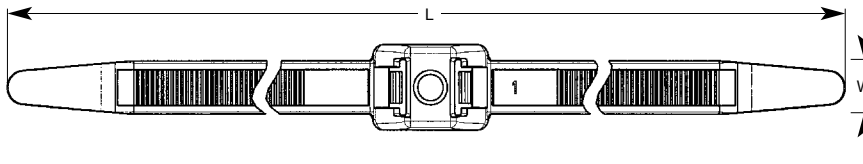
HellermannTyton's dual clamp ties are designed to provide parallel separation between hoses, wires, cables and tubing, protecting them from abrasion. These ties have an optional mounting hole for securing bundles along the chassis of trucks, trailers, and heavy duty equipment. The unique, one-piece design features the dual head centered on the strap.

Available in two lengths, the dual clamp ties accommodate bundles ranging from .25 inches to 2.3 inches. The flexible wide straps minimize pinching of hoses and convoluted tubing. The straps are also releasable.



U.S. Patent Number 5,966,781

Material Data	
Material	<b>Polyamide 6.6 impact modified, Heat Stabilized, UV Resistant (PA66HIRHS)</b>
Operating Temperature	<b>-40 °F to +230 °F (-40 °C to +110 °C) continuous</b>
Flammability	<b>UL94 HB</b>



Product Selection		Type	Stud Ø	Min. Tensile Strength	Length (L)	Max. Ø Bundle (each side)	Width (W)	Color	Pkg. Qty.
Article No.	Part No.		in. (mm)	lbs. (N)	in. (mm)	in. (mm)	in. (mm)		
115-30900	<b>DCT90HIRK2</b>	DCT9	.25 " (6.35)	150 lbs (670)	13.0" (331)	1.3" (33.02)	.50" (12.7)	Black	50
115-00034	<b>DCT90HIRC2</b>	DCT9	.25 " (6.35)	150 lbs (670)	13.0" (331)	1.3" (33.02)	.50" (12.7)	Black	100
115-31100	<b>DCT110HIRK2</b>	DCT11	.25 " (6.35)	150 lbs (670)	19.2" (489)	2.3" (58.42)	.50" (12.7)	Black	50
115-00033	<b>DCT110HIRC2</b>	DCT11	.25 " (6.35)	150 lbs (670)	19.2" (489)	2.3" (58.42)	.50" (12.7)	Black	100

Installation tools - MK9, MK9HT, MK9P. Dimensions are approximate and subject to technical changes. Use **Part No.** for ordering and **Type** for specification purposes.

### Standoff Mounting Dual Clamp Ties

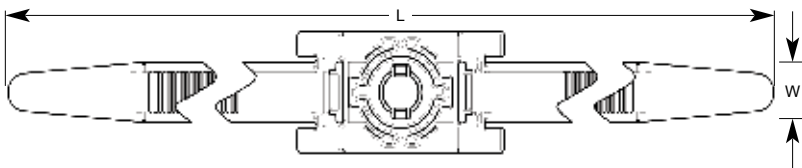
HellermannTyton's standoff dual clamp tie offers the same features as the standard dual clamp tie with a standoff mount that secures the bundle away from the side of the frame rail, protecting the bundles from bolts and other protrusions.

#### Features

- Wide strap minimizes pinching of soft hoses & convoluted tubing
- Clamping rails increase circumferential grip on varying bundle diameters
- Locking stud mount pawls allow for easy hand insertion
- Nut or weld nesting counterbore provides flush mounting at the base
- Socket counterbore for fastening a nut provides added retention



Material Data	
Material	<b>Polyamide 6.6 impact modified, Heat Stabilized, UV Resistant (PA66HIRHS)</b>
Operating Temperature	<b>-40 °F to +230 °F (-40 °C to +110 °C) continuous</b>
Flammability	<b>UL94 HB</b>




Product Selection			Stud Ø	Min. Tensile Strength	Length (L)	Max. Ø Bundle (each side)	Width (W)	Color	Pkg. Qty.
Article No.	Part No.	Type							
117-00012	<b>117-00012</b>	SDCTR312	.31" (7.94)	100 lbs (445)	20.1" (511)	2.3" (58.42)	.50" (12.7)	Black	150
157-00060	<b>157-00060</b>	SDCTL312	.31" (7.94)	100 lbs (445)	26.1" (663)	3.4" (86.36)	.50" (12.7)	Black	150

Installation tools - MK9, MK9HT, MK9P. Dimensions are approximate and subject to technical changes. Use **Part No.** for ordering and **Type** for specification purposes.

### Cable Ties and Edge Clips

HellermannTyton's edge clips are designed specifically to route bundles by securing them to the edge of a plastic or metal sheet without the need for a mounting hole. The clip is easy to secure and the extraction force is high due to the integrated metal clamp that holds the edge clip in place. Edge clips are available in three configurations: a two piece clip and tie assembly, a one piece clip and tie combination, and a edge clip and tape bar combination. When noted (\*), cable ties are outside serrated which can reduce bundle chafing.

#### Two Pieces Edge Clip and Cable Tie Assemblies



T50ROSEC4A - the cable bundle runs parallel with the edge.

Material Data- Cable Tie	
Material	<b>Polyamide 6.6 heat stabilized (PA66HS)</b>
Color	<b>Black</b>
Operating Temperature	<b>-40 °F to +221 °F (-40 °C to +105 °C) continuous</b>
Flammability	<b>UL94 V2</b>



Material Data - Edge Clip	
Material	<b>Polyamide 6.6 impact modified, heat stabilized, UV resistant (PA66HIRHS)</b>
Color	<b>Black</b>
Operating Temperature	<b>-40 °F to +230 °F (-40 °C to +110 °C) continuous</b>
Flammability	<b>UL94 HB</b>



Product Selection										
Article No.	Part No.	Type	Min. Tensile Strength		Length (L) in. (mm)	Max. Ø Bundle in. (mm)	Pkg. Qty.	Drawing		
			lbs.	(N)						
<b>Panel Thickness, — .039" .117" (1-3mm)</b>										
150-76090	<b>150-76090</b>	T30REC4A	30 lbs	(135)	5.9 "	(150)	1.3 "	(33)	500	
156-00858	<b>156-00858</b>	T50SOSEC4A	50 lbs	(225)	5.9 "	(150)	1.2 "	(31)	500	
156-00539	<b>156-00539</b>	T50REC4A	50 lbs	(225)	8 "	(202)	1.8 "	(45)	500	
156-00860	<b>156-00860</b>	T50ROSEC4A	50 lbs	(225)	7.9 "	(200)	1.8 "	(45)	500	
156-00856	<b>156-00856</b>	T30REC4B	50 lbs	(135)	5.9 "	(150)	1.3 "	(33)	500	
156-00859	<b>156-00859</b>	T50SOSEC4B	50 lbs	(225)	6.5 "	(165)	1.2 "	(31)	500	
156-00861	<b>156-00861</b>	T50ROSEC4B	50 lbs	(225)	8 "	(202)	1.8 "	(45)	500	
156-00538	<b>156-00538</b>	T50REC4B	50 lbs	(225)	7.9 "	(200)	1.8 "	(45)	500	
156-00865	<b>156-00865</b>	T50SOSEC5A	50 lbs	(225)	5.9 "	(150)	1.2 "	(31)	500	
156-00864	<b>156-00864</b>	T50ROSEC5A	50 lbs	(225)	7.9 "	(200)	1.8 "	(45)	500	
156-01007	<b>156-01007</b>	T50RDHEC5A	50 lbs	(225)	8.3 "	(210)	1.8 "	(45)	500	
156-00541	<b>156-00541</b>	T50REC5A	50 lbs	(225)	7.9 "	(200)	1.8 "	(45)	500	
156-00863	<b>156-00863</b>	T50SOSEC5B	50 lbs	(225)	5.9 "	(150)	1.2 "	(31)	500	
156-00540	<b>156-00540</b>	T50REC5B	50 lbs	(225)	8 "	(202)	1.8 "	(45)	500	
156-00862	<b>156-00862</b>	T50ROSEC5B	50 lbs	(225)	7.9 "	(200)	1.8 "	(45)	500	

Installation tools - EVO7, MK7HT, MK7P, MK9, MK9HT, MK9P. \* outside serrated cable tie. Dimensions are approximate and subject to technical changes. Use **Part No.** for ordering and **Type** for specification purposes.



Two Piece Edge Clip and Cable Tie Assemblies *continued*

Material Data- Cable Tie	
Material	<b>Polyamide 6.6 heat stabilized (PA66HS)</b>
Color	<b>Black</b>
Operating Temperature	<b>-40 °F to +221 °F (-40 °C to +105 °C) continuous</b>
Flammability	<b>UL94 V2</b>



Material Data - Edge Clip	
Material	<b>Polyamide 6.6 impact modified, heat stabilized, UV resistant (PA66HIRHS)</b>
Color	<b>Black</b>
Operating Temperature	<b>-40 °F to +230 °F (-40 °C to +110 °C) continuous</b>
Flammability	<b>UL94 HB</b>



Product Selection

Article No.	Part No.	Type	Min. Tensile Strength		Length (L)		Max. Ø Bundle		Pkg. Qty.	Drawing
			lbs.	(N)	in.	(mm)	in.	(mm)		
Panel Thickness, — .039" - .117" (1-3mm)										
155-37104	<b>155-37104</b>	T18REC9	18 lbs	(80)	3.9"	(100)	.75"	(19)	500	
156-00866	<b>156-00866</b>	T50SOSEC9	50 lbs	(225)	5.9"	(150)	1.2"	(31)	500	
156-00867	<b>156-00867</b>	T50ROSEC9	50 lbs	(225)	7.9"	(200)	1.8"	(45)	500	
156-00868	<b>156-00868</b>	T18REC10	18 lbs	(80)	3.9"	(100)	.79"	(20)	500	
156-00871	<b>156-00871</b>	T50ROSEC10	50 lbs	(225)	7.9"	(200)	1.8"	(45)	500	
156-00017	<b>156-00017</b>	T50SOSEC21	50 lbs	(225)	5.9"	(150)	1.3"	(33)	500	
156-00874	<b>156-00874</b>	T50ROSEC21	50 lbs	(225)	7.9"	(200)	1.8"	(45)	500	
156-00875	<b>156-00875</b>	T50SOSEC22	50 lbs	(225)	5.9"	(150)	1.3"	(33)	500	
156-00876	<b>156-00876</b>	T50ROSEC22	50 lbs	(225)	7.9"	(200)	1.8"	(45)	500	
156-01601	<b>156-01601</b>	CBTO-50R	50 lbs	(225)	8"	(202)	1.85"	(47)	500	

Installation tools - EVO7, MK7HT, MK7P, MK9, MK9HT, MK9P.

Dimensions are approximate and subject to technical changes. Use **Part No.** for ordering and **Type** for specification purposes.

### Two Piece Edge Clip and Cable Tie Assemblies *continued*

Product Selection								Drawing	
Article No.	Part No.	Type	Min. Tensile Strength		Length (L)		Max. Ø Bundle		
			lbs.	(N)	in.	(mm)	in.		(mm)
Panel Thickness — .117" - .234" (3-6 mm)									
156-04600	<b>156-04600</b>	T18ROSEC19	18 lbs	(80)	3.9"	(100)	.79"	(20)	
156-04601	<b>156-04601</b>	T50SOSEC19	50 lbs	(225)	5.9"	(150)	1.2"	(31)	
156-00872	<b>156-00872</b>	T50ROSEC19	50 lbs	(225)	7.9"	(200)	1.8"	(45)	
156-00016	<b>156-00016</b>	T50SOSEC20	50 lbs	(225)	5.9"	(150)	1.3"	(33)	
156-00873	<b>156-00873</b>	T50ROSEC20	50 lbs	(225)	7.9"	(200)	1.8"	(45)	
156-00877	<b>156-00877</b>	T50ROSEC23	50 lbs	(225)	7.9"	(200)	1.8"	(45)	
156-00878	<b>156-00878</b>	T50ROSEC24	50 lbs	(225)	7.9"	(200)	1.8"	(45)	

Installation tools - EVO7, MK7HT, MK7P, MK9, MK9HT, MK9P. Dimensions are approximate and subject to technical changes. Use **Part No.** for ordering and **Type** for specification purposes.

### One Piece Edge Clip and Cable Tie Combinations

The plastic area of the edge clips and the cable ties are molded together.

Material Data		
Material	Polyamide 6.6 heat stabilized (PA66HS)	
Color	Black	
Operating Temperature	-40 °F to +221 °F (-40 °C to +105 °C) continuous	
Flammability	UL94 HB	

Product Selection								Drawing	
Article No.	Part No.	Type	Min. Tensile Strength		Length (L)		Max. Ø Bundle		
			lbs.	(N)	in.	(mm)	in.		(mm)
Panel Thickness — .039" - .117" (1-3 mm)									
126-00036	<b>126-00036</b>	T50SOSEC34E	40 lbs	(180)	6"	(155)	1.8"	(35)	
148-00200	<b>148-00200</b>	T50SOSECIZE	40 lbs	(180)	6"	(160)	1.2"	(35)	
126-00000	<b>126-00000</b>	T50SOSEC1ZE	40 lbs	(180)	8"	(160)	1.8"	(35)	

Installation tools - EVO7, MK7HT, MK7P, MK9, MK9HT, MK9P. Dimensions are approximate and subject to technical changes. Use **Part No.** for ordering and **Type** for specification purposes.

## Edge Clip and UV Stabilized Tie Assemblies

HellermannTyton's high-performance edge clip and UV stabilized cable tie assemblies are designed specifically to route cables by securing them to a metal or plastic frame rail edge, eliminating the need for mounting holes and mechanical fasteners. The clip is easy to secure and the extraction force is high due to the integrated metal clamp that holds the edge clip in place. The cable tie firmly grips the cable, preventing chafing of the cable and ensuring long-term reliability.



### Material Data - Mounts

Material	<b>Polyamide 6.6 – Impact Modified, Heat Stabilized, UV Stabilized (PA66HIRHSUV)</b>
Operating Temperature	<b>-40 °F to +230°F (-40 °C to +110 °C) continuous</b>
Flammability	<b>UL94 HB</b>



### Material Data - Ties

Material	<b>Polyamide 6.6 – 2% Carbon UV Stabilized (OUV)</b>
Operating Temperature	<b>-40 °F to +185°F (-40 °C to +85 °C) continuous</b>
Flammability	<b>UL94 V2</b>



### Product Selection

Article No.	Part No.	Type	Min. Tensile Strength	Length	Max Bundle	Color	Pkg. Qty	Drawing
			lbs. (N)	in. (mm)	in. (mm)			
<b>1-3 mm Edge Thickness</b>								
156-00635	156-00635	T50REC4A	50 (225)	7.9 (200)	1.8 (45)	Black	100	
156-00588	156-00588	T50REC4B	50 (225)	7.9 (200)	1.8 (45)	Black	100	
156-00589	156-00589	T50REC5A	50 (225)	7.9 (200)	1.8 (45)	Black	100	
156-00468	156-00468	T50REC5B	50 (225)	7.9 (200)	1.8 (45)	Black	100	
<b>3-6 mm Edge Thickness</b>								
156-00590	156-00590	T50REC19	50 (225)	7.9 (200)	1.8 (45)	Black	100	
156-00591	156-00591	T50REC20	50 (225)	7.9 (200)	1.8 (45)	Black	100	
156-00592	156-00592	T50REC23	50 (225)	7.9 (200)	1.8 (45)	Black	100	
156-00593	156-00593	T50REC24	50 (225)	7.9 (200)	1.8 (45)	Black	100	

Use **Part No.** for ordering and **Type** for specification purposes.

### Edge Clip and Tape Clip Combination

These clips can be secured to cables with cable ties or tape.

Material Data - Cable Tie and Tape Clip Combination



Material	<b>Polyamide 6.6 impact modified, heat stabilized, UV resistant (PA66HIRHS)</b>
Color	<b>Black</b>
Operating Temperature	<b>-40 °F to +230 °F (-40 °C to +110 °C) continuous</b>
Flammability	<b>UL94 HB</b>

Product Selection

Article No.	Part No.	Type	Length (L)		Width (W)		Pkg. Qty.	Drawing
			in.	(mm)	in.	(mm)		
<b>Panel Thickness — .039" - .117" (1-3 mm)</b>								
151-03404	<b>151-03404</b>	EC14	1.57"	(40.0)	.39"	(10.0)	500	
151-03401	<b>151-03401</b>	EC15	1.57"	(40.0)	.39"	(10.0)	500	
151-03402	<b>151-03402</b>	EC16	1.57"	(40.0)	.39"	(10.0)	500	
151-03403	<b>151-03403</b>	EC17	1.57"	(40.0)	.39"	(10.0)	500	

Dimensions are approximate and subject to technical changes. Use **Part No.** for ordering and **Type** for specification purposes.

## Metal Edge Clips Family

### Heavy Duty Metal Edge Clip

HellermannTyton's Heavy Duty Edge Clip provides an excellent alternative to managing wire and PV cables where plastic fasteners are not the preferred method. Designed for effortless insertion, the Heavy Duty Edge Clip has a high extraction force that tolerates extreme environments and provides assurance that the cables are secure on a panel. This Metal Edge Clip is simple to install and can easily be removed with a flathead screwdriver.



#### Features and Benefits

- Dual shear point barbs present a high extraction force for withstanding extreme conditions.
- Double-compression design accommodates various sizes of wire and cable – up to 2 cables.
- 1 – 3mm panel thickness range allows for multiple applications.
- Integrated design allows for easy insertion by hand.

Material Data	
Material	<b>Stainless Steel Type SS304 (SS304)</b>
Operating Temperature	<b>-112 °F to +1000 °F (-80 °C to +538 °C)</b>

#### Product Selection

Part No.	Article No.	Type	Panel Thickness		Cable Ø		Length L	Width W	Outside Min. Panel Depth	Inside Min. Panel Depth	Pkg Qty
			Min.	Max.	Min.	Max.					
			in. (mm)	in. (mm)	in. (mm)	in. (mm)	in. (mm)	in. (mm)	in. (mm)	in. (mm)	(pk)
<b>151-00982</b>	151-00982	MSC2	0.04 (1.0)	0.12 (3.0)	0.20 (5.0)	0.30 (7.6)	0.95 (13.0)	0.50 (13.0)	0.75 (19.1)	0.861 (21.9)	100

Use Type for ordering and specification purposes.

### Low Profile Metal Edge Clip

Our low profile version is available for more confined areas. HellermannTyton's Metal Edge Clip provides an excellent alternative to managing wire and PV cables where plastic fasteners are not the preferred method.



#### Features and Benefits

- Single shear point barbs present secure panel retention.
- Double-compression design accommodates various sizes of wire and cable – up to 2 cables.
- 1.5 – 2mm panel thickness range allows for multiple applications.
- Integrated design allows for easy insertion by hand.

Material Data	
Material	<b>Stainless Steel Type SS304 (SS304)</b>
Operating Temperature	<b>-112 °F to +1000 °F (-80 °C to +538 °C)</b>

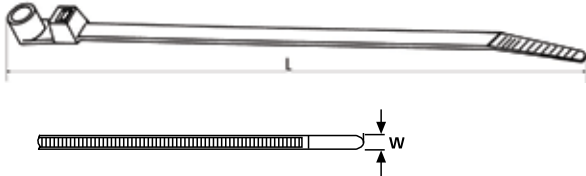
#### Product Selection

Part No.	Article No.	Type	Panel Thickness		Cable Ø		Length L	Width W	Outside Min. Panel Depth	Inside Min. Panel Depth	Pkg Qty
			Min.	Max.	Min.	Max.					
			in. (mm)	in. (mm)	in. (mm)	in. (mm)	in. (mm)	in. (mm)	in. (mm)	in. (mm)	(pk)
<b>151-01699</b>	151-01699	MSC2LP	0.06 (1.5)	0.078 (2.0)	0.161 (4.1)	0.276 (7.0)	0.67 (17.0)	0.375 (9.5)	0.473 (12.0)	0.649 (16.48)	100

Use Type for ordering and specification purposes.

Screw Mount Ties

Material Data	
Material	<b>Polyamide 6.6 (PA66)</b>
Operating Temperature	<b>-40 °F to +185 °F (-40 °C to +85 °C) continuous</b>
Flammability	<b>UL94 V2</b>



**UL** US  
File# E64139

Product Selection

Article No.	Part No.	Type	Mounting	Min. Tensile Strength lbs. (N)	Length (L) in. (mm)	Max. Ø Bundle in. (mm)	Width (W) in. (mm)	Color	Pkg. Qty.
<b>T18MR</b>									
113-00026	<b>T18MR9C2</b>	T18MR	# 4 screw	18 lbs (80)	4.33" (110)	.79" (20)	.10" (2.5)	Natural	100
113-00028	<b>T18MR9M4</b>	T18MR		18 lbs (80)	4.33" (110)	.79" (20)	.10" (2.5)	Natural	1000
113-00022	<b>T18MR0C2</b>	T18MR		18 lbs (80)	4.33" (110)	.79" (20)	.10" (2.5)	Black	100
113-00024	<b>T18MR0M4</b>	T18MR		18 lbs (80)	4.33" (110)	.79" (20)	.10" (2.5)	Black	1000
<b>T30MR</b>									
113-03019	<b>T30MR9C2</b>	T30MR	# 8 screw	30 lbs (135)	6.30" (160)	1.26" (32)	.14" (3.5)	Natural	100
113-00036	<b>T30MR9M4</b>	T30MR		30 lbs (135)	6.30" (160)	1.26" (32)	.14" (3.5)	Natural	1000
113-03010	<b>T30MR0C2</b>	T30MR		30 lbs (135)	6.30" (160)	1.26" (32)	.14" (3.5)	Black	100
113-03011	<b>T30MR0M4</b>	T30MR		30 lbs (135)	6.30" (160)	1.26" (32)	.14" (3.5)	Black	1000
<b>T50MR</b>									
113-05004	<b>T50MR9C2</b>	T50MR	# 10 screw	50 lbs (225)	8.46" (215)	1.77" (45)	.18" (4.6)	Natural	100
113-05007	<b>T50MR9M4</b>	T50MR		50 lbs (225)	8.46" (215)	1.77" (45)	.18" (4.6)	Natural	1000
113-05000	<b>T50MR0C2</b>	T50MR		50 lbs (225)	8.46" (215)	1.77" (45)	.18" (4.6)	Black	100
113-05002	<b>T50MR0M4</b>	T50MR		50 lbs (225)	8.46" (215)	1.77" (45)	.18" (4.6)	Black	1000
<b>T50MI</b>									
113-00032	<b>T50MI9C2</b>	T50MI	# 10 screw	50 lbs (225)	12.40" (315)	3.35" (85)	.19" (4.7)	Natural	100
113-00033	<b>T50MI9M4</b>	T50MI		50 lbs (225)	12.40" (315)	3.35" (85)	.19" (4.7)	Natural	1000
113-00038	<b>T50MI0C2</b>	T50MI		50 lbs (225)	12.40" (315)	3.35" (85)	.19" (4.7)	Black	100
113-00031	<b>T50MI0M4</b>	T50MI		50 lbs (225)	12.40" (315)	3.35" (85)	.19" (4.7)	Black	1000
<b>T50ML</b>									
113-05419	<b>T50ML9C2</b>	T50ML	# 10 screw	50 lbs (225)	15.35" (390)	4.00" (100)	.18" (4.6)	Natural	100
113-05403	<b>T50ML9M4</b>	T50ML		50 lbs (225)	15.35" (390)	4.00" (100)	.18" (4.6)	Natural	1000
113-00007	<b>T50ML0C2</b>	T50ML		50 lbs (225)	15.35" (390)	4.00" (100)	.18" (4.6)	Black	100
113-00035	<b>T50ML0M4</b>	T50ML		50 lbs (225)	15.35" (390)	4.00" (100)	.18" (4.6)	Black	1000
<b>T120MR</b>									
113-12029	<b>T120MR9K2</b>	T120MR	# 1/4" screw	120 lbs (535)	15.55" (395)	4.02" (102)	.30" (7.6)	Natural	50
113-00018	<b>T120MR9H4</b>	T120MR		120 lbs (535)	15.55" (395)	4.02" (102)	.30" (7.6)	Natural	500
113-12020	<b>T120MR0K2</b>	T120MR		120 lbs (535)	15.55" (395)	4.02" (102)	.30" (7.6)	Black	50
113-00011	<b>T120MR0H4</b>	T120MR		120 lbs (535)	15.55" (395)	4.02" (102)	.30" (7.6)	Black	500

Installation tools - EVO7, MK7HT, MK7P, MK9, MK9HT, MK9P. Dimensions are approximate and subject to technical changes. Use **Part No.** for ordering and **Type** for specification purposes.

### Fir Tree Mount and Cable Tie Assemblies

HellermannTyton's fir tree mounts provide a secure grip in a mounting hole and protect against dirt and other impurities. The mount can slide along the strap of the tie for proper orientation. The fir tree mounts are designed to provide a low insertion force and high extraction force. These mounts are sold as an assembly with the cable tie.



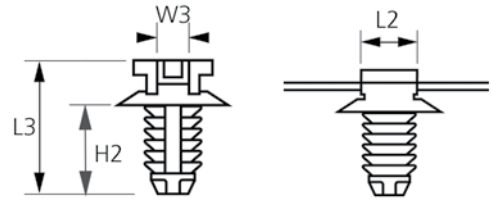
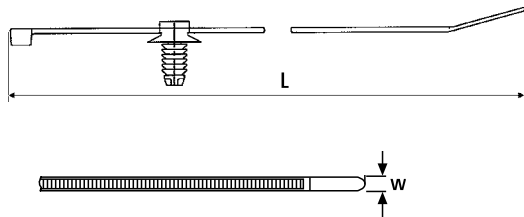
Material Data - All Cable Ties/ FT4, FT7, FT8 and FT10 Mounts

Material	Polyamide 6.6 heat stabilized (PA66HS)
Operating Temperature	-40 °F to +221 °F (-40 °C to +105 °C)
Color	Black
Flammability	UL94 V2



Material Data - FT5, FT6 and FT6LG Mounts

Material	Polyamide 6.6 impact modified, heat stabilized, UV resistant (PA66HIRHS)
Operating Temperature	-40 °F to +230 °F (-40 °C to +110 °C)
Color	Black
Flammability	UL94 HB

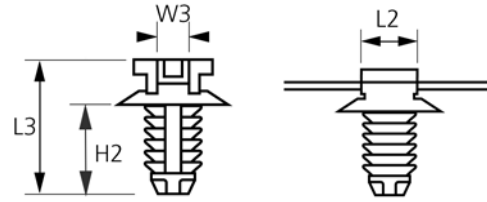
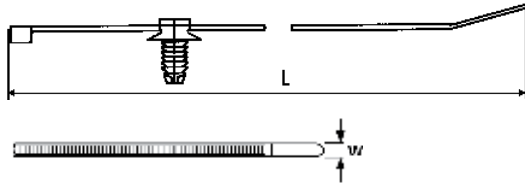


Product Selection

Article No.	Part No.	Type	Min. Tensile Strength (N)	Max. Ø Bundle in. (mm)	Cable Tie		Mount					Pkg. Qty.
					Length (L) in. (mm)	Width (W) in. (mm)	Disc Ø in. (mm)	Length (L2) in. (mm)	Length (L3) in. (mm)	Width (W3) in. (mm)	Height (H2) in. (mm)	
<b>FT4 – Mounting Hole Ø: .13" - .16" (3.3 – 4.0mm) - Panel Thickness: .04" - .118" (1.0 – 3.0mm)</b>												
156-00953	<b>156-00953</b>	T30RFT4	30 lbs (135)	1.38" (35)	5.8" (148)	.14" (3.6)	.51" (13.0)	.33" (8.5)	.46" (11.8)	.20" (5.0)	.22" (5.6)	500
<b>FT5 - Mounting Hole Ø: .177" - .197" (4.5-5.0mm) - Panel Thickness: .028" - .193" (0.7 - 3.0mm)</b>												
150-55850	<b>150-55850</b>	T30RFT5	30 lbs (135)	1.38" (35)	5.8" (148)	.14" (3.6)	.63" (16.0)	.46" (11.6)	.52" (13.2)	.20" (5)	.27" (6.9)	500
156-00025	<b>156-00025</b>	T50RFT5	50 lbs (225)	1.75" (44.5)	8" (203.2)	.18" (4.6)	.63" (16.0)	.46" (11.6)	.52" (13.2)	.20" (5)	.27" (6.9)	500
<b>FT6 - Mounting Hole Ø: .252" - .28" (6.4-7.1mm) - Panel Thickness: .028" - .193" (0.75 - 3.0mm)</b>												
150-77940	<b>150-77940</b>	T30RFT6	30 lbs (135)	1.38" (35)	5.8" (148)	.14" (3.6)	.63" (16.0)	.46" (11.6)	.54" (13.8)	.20" (5)	.295" (7.5)	500
156-00156	<b>156-00156</b>	T50SFT6	50 lbs (225)	1.38" (35)	6.3" (160)	.18" (4.6)	.63" (16.0)	.46" (11.6)	.54" (13.8)	.20" (5)	.295" (7.5)	500
156-00157	<b>156-00157</b>	T50RFT6	50 lbs (225)	1.75" (44.5)	8" (203.2)	.18" (4.6)	.63" (16.0)	.46" (11.6)	.54" (13.8)	.20" (5)	.295" (7.5)	500
156-00066	<b>156-00066</b>	T50LFT6	50 lbs (225)	4.33" (110)	15" (380)	.18" (4.7)	.63" (16)	.46" (11.6)	.54" (13.8)	.20" (5)	.295" (7.5)	500

Installation tools - EVO7, MK7HT, MK7P, MK9, MK9HT, MK9P. Dimensions are approximate and subject to technical changes. Use **Part No.** for ordering and **Type** for specification purposes.

**Fir Tree Mount and Cable Tie Assemblies *continued***



Product Selection

Article No.	Part No.	Type	Min. Tensile Strength lbs. (N)	Max. Ø Bundle in. (mm)	Cable Tie		Mount					Pkg. Qty.
					Length (L) in. (mm)	Width (W) in. (mm)	Disc Ø in. (mm)	Length (L2) in. (mm)	Length (L3) in. (mm)	Width (W3) in. (mm)	Height (H2) in. (mm)	
<b>FT6LG - Mounting Hole Ø: .256" - .276" (6.4-7.1mm) - Panel Thickness: .03" - .24" (0.75 - 6.0mm)</b>												
150-31090	<b>150-31090</b>	T30RFT6LG	30 lbs (135)	1.38" (35)	5.8" (148)	.14" (3.6)	.63" (16)	.46" (11.6)	.69" (17.5)	.19" (5)	.44" (11.1)	500
150-31093	<b>150-31093</b>	T50SFT6LG	50 lbs (225)	1.38" (35)	6.3" (160)	.18" (4.6)	.63" (16)	.46" (11.6)	.69" (17.5)	.19" (5)	.44" (11.1)	500
150-31091	<b>150-31091</b>	T50RFT6LG	50 lbs (225)	1.75" (44)	8" (203.2)	.18" (4.6)	.63" (16)	.46" (11.6)	.69" (17.5)	.19" (5)	.44" (11.1)	500
156-00054	<b>156-00054</b>	T50IFT6LG	50 lbs (225)	3.35" (85)	11.8" (300)	.18" (4.6)	.63" (16)	.46" (11.6)	.69" (17.5)	.19" (5)	.44" (11.1)	500
<b>FT7 - Mounting Hole Ø: .256" - .276" (6.5-7.0mm) - Panel Thickness: .031" - .276" (0.8 - 7.0mm)</b>												
156-00057	<b>156-00057</b>	T30RFT7	30 lbs (135)	1.38" (35)	5.8" (148)	.14" (3.6)	.63" (16)	.46" (11.6)	.75" (19)	.20" (5)	.5" (12.7)	500
156-00056	<b>156-00056</b>	T50SFT7	50 lbs (225)	1.38" (35)	6.3" (160)	.18" (4.6)	.63" (16)	.46" (11.6)	.75" (19)	.20" (5)	.5" (12.7)	500
111-85871	<b>111-85871</b>	T50RFT7	50 lbs (225)	1.75" (44)	8" (203.2)	.18" (4.6)	.63" (16)	.46" (11.6)	.75" (19)	.20" (5)	.5" (12.7)	500
111-05350	<b>111-05350</b>	T50IFT7	50 lbs (225)	3.35" (85)	11.8" (300)	.18" (4.6)	.63" (16)	.46" (11.6)	.75" (19)	.20" (5)	.5" (12.7)	500
156-00055	<b>156-00055</b>	T50LFT7	50 lbs (225)	4.33" (110)	15" (380)	.18" (4.7)	.63" (16)	.46" (11.6)	.75" (19)	.20" (5)	.5" (12.7)	500
<b>FT8 - Mounting Hole Ø: .3" - .31" (7.7-8.0mm) - Panel Thickness: .03" - .31" (0.8 - 8.0mm)</b>												
156-00375	<b>156-00375</b>	T30RFT8	30 lbs (135)	1.38" (35)	5.8" (148)	.14" (3.6)	.63" (16)	.47" (12.0)	.7" (17.8)	.35" (9)	.45" (11.5)	500
156-00376	<b>156-00376</b>	T50RFT8	50 lbs (225)	1.75" (44)	8" (203.2)	.18" (4.6)	.63" (16)	.47" (12.0)	.7" (17.8)	.35" (9)	.45" (11.5)	500
156-00377	<b>156-00377</b>	T50IFT8	50 lbs (225)	3.35" (81)	11.8" (300)	.18" (4.6)	.63" (16)	.47" (12.0)	.7" (17.8)	.35" (9)	.45" (11.5)	500
156-00378	<b>156-00378</b>	T50LFT8	50 lbs (225)	4.33" (110)	15" (380)	.18" (4.7)	.63" (16)	.47" (12.0)	.7" (17.8)	.35" (9)	.45" (11.5)	500
<b>FT10 - Mounting Hole Ø: .38" - .39" (9.7-10.0mm) - Panel Thickness: .031" - .236" (0.8 - 5.0mm)</b>												
156-00089	<b>156-00089</b>	T30RFT10	30 lbs (135)	1.38" (35)	5.8" (148)	.14" (3.6)	.71" (18)	.47" (12)	.75" (18.6)	.20" (5)	.48" (12.1)	500
156-00090	<b>156-00090</b>	T50SFT10	50 lbs (225)	1.38" (35)	6.3" (160)	.18" (4.6)	.71" (18)	.47" (12)	.75" (18.6)	.20" (5)	.48" (12.1)	500
156-00091	<b>156-00091</b>	T50RFT10	50 lbs (225)	1.75" (44)	8" (203.2)	.18" (4.6)	.71" (18)	.47" (12)	.75" (18.6)	.20" (5)	.48" (12.1)	500
156-00092	<b>156-00092</b>	T50IFT10	50 lbs (225)	3.35" (81)	11.8" (300)	.18" (4.6)	.71" (18.0)	.47" (12)	.75" (18.6)	.20" (5)	.48" (12.1)	500
156-00093	<b>156-00093</b>	T50LFT10	50 lbs (225)	4.33" (110)	15" (380)	.18" (4.7)	.71" (18)	.47" (12)	.75" (18.6)	.20" (5)	.48" (12.1)	500

Installation tools - EVO7, MK7HT, MK7P, MK9, MK9HT, MK9P. Dimensions are approximate and subject to technical changes. Use **Part No.** for ordering and **Type** for specification purposes.

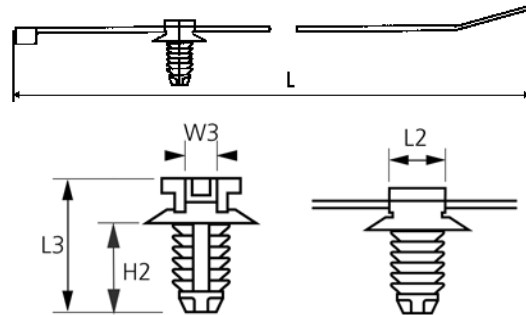


## High Temperature Fir Tree Mount and Cable Tie Assemblies

HellermannTyton's high temperature fir tree mounts and cable tie assemblies provide excellent resistance in operating temperatures up to 275°F (135°C), while still maintaining tensile and retention strength properties.



Material Data	
Material	<b>Polyamide 4.6 (PA46)</b>
Operating Temperature	<b>-40 °F to +275 °F (-40 °C to +135 °C) continuous</b>
Flammability	<b>UL94 V2</b>



Product Selection		Min. Tensile Strength lbs. (N)	Max. Ø Bundle in. (mm)	Cable Tie		Mount					Pkg. Qty.
Part No.	Type			Length (L) in. (mm)	Width (W) in. (mm)	Disc Ø in. (mm)	Length (L2) in. (mm)	Length (L3) in. (mm)	Width (W3) in. (mm)	Height (H2) in. (mm)	
<b>FT5 - Mounting Hole Ø : .177" - .197" (4.5 - 5.0mm) - Panel Thickness: .028" - .12" (0.7 - 3.0mm)</b>											
150-55948	T30RFT5	30 lbs (135)	1.34" (34)	5.9" (150)	.14" (3.6)	.63" (16)	.46" (11.6)	.52" (13.2)	.20" (5.0)	.27" (6.9)	500
<b>FT6 - Mounting Hole Ø : .25" - .28" (6.4 - 7.1mm) - Panel Thickness: .03" - .12" (0.75 - 3.0mm)</b>											
150-77938	T50RFT6	50 lbs (225)	1.8" (45)	7.87" (200)	.18" (4.6)	.63" (16)	.46" (11.6)	.54" (13.8)	.20" (5.0)	.3" (7.5)	500
156-00085	T50RO SFT6SD	50 lbs (225)	1.8" (45)	7.87" (200)	.18" (4.6)	.63" (16)	.46" (11.6)	.57" (14.5)	.21" (5.2)	.3" (7.5)	500
<b>FT6LG - Mounting Hole Ø : .25" - .28" (6.4 - 7.1mm) - Panel Thickness: .03" - .24" (0.75 - 6.0mm)</b>											
150-31098	T50RF T6LG	50 lbs (225)	1.8" (45)	7.87" (200)	.18" (4.6)	.63" (16)	.46" (11.6)	.69" (17.5)	.20" (5.0)	.44" (11.1)	500
<b>FT7HD - Mounting Hole Ø : .244" - .284" (6.2 - 7.2mm) - Panel Thickness: .03" - .276" (0.8 - 7.0mm)</b>											
156-00457	T50RF T7HD	50 lbs (225)	1.8" (45)	7.87" (200)	.18" (4.6)	.63" (16)	.46" (11.6)	.78" (19.3)	.232" (5.9)	.36" (12.4)	500
<b>FT8G - Mounting Hole Ø : .32" - .33" (8.0 - 8.5mm) - Panel Thickness: .06" - .16" (1.5 - 4.0mm)</b>											
156-00235	T50RF T8GSD	50 lbs (225)	1.8" (45)	7.87" (200)	.18" (4.6)	.63" (16)	.46" (11.6)	.68" (17.2)	.24" (6.0)	.18" (4.6)	500

Installation tools - EVO7, MK7HT, MK7P, MK9, MK9HT, MK9P. Dimensions are approximate and subject to technical changes. Use **Part No.** for ordering and **Type** for specification purposes.

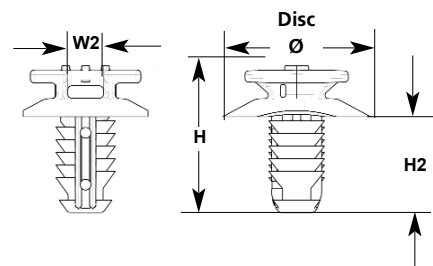
### Fir Tree Mount For Automatic Cable Tie Tool System

Engineered for use with HellermannTyton's automatic cable tie tool systems, this fir tree mount has an anti-rotational design and features a low insertion force and high extraction force. For more information on automatic tool systems, see page 88.

Material Data	
Material	Polyamide 6.6 impact modified, heat stabilized, UV resistant (PA66HIRHS)
Color	Black
Operating Temperature	-40 °F to +230 °F (-40 °C to +110 °C) continuous
Flammability	UL94 HB



Product Selection							
Article No.	Part No.	Type	Disc Ø in. (mm)	Width (W2) in. (mm)	Height (H) in. (mm)	Height (H2) in. (mm)	Pkg. Qty.
<b>FT7AT - Mounting Hole Ø: .24" - .28" (6.0 - 7.0mm) - Panel Thickness: .03" - .276" (0.8 - 7.0mm)</b>							
151-00492	<b>151-00492</b>	FT7AT	.73" (18.6)	.18" (4.5)	.72" (18.34)	.47" (11.9)	100

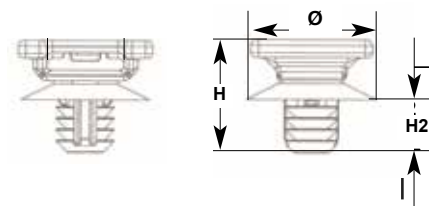
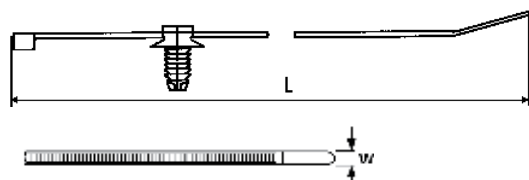


Installation tools - EVO7, MK7HT, MK7P, MK9, MK9HT, MK9P. Dimensions are approximate and subject to technical changes. Use **Part No.** for ordering and **Type** for specification purposes.

### Heavy Duty Fir Tree Mounts and Cable Tie Assemblies

The FT7HD, is a heavy duty alternative to HellermannTyton's standard FT7 mount and cable tie assembly. The H profile of the mount offers durability and the assembly is available with a 50 lb. cable tie in 8" and 11.8" lengths.

Material Data	
Material	Polyamide 6.6 impact modified, heat stabilized, UV resistant (PA66HIRHS)
Color	Black
Operating Temperature	-40 °F to +230 °F (-40 °C to +110 °C) continuous
Flammability	UL94 HB



Product Selection											
Article No.	Part No.	Type	Min. Tensile Strength lbs. (N)	Max. Ø Bundle in. (mm)	Cable Tie		Mount				Pkg. Qty.
					Length (L) in. (mm)	Width (W) in. (mm)	Disc Ø in. (mm)	Width (W2) in. (mm)	Height (H) in. (mm)	Height (H2) in. (mm)	
<b>FT7HD - Mounting Hole Ø: .24" - .28" (6.2 - 7.2mm) - Panel Thickness: .03" - .276" (0.8 - 7.0mm)</b>											
156-00329	<b>156-00329</b>	T50RFT7HD	50 lbs (225)	1.75" (44)	8" (203.2)	.18" (4.6)	.85" (21.6)	.232" (5.9)	.78" (19.8)	.36" (12.4)	500
156-00282	<b>156-00282</b>	T50LFT7HD	50 lbs (225)	3.35" (85)	11.8" (300)	.18" (4.6)					

Installation tools - EVO7, MK7HT, MK7P, MK9, MK9HT, MK9P. Dimensions are approximate and subject to technical changes. Use **Part No.** for ordering and **Type** for specification purposes.

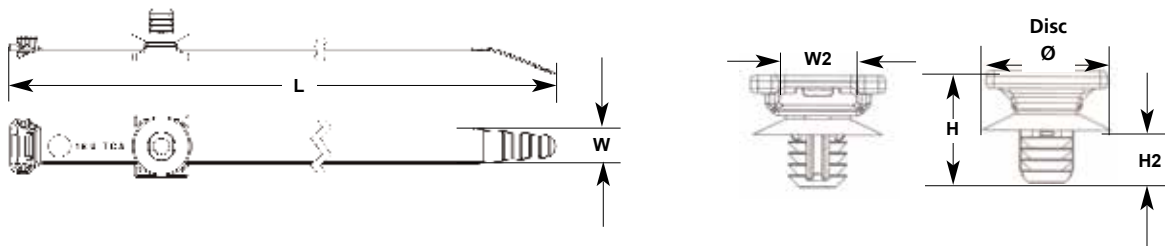
### Heavy Duty Fir Tree Mounts and Cable Tie Assemblies *continued*

Designed specifically for 120 - 250 lb. cable ties, the heavy duty fir tree mounts are optimized for up to 3 to 1 extraction versus insertion force. The "H" profile provides a broad surface contact to minimize the pinching of bundles and will easily hold bundles ranging from 3/8" to 3". Heavy duty fir tree mounts are equipped with a friction tab that will hold the tie in the mount, allowing them to be preassembled prior to installation. These mounts are sold as an assembly with the cable tie.

Material Data-Fir Tree Mount and WSS, WSI, WSR Cable Ties	
Material	<b>Polyamide 6.6 impact modified, heat stabilized, UV resistant (PA66HIRHS)</b>
Color	<b>Black</b>
Operating Temperature	<b>-40 °F to +230 °F (-40 °C to +110 °C) continuous</b>
Flammability	<b>UL94 HB</b>



Material Data - T120R Cable Tie	
Material	<b>Polyamide 6.6 heat stabilized (PA66HS)</b>
Color	<b>Black</b>
Operating Temperature	<b>-40 °F to +221 °F (-40 °C to +105 °C) continuous</b>
Flammability	<b>UL94 HB</b>



Product Selection

Article No.	Part No.	Type	Min. Tensile Strength lbs. (N)	Max. Ø Bundle in. (mm)	Cable Tie		Mount				Pkg. Qty.
					Length (L) in. (mm)	Width (W) in. (mm)	Disc Ø in. (mm)	Width (W2) in. (mm)	Height (H) in. (mm)	Height (H2) in. (mm)	
<b>FT9A - Mounting Hole Ø: .343" - .363" (8.75 - 9.25mm) - Panel Thickness: .04" - .26" (1.0 - 6.5mm)</b>											
156-00067	156-00067	T120RFT9A	120 lbs (534)	4" (101.6)	15.25" (387.4)	.30" (7.6)	.85" (21.6)	.51" (13)	.75" (19.1)	.36" (9)	100
156-00068	156-00068	WSSFT9A	120 lbs (534)	2.25" (57.1)	9" (228.6)	.50" (12.7)	.85" (21.6)	.51" (13)	.75" (19.1)	.36" (9)	100
156-00069	156-00069	WSIFT9A	120 lbs (534)	3.25" (82.5)	12" (304.8)	.50" (12.7)	.85" (21.6)	.51" (13)	.75" (19.1)	.36" (9)	100
156-00070	156-00070	WSRFT9A	120 lbs (534)	4.13" (104.8)	15" (381)	.50" (12.7)	.85" (21.6)	.51" (13)	.75" (19.1)	.36" (9)	100

Installation tools - EVO7, MK7HT, MK7P, MK9, MK9HT, MK9P. Dimensions are approximate and subject to technical changes. Use **Part No.** for ordering and **Type** for specification purposes.

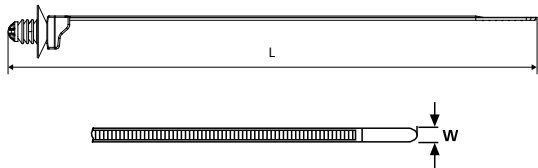
Product Selection

Article No.	Part No.	Type	Min. Tensile Strength lbs. (N)	Max. Ø Bundle in. (mm)	Cable Tie		Mount				Pkg. Qty.
					Length (L) in. (mm)	Width (W) in. (mm)	Disc Ø in. (mm)	Width (W2) in. (mm)	Height (H) in. (mm)	Height (H2) in. (mm)	
<b>FT9B - Mounting Hole Ø: .343" - .363" (8.75 - 9.25mm) - Panel Thickness: .04" - .62" (1.0 - 15.8 mm)</b>											
156-00071	156-00071	T120RFT9B	120 lbs (534)	4" (101.6)	15.25" (387.4)	.30" (7.6)	.85" (21.6)	.51" (13)	1.12" (28.4)	.73" (18.4)	100
156-00072	156-00072	WSSFT9B	120 lbs (534)	2.25" (57.1)	9" (228.6)	.50" (12.7)	.85" (21.6)	.51" (13)	1.12" (28.4)	.73" (18.4)	100
156-00074	156-00074	WSRFT9B	120 lbs (534)	4.13" (104.8)	15" (381)	.50" (12.7)	.85" (21.6)	.51" (13)	1.12" (28.4)	.73" (18.4)	100

Installation tools - EVO7, MK7HT, MK7P, MK9, MK9HT, MK9P. Dimensions are approximate and subject to technical changes. Use **Part No.** for ordering and **Type** for specification purposes.

### Cable Tie with Fir Tree Mount

This fir tree mount tie provides a low insertion force with a high extraction force. The outside serrations present a smooth surface to the cables preventing damage to the insulation. The unique head design allows the cable tie to firmly hold bundles as small as .06" diameter and the disc offers added water protection.



Material Data	
Material	<b>Polyamide 6.6 heat stabilized (PA66HS)</b>
Operating Temperature	<b>-40 °F to +257 °F (-40 °C to +125 °C) continuous</b>
Flammability	<b>UL94 V2</b>

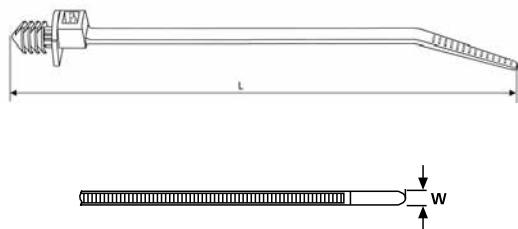


Product Selection										
Article No.	Part No.	Type	Min. Tensile Strength	Mounting Hole Ø	Panel Thickness	Length (L)	Max. Ø Bundle	Width (W)	Color	Pkg. Qty.
			lbs. (N)	in. (mm)	in. (mm)	in. (mm)	in. (mm)	in. (mm)		
157-00108	<b>157-00108</b>	T50SOSFT6E2	40 lbs (180)	.248 - .275" (6.3 - 7.0)	.02 - .16" (.06 - 4.2)	6.3" (160)	1.4" (35)	.18" (4.6)	Black	1000
157-00097	<b>157-00097</b>	T50SOSFT6LG-E	40 lbs (180)	.248 - .275" (6.3 - 7.0)	.03 - .28" (.07 - 7.0)	6.5" (165)	1.4" (35)	.18" (4.6)	Black	1000
157-00140	<b>157-00140</b>	T50SOSFT6LG-E2	40 lbs (180)	.24 - .28" (6.1 - 7.0)	.02 - .32" (.6 - 8.2)	6.7" (170)	1.4" (35)	.18" (4.6)	Black	1000
157-00072	<b>157-00072</b>	T50SOSFT8E	40 lbs (180)	.31 - .33" (8.0 - 8.5)	.02 - .24" (.6 - 6.0)	6.4" (163)	1.4" (35)	.18" (4.6)	Black	1000

Installation tools - EVO7, MK7HT, MK7P, MK9, MK9HT, MK9P. Dimensions are approximate and subject to technical changes. Use **Part No.** for ordering and **Type** for specification purposes.

### Fir Tree Push Mount Ties

Fir tree design grips to the inside of a hole. They can be used on sheet metal, wood, and cast iron. Type T50RTM25E has a longer fir tree for larger panel thicknesses.



Material Data	
Material	<b>Polyamide 6.6 heat stabilized (PA66HS)</b>
Operating Temperature	<b>-40 °F to +221 °F (-40 °C to +105 °C) continuous</b>
Flammability	<b>UL94 V2</b>



Material Data	
Material	<b>Polyamide 6.6 impact modified, heat stabilized, UV resistant (PA66HIRHS)</b>
Operating Temperature	<b>-40 °F to +230 °F (-40 °C to +110 °C) continuous</b>
Flammability	<b>UL94 HB</b>


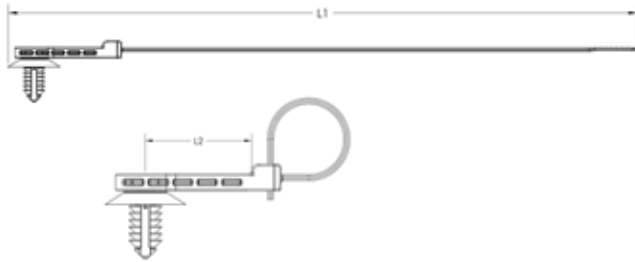


Product Selection										
Article No.	Part No.	Type	Min. Tensile Strength	Mounting Hole Ø	Panel Thickness	Length (L)	Max. Ø Bundle	Width (W)	Color	Pkg. Qty.
			lbs. (N)	in. (mm)	in. (mm)	in. (mm)	in. (mm)	in. (mm)		
<b>Heat Stabilized Material</b>										
126-03501	<b>T50RTM250HSM4</b>	T50RTM25	50 lbs (225)	.25" - .26" (6.5 - 6.6)	.052" - .28" (1.32 - 7.0)	8.27" (210)	1.97"(50.0)	.19" (4.7)	Black	1000
<b>Impact Modified Heat Stabilized, UV Resistant Material</b>										
126-03504	<b>T50RTM25E8HM4</b>	T50RTM25E	50 lbs (225)	.25" - .26" (6.5 - 6.6)	.09" - .55" (2.3 - 13.94)	8.43" (214)	1.97"(50.0)	.19" (4.7)	Gray	1000

Installation tools - EVO7, MK7HT, MK7P, MK9, MK9HT, MK9P. Dimensions are approximate and subject to technical changes. Use **Part No.** for ordering and **Type** for specification purposes.

### Offset Fir Tree Cable Ties

The Offset Cable Ties route and position wire and cable bundles away from a mounting hole. The offset bar between the fir tree and cable tie strap provides a robust and cored-out design to eliminate any potential bending of the wire or cable assembly once installed. The combination of 12.5mm and 25.0mm offset distances and various fir tree sizes offer coverage for a majority of industry offset routing applications. The outside serrations of the tie strap present a smooth surface to the cables preventing any possible damage to soft or delicate bundles.



Material Data	
Material	<b>Polyamide 6.6 impact modified, heat stabilized, UV resistant (PA66HIRHS)</b>
Operating Temperature	<b>-40 °F to +230 °F (-40 °C to +110 °C) continuous</b>
Flammability	<b>UL94 HB</b>



#### Product Selection

Article No.	Part No.	Type	Min. Tensile Strength	Mounting Hole Ø	Length (L1)	Length (L2)	Max. Ø Bundle	Color	Pkg. Qty.
			lbs. (N)	in. (mm)	in. (mm)	in. (mm)	in. (mm)		
157-00118	<b>157-00118</b>	T50ROSFTM6SO12.5A	50 lbs (225)	6mm Threaded	8.5" (215.5)	0.5" (12.5)	1.97" (50)	Gray	500
157-00130	<b>157-00130</b>	T50ROSFT6SO12.5A	50 lbs (225)	0.24 - 0.28" (6.1-7.0)	8.5" (215.5)	0.5" (12.5)	1.97" (50)	Gray	500
157-00119	<b>157-00119</b>	T50ROSFT6SO25A	50 lbs (225)	0.24 - 0.28" (6.1-7.0)	9.0" (230.0)	1.0" (25.0)	1.97" (50)	Gray	500
157-00120	<b>157-00120</b>	T50ROSFT8SO25A	50 lbs (225)	0.30 - 0.33" (7.6-8.4)	9.0" (230.0)	1.0" (25.0)	1.97" (50)	Gray	500

Dimensions are approximate and subject to technical changes. Use **Part No.** for ordering and **Type** for specification purposes.

### Oval Fir Tree Cable Ties

These cable ties feature a fir tree mount that has an innovative four-sided 360° branch design that offers full interference for a wide range of oval hole applications. This industry-first design allows for one part to be used across multiple hole diameters, and delivers cost savings through part consolidation. The clamp rails along the inside of the cable tie strap increase the grip around bundles, lowering the potential for lateral cable bundle movement.



Material Data	
Material	<b>Polyamide 6.6 impact modified, heat stabilized, UV resistant (PA66HIRHS)</b>
Operating Temperature	<b>-40 °F to +230 °F (-40 °C to +110 °C) continuous</b>
Flammability	<b>UL94 HB</b>



Material Data	
Material	<b>Polyamide 6.6 heat stabilized (PA66HS)</b>
Operating Temperature	<b>-40 °F to +221 °F (-40 °C to +105 °C) continuous</b>
Flammability	<b>UL94 V2</b>



Material Data	
Material	<b>Polyamide 4.6 (PA46)</b>
Operating Temperature	<b>-40 °F to +275 °F (-40 °C to +135 °C) continuous</b>
Flammability	<b>UL94 V2</b>



Product Selection									
Article No.	Part No.	Type	Min.Tensile Strength	*Mounting Hole Ø	Length (L1)	Max. Bundle Ø	Material	Pkg. Qty.	
			lbs. (N)	in. (mm)	in. (mm)	in. (mm)			
157-00143	<b>157-00143</b>	T50SOSFTOVALU	50 lbs (225)	6.2x12.2mm	6.6" (168)	1.38" (35)	PA66HS	500	
157-00142	<b>157-00142</b>	T50ROSFTOVALU	50 lbs (225)	6.5x12.5mm	8.6" (219)	1.97" (50)	PA66HIRHS	500	
157-00157	<b>157-00157</b>	T50ROSFTOVALU	50 lbs (225)	6.5x13.0mm 7.0x12.0mm	8.6" (219)	1.97" (50)	PA46	500	

\*Each oval fir tree cable ties fit all four mounting hole diameters. Dimensions are approximate and subject to technical changes. Use **Part No.** for ordering and **Type** for specification purposes.

### Fir Tree Cable Tie for 6mm Threaded Holes

Ideal for use in applications where the ease of insertion and the difficulty of extraction is a primary concern, this fastening device provides for both a low insertion and high extraction force in 6mm threaded mounting holes. This cable tie with fir tree mount features a low-profile head that delivers compact bundling by securing the bundle near the threaded hole. The fir tree functions to spiral downward in a stairwell fashion to provide perfect alignment with the pitch of the threads in the hole. The clamp rails along the inside of the cable tie strap enhance the hold around bundles, lowering the potential for lateral cable bundle movement.



Material Data	
Material	<b>Polyamide 4.6 (PA46)</b>
Operating Temperature	<b>-40 °F to +275 °F (-40 °C to +135 °C) continuous</b>
Flammability	<b>UL94 V2</b>



Material Data	
Material	<b>Polyamide 6.6 impact modified, heat stabilized, UV resistant (PA66HIRHS)</b>
Operating Temperature	<b>-40 °F to +230 °F (-40 °C to +110 °C) continuous</b>
Flammability	<b>UL94 HB</b>



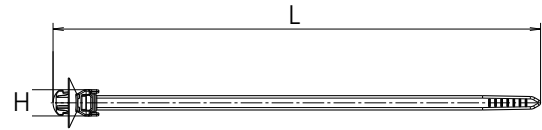
Product Selection									
Article No.	Part No.	Type	Min. Tensile Strength	Mounting Hole Ø	Length (L1)	Max. Bundle Ø	Material	Color	Pkg. Qty.
			lbs. (N)	in. (mm)	in. (mm)	in. (mm)			
157-00112	<b>157-00112</b>	T50ROSFTQM6	50 lbs (225)	6mm Threaded	8.6" (219)	1.97" (50)	PA66HIRHS	Black	500
157-00144	<b>157-00144</b>	T50ROSFTQM6	50 lbs (225)	6mm Threaded	8.6" (219)	1.97" (50)	PA46	Brown	500

Dimensions are approximate and subject to technical changes. Use **Part No.** for ordering and **Type** for specification purposes.

### Domed Low Profile Push Mount Ties

The low profile push mount design provides an overall shortened length which assists in limiting protrusion on the opposing side of application surfaces. The rounded tip of the mount allows for a smoother surface in case of contact with surrounding components or human touch during service. The dome provides a tight, rattle-free installation and the outside serrated strap has ribs designed for convoluted tubing. The dome also acts as a seal to keep out dust and liquid.

Material Data	
Material	Polyamide 6.6 heat stabilized (PA66HS)
Operating Temperature	-40 °F to +221 °F (-40 °C to +105 °C) continuous
Flammability	UL94 V2



Product Selection		Type	Min. Tensile Strength	Mounting Hole Ø	Panel Thickness	Length (L)	Max. Ø Bundle	Width (W)	Color	Pkg. Qty.
Article No.	Part No.		lbs. (N)	in. (mm)	in. (mm)	in. (mm)	in. (mm)	in. (mm)		
126-00099	126-00099	T50SOSKSFT5SE	40 (180)	.189-.205" (4.8-5.2)	.027 - .051" (.70 - 1.3)	6.2" (156)	1.38" (35.0)	.18" (4.6)	Black	1000
126-00075	126-00075	T50SOSKSFT5.4E	50 (225)	.205-.220" (5.2-5.6)	.027 - .051" (.70 - 1.3)	6.2" (156)	1.38" (35.0)	.18" (4.6)	Black	500
126-00081	126-00081	T50SOSKSFT65E	40 (180)	.248-.264" (6.3-6.7)	.027 - .051" (.70 - 1.3)	6.2" (156)	1.38" (35.0)	.18" (4.6)	Black	500
126-00086	126-00086	T50SOSSFT6.5S2-E	50 (225)	.25-.26" (6.3-6.7)	.06 - .09" (1.7 - 2.3)	6.2" (156)	1.38" (35.0)	.18" (4.6)	Black	500

Installation tools - EVO7, MK7HT, MK7P, MK9, MK9HT, MK9P. Dimensions are approximate and subject to technical changes. Use **Part No.** for ordering and **Type** for specification purposes.

### Domed Push Mount Ties

The domed head tie provides a tight, rattle-free installation. The dome also acts as a seal to keep out dust and liquid.

Material Data	
Material	Polyamide 6.6 heat stabilized (PA66HS)
Operating Temperature	-40 °F to +221 °F (-40 °C to +105 °C) continuous
Flammability	UL94 V2



Product Selection		Type	Min. Tensile Strength	Mounting Hole Ø	Panel Thickness	Length (L)	Max. Ø Bundle	Width (W)	Color	Pkg. Qty.
Article No.	Part No.		lbs. (N)	in. (mm)	in. (mm)	in. (mm)	in. (mm)	in. (mm)		
111-85350	111-85350	T50SD6	50lbs. (225)	.25 - .30" (6.3 - 7.5)	.023 - .047" (.06 - 1.2)	6.3" (160)	1.22" (31)	1.22" (5.1)	Black	500
126-00015	126-00015	T50SDOP	50lbs. (225)	.25 - .48" (6.2 - 12.2)	.028 - .079" (0.7 - .028)	6.3" (160)	1.18" (30)	1.97" (5.0)	Black	500
126-02300	126-02300	T50SSTS	50lbs. (225)	.24 - .255" (6.1 - 6.5)	.027 - .059" (0.7 - .15)	6.7" (170)	1.22" (31)	.18" (4.6)	Natural	1000
111-85850	111-85850	T50MD7	50lbs. (225)	.267 - .283" (6.8 - 7.2)	.05 - .08" (1.2 - 2.0)	8.9" (225)	2.3" (59)	.2" (5)	Black	100

Installation tools - EVO7, MK7HT, MK7P, MK9, MK9HT, MK9P. Dimensions are approximate and subject to technical changes. Use **Part No.** for ordering and **Type** for specification purposes.

### Push Mount Ties

One-piece, all plastic ties for quick, simple cable mounting.



Material Data	
Material	<b>Polyamide 6.6 (PA66)</b>
Operating Temperature	<b>-40 °F to +185 °F (-40 °C to +85 °C) continuous</b>
Flammability	<b>UL94 V2</b>



Product Selection

Article No.	Part No.	Type	Min. Tensile Strength		Mounting Hole Ø	Panel Thickness	Length (L)	Max. Ø Bundle	Width (W)	Color	Pkg. Qty.
			lbs.	(N)	in. (mm)	in. (mm)	in. (mm)	in. (mm)	in. (mm)		
<b>T30RSF</b>											
111-85603	<b>T30RSF9C2</b>	T30RSF(U)	30 lbs	(135)	.19" - .22" (4.76-5.59)	.04" - .09" (0.9-2.36)	6.34" (161)	1.25" (31.8)	.14" (3.6)	Natural	100
126-00704	<b>T30RSF9M4</b>	T30RSF(U)	30 lbs	(135)	.19" - .22" (4.76-5.59)	.04" - .09" (0.9-2.36)	6.34" (161)	1.25" (31.8)	.14" (3.6)	Natural	1000
126-00700	<b>T30RSF0C2</b>	T30RSF(U)	30 lbs	(135)	.19" - .22" (4.76-5.59)	.04" - .09" (0.9-2.36)	6.34" (161)	1.25" (31.8)	.14" (3.6)	Black	100
126-00702	<b>T30RSF0M4</b>	T30RSF(U)	30 lbs	(135)	.19" - .22" (4.76-5.59)	.04" - .09" (0.9-2.36)	6.34" (161)	1.25" (31.8)	.14" (3.6)	Black	1000
<b>T50SSF</b>											
126-00043	<b>126-00043</b>	T50SSF	50 lbs	(225)	.25" - .28" (6.4-7.1)	.04" - .14" (1.0-3.56)	6.26" (159)	1.38" (35)	.19" (4.7)	Natural	100
126-00044	<b>126-00044</b>	T50SSF	50 lbs	(225)	.25" - .28" (6.4-7.1)	.04" - .14" (1.0-3.56)	6.26" (159)	1.38" (35)	.19" (4.7)	Natural	1000
126-00045	<b>126-00045</b>	T50SSF	50 lbs	(225)	.25" - .28" (6.4-7.1)	.04" - .14" (1.0-3.56)	6.26" (159)	1.38" (35)	.19" (4.7)	Black	100
126-00046	<b>126-00046</b>	T50SSF	50 lbs	(225)	.25" - .28" (6.4-7.1)	.04" - .14" (1.0-3.56)	6.26" (159)	1.38" (35)	.19" (4.7)	Black	1000
<b>T50RSF</b>											
111-85789	<b>T50RSF9C2</b>	T50RSF(U)	50 lbs	(225)	.25" - .28" (6.4-7.1)	.04" - .14" (1.0-3.56)	8.27" (210)	1.73" (44)	.19" (4.7)	Natural	100
126-01011	<b>T50RSF9M4</b>	T50RSF(U)	50 lbs	(225)	.25" - .28" (6.4-7.1)	.04" - .14" (1.0-3.56)	8.27" (210)	1.73" (44)	.19" (4.7)	Natural	1000
126-01003	<b>T50RSF0C2</b>	T50RSF(U)	50 lbs	(225)	.25" - .28" (6.4-7.1)	.04" - .14" (1.0-3.56)	8.27" (210)	1.73" (44)	.19" (4.7)	Black	100
126-01004	<b>T50RSF0M4</b>	T50RSF(U)	50 lbs	(225)	.25" - .28" (6.4-7.1)	.04" - .14" (1.0-3.56)	8.27" (210)	1.73" (44)	.19" (4.7)	Black	1000

Installation tools - EVO7, MK7HT, MK7P, MK9, MK9HT, MK9P. Dimensions are approximate and subject to technical changes. Use **Part No.** for ordering and **Type** for specification purposes.



### Wing Push Mount Ties

Wing design helps stabilize the tie in high vibration applications. They can be used on sheet metal, wood, and cast iron.

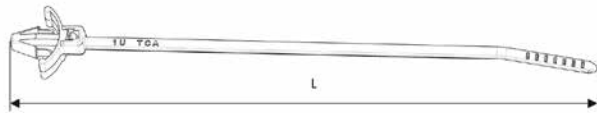
Material Data	
Material	<b>Polyamide 6.6 (PA66)</b>
Operating Temperature	<b>-40 °F to +185 °F (-40 °C to +85 °C) continuous</b>
Flammability	<b>UL94 V2</b>



Material Data	
Material	<b>Polyamide 6.6 impact modified, Heat Stabilized, UV Resistant (PA66HIRHS)</b>
Operating Temperature	<b>-40 °F to +230 °F (-40 °C to +110 °C) continuous</b>
Flammability	<b>UL94 HB</b>



Material Data	
Material	<b>Polyamide 6.6 heat stabilized (PA66HS)</b>
Operating Temperature	<b>-40 °F to +221 °F (-40 °C to +105 °C) continuous</b>
Flammability	<b>UL94 V2</b>



#### Product Selection

Article No.	Part No.	Type	Min. Tensile Strength	Mounting Hole Ø	Panel Thickness	Length (L)	Max. Ø Bundle	Width (W)	Color	Material	Pkg. Qty.
			lbs. (N)	in. (mm)	in. (mm)						
<b>T18RWPM</b>											
126-00041	<b>126-00041</b>	T18RWPM	18 lbs (80)	.19" - .22" (4.76-5.59)	.07" - .13" (1.85 - 3.18)	4.45" (113)	.87" (22)	.10" (2.5)	Natural	PA66	100
126-00603	<b>T18RWPM9M4</b>	T18RWPM	18 lbs (80)	.19" - .22" (4.76-5.59)	.07" - .13" (1.85 - 3.18)	4.45" (113)	.87" (22)	.10" (2.5)		PA66	1000
126-00042	<b>126-00042*</b>	T18RWPM	18 lbs (80)	.19" - .22" (4.76-5.59)	.07" - .13" (1.85 - 3.18)	4.45" (113)	.87" (22)	.10" (2.5)	Black	PA66HS	1000
<b>T50SSFMM</b>											
126-00049	<b>126-00049</b>	T50SSFMM	50 lbs (225)	.24" - .26" (6.0 - 6.6)	.03" - .12" (.7 - 3.0)	6.3" (160)	1.38" (35)	.18" (4.7)	Black	PA66HIRHS	500
126-00069	<b>126-00069</b>	T50SSFMM	50 lbs (225)	.24" - .26" (6.0 - 6.6)	.03" - .12" (.7 - 3.0)	6.3" (160)	1.38" (35)	.18" (4.7)	Natural	PA66	500
<b>T50SL6</b>											
111-85469	<b>T50SL6.NN6P</b>	T50SL6	50 lbs (225)	.24" - .26" (6.1 - 6.5)	.03" - .10" (0.8 - 2.5)	6.50" (165)	1.34" (34)	.18" (4.6)	Natural	PA66	500
<b>T50SL7</b>											
111-85479	<b>T50SL7.NN6P</b>	T50SL7	50 lbs (225)	.27" - .28" (6.9 - 7.1)	.03" - .10" (0.8 - 2.5)	6.50" (165)	1.34" (34)	.18" (4.6)	Natural	PA66	500

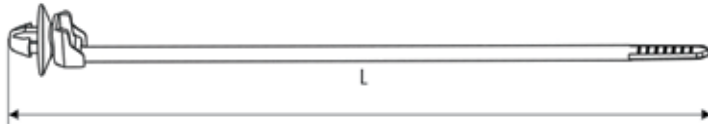
Installation tools - EVO7, MK7HT, MK7P, MK9, MK9HT, MK9P. Dimensions are approximate and subject to technical changes. Use **Part No.** for ordering and **Type** for specification purposes. UL recognition applies to T18RWPM ties. \*UL listing applies to 126-00042.

### Arrowhead Mount Ties with Seal

The arrowhead design of these ties offers a positive, low insertion force and a high extraction force. These ties feature a foam rubber seal which provides additional protection against moisture, dirt and other impurities.



Material Data	
Material	<b>Polyamide 6.6 heat stabilized (PA66HS)</b>
Operating Temperature	<b>-40 °F to +221 °F (-40 °C to +105 °C) continuous</b>
Flammability	<b>UL94 V2</b>



#### Product Selection

Article No.	Part No.	Type	Min. Tensile Strength	Mounting Hole Ø	Panel Thickness	Length (L)	Max. Ø Bundle	Width (W)	Color	Pkg. Qty.
			lbs. (N)	in. (mm)	in. (mm)					
126-03100	<b>126-03100</b>	T50SOSSFT6.5E-MD	50 lbs (225)	.25" - .26" (6.3-6.7)	.02" - .07" (0.6 - 1.8)	6.30" (160)	1.38" (35)	.18" (4.6)	Green	500
156-00264	<b>156-00264</b>	T50SOSSFT6.5E-MD	50 lbs (225)	.25" - .26" (6.3-6.7)	.02" - .07" (0.6 - 1.8)	6.30" (160)	1.38" (35)	.18" (4.6)	Black	500
126-00065*	<b>126-00065</b>	T50SOSSFT6.5E-MS-MD	50 lbs (225)	.25" - .27" (6.3-6.75)	.03" - .06" (0.7 - 1.6)	6.42" (163)	1.38" (35)	.18" (4.6)	Natural	500
156-00444	<b>156-00444</b>	T50ROSAH6MDU	50 lbs (225)	.24 - .25" (6.3 - 6.6)	.03" - .08" (0.7 - 2.1)	8.5" (216)	1.97" (50)	.20" (5.0)	Natural	500


Installation tools - EVO7, MK7HT, MK7P, MK9, MK9HT, MK9P. Dimensions are approximate and subject to technical changes. Use **Part No.** for ordering and **Type** for specification purposes.


\*Arrowhead includes a pointed mount feature to assist in puncturing through plastic sheeting and other protective films.

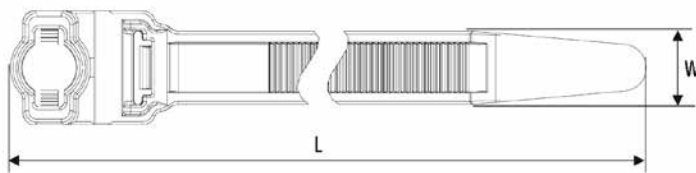
## Wide Strap Heavy Duty Stud Mount Cable Ties

The wide strap stud mount cable tie minimizes pinching on soft bundles and features a low profile head to provide compact bundling. A thinner strap provides increased flexibility for improved ergonomics. Available with a 1/4" and 3/8" stud mount, the wide strap tie utilizes a strong hinge between the stud mount and head to provide superior holding ability on a threaded stud.

- Wide strap to minimize pinching of soft hoses and convoluted tubing
- Clamping rails to increase grip on round bundles
- Wide variation of bundle diameters: .375" - 4.125" (9.5mm - 104.7mm)
- Flexible strap
- Flexible hinge
- Mount provides low insertion and high extraction forces



Material Data			
Material	<b>Polyamide 6.6 impact modified, Heat Stabilized, UV Resistant (PA66HIRHS)</b>		
Operating Temperature	<b>-40 °F to +230 °F (-40 °C to +110 °C) continuous</b>		
Flammability	<b>UL94 HB</b>		



Product Selection		Type	Min. Tensile Strength		Length (L)		Max. Ø Bundle		Width (W)		Color	Pkg. Qty.
Article No.	Part No.		lbs.	(N)	in.	(mm)	in.	(mm)	in.	(mm)		
<b>6 mm Stud Mount</b>												
157-00281	<b>157-00281</b>	WSS6MM	120	(534)	9.7	(246.4)	2.2	(57.1)	0.5	(12.7)	Black	300
157-00282	<b>157-00282</b>	WSI6MM	120	(534)	12.7	(322.6)	3.2	(82.5)	0.5	(12.7)	Black	300
157-00283	<b>157-00283</b>	WSR6MM	120	(534)	15.7	(398.8)	4.1	(104.1)	0.5	(12.7)	Black	300
<b>1/4" (6.35 mm) Stud Mount</b>												
157-00400	<b>157-00400</b>	WSS250	120	(534)	9.7	(236.0)	2.2	(57.1)	0.5	(12.7)	Black	300
157-00401	<b>157-00401</b>	WSI250	120	(534)	12.7	(322.6)	3.2	(82.5)	0.5	(12.7)	Black	300
157-00402	<b>157-00402</b>	WSR250	120	(534)	15.7	(389.0)	4.1	(104.1)	0.5	(12.7)	Black	300
<b>8 mm Stud Mount</b>												
157-00034	<b>157-00034</b>	WSS8MM	120	(534)	9.7	(246.4)	2.2	(57.1)	0.5	(12.7)	Black	300
157-00035	<b>157-00035</b>	WSI8MM	120	(534)	12.7	(322.6)	3.2	(82.5)	0.5	(12.7)	Black	300
157-00036	<b>157-00036</b>	WSR8MM	120	(534)	15.7	(398.8)	4.1	(104.1)	0.5	(12.7)	Black	300
<b>3/8" (9.25 mm) Stud Mount</b>												
157-00403	<b>157-00403</b>	WSS380	120	(534)	9.7	(246.4)	2.2	(57.1)	0.5	(12.7)	Black	300
157-00404	<b>157-00404</b>	WSI380	120	(534)	12.7	(322.6)	3.2	(82.5)	0.5	(12.7)	Black	300
157-00405	<b>157-00405</b>	WSR380	120	(534)	15.7	(398.8)	4.1	(104.1)	0.5	(12.7)	Black	300
<b>10 mm Stud Mount</b>												
157-00284	<b>157-00284</b>	WSS10MM	120	(534)	9.7	(246.4)	2.2	(57.1)	0.5	(12.7)	Black	300
157-00285	<b>157-00285</b>	WSI10MM	120	(534)	12.7	(322.6)	3.2	(82.5)	0.5	(12.7)	Black	300
157-00286	<b>157-00286</b>	WSR10MM	120	(534)	15.7	(398.8)	4.1	(104.1)	0.5	(12.7)	Black	300

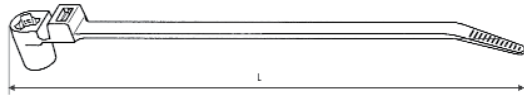
Installation tools—MK9, MK9HT, MK9P. Dimensions are approximate and subject to technical changes. Use **Part No.** for ordering and **Type** for specification purposes.

### Stud Mount Tie

The stud mount tie mounts and secures a cable bundle in one component. The stud mount tie is designed for use on a 1/4" - 20 UNC threaded stud or the exposed threads of a machine screw.



Material Data	
Material	<b>Polyamide 6.6 impact modified, heat stabilized (PA66HIRHS)</b>
Operating Temperature	<b>-40 °F to +230 °F (-40 °C to +110 °C) continuous</b>
Flammability	<b>UL94 HB</b>



Product Selection			Stud Ø	Min. Tensile Strength	Length (L)	Max. Ø Bundle	Width (W)	Color	Pkg. Qty.
Article No.	Part No.	Type							
157-01300	<b>T120RSM0HIRK2</b>	T120RSM	.25" (6.25)	120 lbs (535)	15.94" (405)	3.98" (101)	.30" (7.6)	Black	50

Installation tools - MK9, MK9HT, MK9P. Dimensions are approximate and subject to technical changes. Use **Part No.** for ordering and **Type** for specification purposes.

### Standoff Stud Mount Ties

This tie is easily mounted on the top of the stud, and the additional height gained by this design gives the bundle added clearance from the panel.



Material Data	
Material	<b>Polyamide 6.6 heat stabilized (PA66HS)</b>
Operating Temperature	<b>-40 °F to +221 °F (-40 °C to +105 °C) continuous</b>
Flammability	<b>UL94 V2</b>

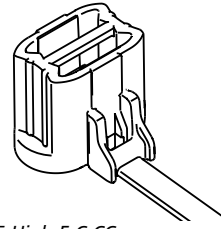


Product Selection			Stud Ø	Min. Tensile Strength	Length (L)	Max. Ø Bundle	Width (W)	Color	Pkg. Qty.
Article No.	Part No.	Type							
155-30602	<b>155-30602</b>	T50SSBS50TE	.20" (5)	45 lbs (200)	6.30" (160)	1.38" (35)	.181" (4.6)	Black	500
157-00083	<b>157-00083</b>	T50SSBS60TE	.24" (6)	45 lbs (200)	6.30" (160)	1.38" (35)	.181" (4.6)	Black	1000

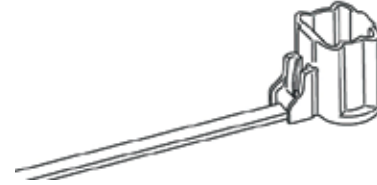
Installation tools - EVO7, MK7HT, MK7P, MK9, MK9HT, MK9P. Dimensions are approximate and subject to technical changes. Use **Part No.** for ordering and **Type** for specification purposes.

### Oval Shaped Variable Stud Mount Ties

The special oval shape provides for an approximate .20" (5.5mm) lateral adjustment, allowing for any misalignment of the stud or incorrect positioning of the tie on the cables. The "soft push" mount allows it to be installed onto a weld stud without the use of any tools.



T50SOSSB5-High-E-C-CC



T50SOSSB5-High-E-O-US

Material Data	
Material	<b>Polyamide 6.6 heat stabilized (PA66HS)</b>
Operating Temperature	<b>-40 °F to +221 °F (-40 °C to +105 °C) continuous</b>
Flammability	<b>UL94 V2</b>

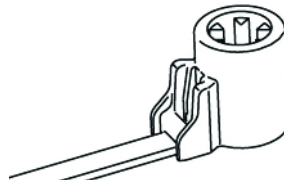


Product Selection		Type	Stud Ø		Min. Tensile Strength		Length (L)		Max. Ø Bundle		Width (W)		Color	Pkg. Qty.
Article No.	Part No.		in.	(mm)	lbs.	(N)	in.	(mm)	in.	(mm)	in.	(mm)		
157-00105	<b>157-00105</b>	T50SOSSB5-High-E-C-CC	20"/.24"	(5)/(6)	50 lbs	(225)	6.6"	(167)	1.4"	(35)	.20"	(5.0)	Black	1000
157-00106	<b>157-00106</b>	T50SOSSB5-High-E-O-US	20"/.24"	(5)/(6)	50 lbs	(225)	6.6"	(167)	1.4"	(35)	.20"	(5.0)	Black	500

Installation tools - EVO7, MK7HT, MK7P, MK9, MK9HT, MK9P. Dimensions are approximate and subject to technical changes. Use **Part No.** for ordering and **Type** for specification purposes.

### Stud Mount Ties with Outside Serrations

Providing an especially secure hold and the ability to mount the cables very close to the stud, this tie is outside serrated preventing damage to the insulation of the cable.



T50SOSSBS5E

Material Data	
Material	<b>Polyamide 6.6 heat stabilized (PA66HS)</b>
Operating Temperature	<b>-40 °F to +221 °F (-40 °C to +105 °C) continuous</b>
Flammability	<b>UL94 V2</b>



Product Selection		Type	Stud Ø		Min. Tensile Strength		Length (L)		Max. Ø Bundle		Width (W)		Color	Pkg. Qty.
Article No.	Part No.		in.	(mm)	lbs.	(N)	in.	(mm)	in.	(mm)	in.	(mm)		
155-12300	<b>155-12300</b>	T50SOSSBS5E	.20 "	(5)	50 lbs	(225)	6.30"	(160)	1.38"	(35)	.18"	(4.6)	Black	500

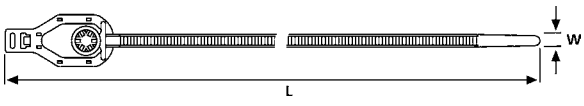
Installation tools - EVO7, MK7HT, MK7P, MK9, MK9HT, MK9P. Dimensions are approximate and subject to technical changes. Use **Part No.** for ordering and **Type** for specification purposes.

### Flexible Head Stud Mount Tie

Flexible head wraps around cable bundle for easy installation. Tie mounts onto #10-24" stud.



Material Data	
Material	<b>Polyamide 6.6 (PA66)</b>
Operating Temperature	<b>-40 °F to +185 °F (-40 °C to +85 °C) continuous</b>
Flammability	<b>UL94 V2</b>



Product Selection										
Article No.	Part No.	Type	Stud Ø	Min. Tensile Strength	Length (L)	Max. Ø Bundle	Width (W)	Color	Pkg. Qty.	
			in.	lbs. (N)	in. (mm)	in. (mm)	in. (mm)			
111-07110	<b>T50RS5.NB3P</b>	T50RS5	#10-24"	50 lbs (225)	7.5" (190)	1.5" (40)	.18" (4.6)	Black	100	

Installation tools - EVO7, MK7HT, MK7P, MK9, MK9HT, MK9P. Dimensions are approximate and subject to technical changes. Use **Part No.** for ordering and **Type** for specification purposes.

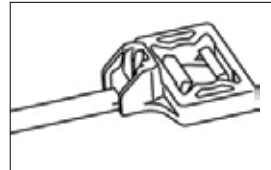
### Stud Mount Lateral Adjustment Tie

The special shape of this mount provides a .20" (5-6 mm) lateral adjustment to allow for any misalignment of the stud or incorrect positioning of the tie on the cables. The low profile of the mount allows for several ties to be installed one-on-top of the other (on the same stud) to accommodate different cable bundles.



T50S0SWSP5E, parallel installation using two stud mount lateral ties.

Material Data	
Material	<b>Polyamide 6.6 heat stabilized (PA66HS)</b>
Operating Temperature	<b>-40 °F to +221 °F (-40 °C to +105 °C) continuous</b>
Flammability	<b>UL94 V2</b>



Product Selection										
Article No.	Part No.	Type	Stud Ø	Min. Tensile Strength	Length (L)	Max. Ø Bundle	Width (W)	Color	Pkg. Qty.	
			in. (mm)	lbs. (N)	in. (mm)	in. (mm)	in. (mm)			
155-23601	<b>155-23601</b>	T50S0SWSP5E	.20" (5)	50 lbs (225)	6.35" (163)	1.4" (35)	.18" (4.6)	Black	500	

Installation tools - EVO7, MK7HT, MK7P, MK9, MK9HT, MK9P. Dimensions are approximate and subject to technical changes. Use **Part No.** for ordering and **Type** for specification purposes.

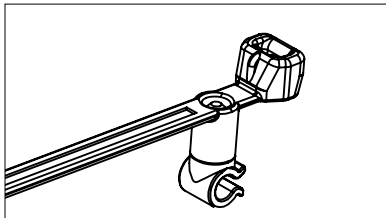
### Wire and Hose Swivel Clip Ties

These simple to use inside serrated ties provide the opportunity to attach an additional wire or hose to an existing harness. Offering a full 360 degrees of rotation, the wire/hose can be oriented in any direction in relation to the main harness. It is ideally suited for any application in which the wire or hose can move in relation to the mounting point.

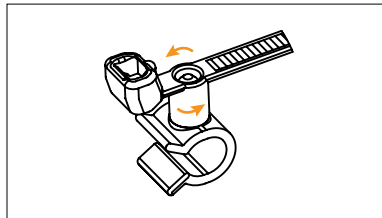


T50SVC rotates in any direction.

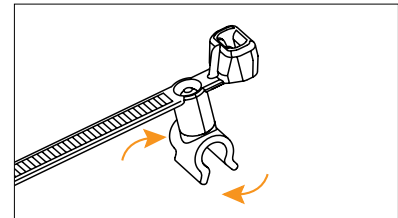
Material Data	
Material	<b>Polyamide 6.6 heat stabilized (PA66HS)</b>
Operating Temperature	<b>-40 °F to +221 °F (-40 °C to +105 °C) continuous</b>
Flammability	<b>UL94 V2</b>



T50SVC3.5



T50SVC6.5



T50SVC4/T50SVC5

#### Product Selection

Article No.	Part No.	Type	Tensile Strength		Hose Clip Ø	Maximum Bundle Ø	Length (L)	Width (W)	Color	Pkg. Qty.
			lbs	(N)	in. (mm)	in. (mm)	in. (mm)	in. (mm)		
156-00791	<b>156-00791</b>	T50SVC3.5	50 lbs	(222)	.13 - .17 (3.4 - 3.6)	1.4 (35)	6.35 (163)	.18 (4.6)	Black	1000
156-00318	<b>156-00318</b>	T50SVC4	50 lbs	(225)	.15 - .17 (3.8 - 4.2)	1.4 (35)	6.1 (155)	.19 (4.7)	Black Natural	500
155-31202	<b>155-31202</b>	T50SVC5	50 lbs	(222)	.17 - .20 (4.5 - 5.2)	1.4 (35)	6.35 (163)	.18 (4.6)	Black	500
156-00155	<b>156-00155</b>	T50SVC6.5	50 lbs	(222)	.26 - .32 (6.5 - 8.0)	1.4 (35)	6.1 (155)	.19 (4.7)	Black	500

Installation tools - EVO7, MK7HT, MK7P, MK9, MK9HT, MK9P. Dimensions are approximate and subject to technical changes. Use **Part No.** for ordering and **Type** for specification purposes.

### Omega Clip Cable Ties

Omega Clip Cable Ties provide the opportunity to attach a wire or hose to an existing bundle. Offering a full range of orientations, the wire/hose can be oriented in any direction in relation to the main harness. The omega clip design is ideally suited for easing the application process on the production floor by allowing for an easy one-step snap fit of the harness assembly to the wire or hose.



Omega Clips secure cables to harnesses, hoses, or tubular frame rails.

Material Data - Cable Ties		RoHS
Material	<b>Polyamide 6.6 heat stabilized (PA66HS)</b>	
Operating Temperature	<b>-40 °F to +221 °F (-40 °C to +105 °C) continuous</b>	
Flammability	<b>UL94 V2</b>	

Material Data - Omega Clips		RoHS
Material	<b>Polyamide 6.6 impact modified, heat stabilized, UV resistant (PA66HIRHS)</b>	
Operating Temperature	<b>-40 °F to +230 °F (-40 °C to +110 °C) continuous</b>	
Flammability	<b>UL94 HB</b>	

Product Selection		Type	Tensile Strength		Length (L)		Maximum Bundle Ø		Attaches to Diameter		Color	Pkg. Qty.	Drawing
Article No.	Part No.		lbs	(N)	in.	(mm)	in.	(mm)	in.	(mm)			
156-01337	<b>156-01337</b>	T50SVCOC10-14	50.00	(222)	6.1	(155)	1.38	(35.0)	.39-.55	(10.0-14.0)	Black	500	
156-01338	<b>156-01338</b>	T50SMVCOC10-14	50.00	(222)	8.3	(210)	1.97	(50.0)	.39-.55	(10.0-14.0)	Black	500	
156-01339	<b>156-01339</b>	T50SVCOC15-18	50.00	(222)	6.1	(155)	1.38	(35.0)	.59-.71	(15.0-18.0)	Black	500	
156-01340	<b>156-01340</b>	T50SMVCOC15-18	50.00	(222)	8.3	(210)	1.97	(50.0)	.59-.71	(15.0-18.0)	Black	500	
156-01341	<b>156-01341</b>	T50SVCOC19-24.5	50.00	(222)	6.1	(155)	1.38	(35.0)	.75-.96	(19.0-24.5)	Black	500	
156-01342	<b>156-01342</b>	T50SMVCOC19-24.5	50.00	(222)	8.3	(210)	1.97	(50.0)	.75-.96	(19.0-24.5)	Black	500	
156-01343	<b>156-01343</b>	T50SVCOC25-31	50.00	(222)	6.1	(155)	1.38	(35.0)	.98-1.22	(25.0-31.0)	Black	250	
156-01344	<b>156-01344</b>	T50SMVCOC25-31	50.00	(222)	8.3	(210)	1.97	(50.0)	.98-1.22	(25.0-31.0)	Black	250	
156-01345	<b>156-01345</b>	T50SVCOC31-39	50.00	(222)	6.1	(155)	1.38	(35.0)	1.22-1.54	(31.0-39.0)	Black	250	
156-01346	<b>156-01346</b>	T50SMVCOC31-39	50.00	(222)	8.3	(210)	1.97	(50.0)	1.22-1.54	(31.0-39.0)	Black	250	
156-01347	<b>156-01347</b>	T50SVCOC39-45	50.00	(222)	6.1	(155)	1.38	(35.0)	1.54-1.77	(39.0-45.0)	Black	250	
156-01348	<b>156-01348</b>	T50SMVCOC39-45	50.00	(222)	8.3	(210)	1.97	(50.0)	1.54-1.77	(39.0-45.0)	Black	250	
156-01349	<b>156-01349</b>	T50SVC45	50.00	(222)	6.1	(155)	1.38	(35.0)	.15-.17	(3.80-4.20)	Black	500	
156-01350	<b>156-01350</b>	T50SVC3.5	50.00	(222)	6.1	(155)	1.38	(35.0)	.13-.14	(3.45-3.55)	Black	500	
156-01516	<b>156-01516</b>	T50SVC5	50.00	(222)	6.1	(155)	1.38	(35.0)	.18-.20	(4.50-5.20)	Black	500	

Installation tools - EVO7, MK7HT, MK7P, MK9, MK9HT, MK9P. Dimensions are approximate and subject to technical changes. Use **Part No.** for ordering and **Type** for specification purposes.



### Wire Clamping Cable Ties

Wire Clamping Ties were designed as an innovative solution to mounting wire or cable harness assemblies to wire suspension frames found in seating applications. The clamp easily secures to the wire frame for a tight fit and is available in four different wire frame sizes and two separate orientations to provide both perpendicular and parallel routing. The clamp design is ideally suited for easing the application process on the production floor by allowing for an easy snap fit of the harness assembly to the wire frame.



Material Data	
Material	<b>Polyamide 6.6 heat stabilized (PA66H5)</b>
Operating Temperature	<b>-40 °F to +221 °F (-40 °C to +105 °C) continuous</b>
Flammability	<b>UL94 V2</b>



Product Selection										
Article No.	Part No.	Type	Tensile Strength		Length (L) in. (mm)	Maximum Bundle Ø in. (mm)	Attaches to Diameter in. (mm)	Color	Pkg. Qty.	Drawing
			lbs	(N)						
148-00089	<b>148-00089</b>	T50SOSWA1.8E	50	(225)	6 (150)	1.4 (35)	.07 (1.8)	Black	500	
148-00088	<b>148-00088</b>	T50SOSWA2.0E	50	(225)	6 (150)	1.4 (35)	.09 (2.18)	Black	500	
148-00095	<b>148-00095</b>	T50SOSWA3.4E	50	(225)	6 (150)	1.4 (35)	.13 (3.4)	Black	500	
148-00092	<b>148-00092</b>	T50SOSWA4.3E	50	(225)	6 (150)	1.4 (35)	.17 (4.3)	Black	500	
148-00090	<b>148-00090</b>	T50SOSWB1.8E	50	(225)	6 (150)	1.4 (35)	.07 (1.8)	Black	500	
148-00093	<b>148-00093</b>	T50SOSWB2.0E	50	(225)	6 (150)	1.4 (35)	.09 (2.18)	Black	500	
148-00096	<b>148-00096</b>	T50SOSWB3.4E	50	(225)	6 (150)	1.4 (35)	.13 (3.4)	Black	500	
148-00091	<b>148-00091</b>	T50SOSWB4.3E	50	(225)	6 (150)	1.4 (35)	.17 (4.3)	Black	500	

Installation tools - EVO7, MK7HT, MK7P, MK9, MK9HT, MK9P. Dimensions are approximate and subject to technical changes. Use **Part No.** for ordering and **Type** for specification purposes.

### Button Head Ties

Button Head ties provide a one-piece mounting solution for bundles, eliminating the need for additional mounts and fasteners. The strap contains serrations on both sides and has two opposing pawls recessed within the domed head, enabling the strap to be directed either way through the button head.

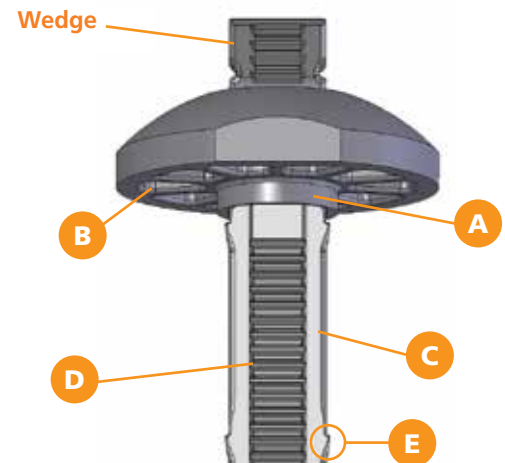
These key features of the Button Head Ties present ease of installation and high durability.

- A. Pilot Bushing – Protects the strap from abrasion on the mounting hold edge
- B. Ribs – Adds stability on the bottom of the head
- C. Strap – Enhances flexibility due to its edge radiuses
- D. Serrations and Wedge – Provides optimal strength when the strap serrations are seated in the head
- E. Lower Retainers – Holds HellermannTyton’s MSBT120 saddle mounts in place during assembly (BT130 only)



Material Data- Button Head		RoHS
Material	<b>Polyamide 6.6 heat stabilized (PA66HS)</b>	
Color	<b>Black</b>	
Operating Temperature	<b>-40 °F to +221 °F (-40 °C to +105 °C) continuous</b>	
Flammability	<b>UL94 V2</b>	

Material Data - Strap		RoHS
Material	<b>Polyamide 6.6 impact modified, heat stabilized, UV resistant (PA66HIRHS)</b>	
Color	<b>Black</b>	
Operating Temperature	<b>-40 °F to +230 °F (-40 °C to +110 °C) continuous</b>	
Flammability	<b>UL94 HB</b>	



Note: In order to assure the strap is fully locked in its final secure position, the installer must make sure that the "wedge" located at the end of the strap is fully seated in the button and flush with the top of the button. The MK9 cable tie tool is recommended and end use testing is advised.



MK9 Tool - See page 77

Product Selection			Min. Tensile Strength	Length (L)	Max. Ø Bundle	Width (W)	Color	Pkg. Qty.
Article No.	Part No.	Type						
<b>BT105 Button Head Ties</b>								
132-00010	<b>132-00010</b>	BT105R	105 lbs (467)	9.63" (244.4)	2.62" (66.7)	.22" (5.6)	Black	50
132-00011	<b>132-00011</b>	BT105L	105 lbs (467)	15" (381.5)	4.33" (110)	.22" (5.6)	Black	50
<b>BT105 Button Head Ties with Pilot Bushings</b>								
132-00006	<b>132-00006</b>	BT105RP	105 lbs (467)	9.63" (244.4)	2.62" (66.7)	.22" (5.6)	Black	50
132-00007	<b>132-00007</b>	BT105LP	105 lbs (467)	15" (381.5)	4.33" (110)	.22" (5.6)	Black	50
<b>BT130 Button Head Ties with Retainers and Pilot Bushings</b>								
132-00008	<b>132-00008</b>	BT130RDP	130 lbs (578)	10.51" (267.0)	2.87" (73)	.30" (7.6)	Black	50
132-00009	<b>132-00009</b>	BT130LDP	130 lbs (578)	15" (381.5)	4.33" (110)	.30" (7.6)	Black	50

Installation tools - MK9, MK9HT, MK9P. Dimensions are approximate and subject to technical changes. Use **Part No.** for ordering and **Type** for specification purposes.

### Extended Length Ties (EL-TY)

HellermannTyton's EL-Ty is a high strength strapping system used for supporting, securing, fastening, and spacing cables, as well as a variety of other applications requiring extra-long, extremely durable strapping.

The EL-Ty consists of a smooth strap and a separate, compact plastic head which encloses a stainless steel gripper. The stackable spacer accepts cable ties up to 1/2" wide for a versatile, easy to install spacing system.



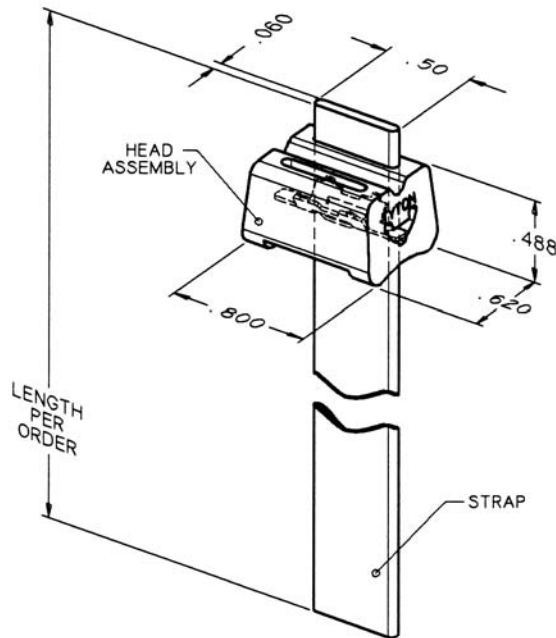
Material Data- Strap and Head

Material	<b>Polyacetal (POM)</b>
Color	<b>Black</b>
Operating Temperature	<b>-40 °F to +185 °F (-40 °C to +85 °C)</b>
Flammability	<b>UL94 HB</b>

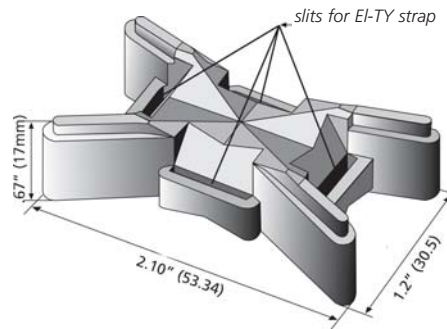


Material Data- Spacer

Material	<b>Polypropylene, UV-resistant (PP)</b>
Color	<b>Black</b>
Operating Temperature	<b>-40 °F to +239 °F (-40 °C to +115 °C) continuous</b>
Flammability	<b>UL94 HB</b>



EL-Ty Strap and Locking Head



EL-Ty Spacer

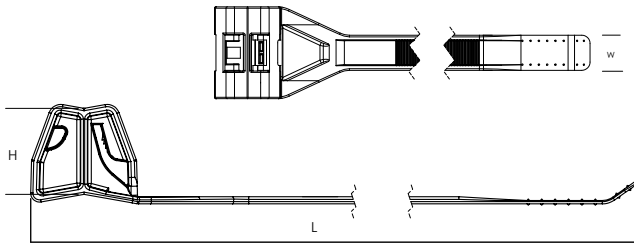
Product Selection

Article No.	Part No.	Type	Description	Color	Pkg. Qty.
111-30000	<b>TELS-1</b>	TELS1	1 - 50 ft reel of strap and 30 heads	Black	1
111-31000	<b>TELS-H</b>	TELSH	Double entry and locking heads	Black	25
111-32108	<b>TELS-13</b>	TELS-13	10 - 13.5" straps and 10 double locking heads	Black	1
111-32110	<b>TELS-27</b>	TELS-27	10 - 27" straps and 10 double locking heads	Black	1
111-32111	<b>TELS-5K</b>	TELS-5K	5 - 50 ft. reels and 150 heads	Black	1
111-32107	<b>TELS-10K</b>	TELS-10K	10 - 50 ft. reels and 300 heads	Black	1
111-32000	<b>TELS-SPK2</b>	TELS-SPK2	EL-TY Spacer	Black	50
111-32106	<b>TELS-SPOOL</b>	TELS-SPOOL	50 ft. reel of strap	Black	1

Dimensions are approximate and subject to technical changes. Use **Part No.** for ordering and **Type** for specification purposes.

### Aerial Support Spacer Ties

Aerial support spacer ties are two piece ties designed for standard spacing applications. The strap is molded from special high impact polyamide 6/6. The support spacer and head are made from a high density outdoor black polypropylene. Both materials offer resistance to sunlight, saltwater, and harsh chemical environments.



Material Data	
Material	Polyamide 6.6 high impact modified, heat and UV-stabilized (PA66HIRHSUV)
Operating Temperature	-40°F to +230°F (-40°C to +110°C)
Flammability	UL94 HB

Product Selection

Article No.	Part No.	Type	Min. Tensile Strength	Length	Max Ø Bundle	Width (W)	Height (H)	Color	Pkg. Qty.
			lbs. (N)	in. (mm)	in. (mm)	in. (mm)	in. (mm)		
111-01671	<b>111-01671</b>	TAS120M	120.0 (535.0)	12.4 (31.5)	2.75 (7.0)	0.5 (12.7)	0.76 (19.0)	Black (Bk)	500
111-01672	<b>111-01672</b>	TAS120L	120.0 (535.0)	17.4 (44.2)	4.5 (11.4)	0.5 (12.7)	0.76 (19.0)	Black (Bk)	500

## Bundling Clips

Bundling clips are designed to provide simple and easy methods for securing cable bundles, hoses or pipes. They are fastened onto the tape bar using bundle or cable ties. The different fixing orientations allow tape clips to be used with a wide range of panel thicknesses and hole diameters. Standard bundling clips are available as well as standoff and stud mount versions.



Material Data	
Material	<b>Polyamide 6.6 impact modified, heat stabilized, UV resistant (PA66HIRHS)</b>
Operating Temperature	<b>-40 °F to +230 °F (-40 °C to +110 °C) continuous</b>
Flammability	<b>UL94 HB</b>



Material Data	
Material	<b>Polyamide 6.6 heat stabilized (PA66HS)</b>
Operating Temperature	<b>-40 °F to +221 °F (-40 °C to +105 °C) continuous</b>
Flammability	<b>UL94 V2</b>



## Standard Bundling Clips

Standard bundling clips secure the bundle directly above the mounting hole.















Product Selection										
Article No.	Part No.	Type	Tape Bar Length (L)	Panel Thickness Minimum	Panel Thickness Maximum	Mounting Hole Ø	Material	Color	Pkg. Qty.	Drawing
			in. (mm)	in. (mm)	in. (mm)	in. (mm)				
151-00663	<b>151-00663</b>	TC6FT6	1.55" (39.3)	.03" (.07)	.22" (5.7)	.24 - .27" (6.2 - 6.8)	PA66HIRHS	Black	2000	
151-00651	<b>151-00651</b>	TC6FT6LG	1.55" (39.3)	.03" (.07)	.71" (18)	.24 - .27" (6.2 - 6.8)	PA66HIRHS	Natural	2000	
155-30802	<b>155-30802</b>	TC2FT6LG	2.17" (55)	.02" (0.6)	.2" (5.1)	.25 - .28" (6.5 - 7.0)	PA66HIRHS	Black	500	
150-95500	<b>150-95500</b>	TC5FT6S	1.46" (37)	.03" (0.75)	.06" (1.5)	.26 - .28" (6.5 - 7.0)	PA66HIRHS	Black	1000	
151-02901	<b>151-02901</b>	CHA2	2.13" (54)	.03" (0.8)	.08" (2)	.26 - .28" (6.5 - 7.0)	PA66	Black	500	
151-00605	<b>151-00605</b>	TCOP6 2x122	2.17" (55)	.02" (.6)	.24" (6)	.24 x .48" (6.2 x 12.2)	PA66HIRHS	Black	5000	
151-00029	<b>151-00029</b>	TCOP7 0x120	2.17" (55)	.02" (.6)	.24" (6)	.28 x .47" (7.0 x 12)	PA66HIRHS	Black	5000	
155-11601	<b>155-11601</b>	CLIP	2.17" (55)	.06" (1.5)	.12" (3.0)	.25 - .28" (6.3 - 7.0)	PA66HIRHS	Black	500	
150-08110	<b>150-08110</b>	CHA1	2.13" (54)	.02" (.05)	.05" (1.2)	.25 - .28" (6.3 - 7.0)	PA66	Black	500	
151-00790	<b>151-00790</b>	BCOW FT6M	1.46" (37)	.02" (.6)	.14" (3.5)	.26 - .28" (6.5 - 7.0)	PA66HIRHS	Black	2000	
102-69068	<b>102-69068</b>	ATSBC2 KSFT6,5	1.5" (39)	.06" (1.7)	.09" (2.3)	.25 - .27" (6.3 - 6.7)	PA66HIRHS	Black	500	
102-69067	<b>102-69067</b>	ATSBC2 KSFT6,5	1.5" (39)	.03" (.7)	.05" (1.3)	.25 - .27" (6.3 - 6.7)	PA66HIRHS	Black	500	
151-01109	<b>151-01109</b>	BC90AH2	1.0" (25)	.04" (1.0)	.06" (1.5)	.24 - .27" (6.2 - 6.8)	PA66HIRHS	Black	5000	
151-01125	<b>151-01125</b>	SOC13FT6LGL	1.7" (43)	.02" (0.6)	.22" (5.7)	.24 - .27" (6.1 - 6.9)	PA66HIRHS	Gray	6000	
151-01126	<b>151-01126</b>	SOC13FT6LGR	1.7" (43)	.02" (0.6)	.22" (5.7)	.24 - .27" (6.1 - 6.9)	PA66HIRHS	Black	6000	

Dimensions are approximate and subject to technical changes. Use **Part No.** for ordering and **Type** for specification purposes.

## Bundling Clips *continued*

### Standoff Bundling Clips






Standoff bundling clips secure the bundle away from the mounting hole.

Product Selection												
Article No.	Part No.	Type	Tape Bar Length (L)	Panel Thickness Minimum	Panel Thickness Maximum	Distance Hole to Bundle	Mounting Hole Ø	Material	Color	Pkg. Qty.	Drawing	
			in. (mm)	in. (mm)	in. (mm)	in. (mm)	in. (mm)					
151-00623	<b>151-00623</b>	SOCH FT6	2.2" (56)	.03" (0.7)	.22" (5.7)	1.2" (31)	.25 - .27" (6.3 - 6.9)	PA66HIRHS	Black	1500		
151-00629	<b>151-00629</b>	SOCH FT6	2.2" (56)	.03" (0.7)	.22" (5.7)	1.2" (31)	.25 - .27" (6.3 - 6.9)	PA66HIRHS	Black	1500		
151-00650	<b>151-00650</b>	SOC8 FT6	2.4" (61)	.03" (0.7)	.22" (5.7)	.88" (22.4)	.24 - .27" (6.2 - 6.8)	PA66HIRHS	Natural	1500		
155-30902	<b>155-30902</b>	SOC4 M.FT6	2.2" (55)	.03" (0.7)	0.2" (5.1)	.79" (20)	.26 - .28" (6.5 - 7.0)	PA66HIRHS	Black	500		
151-00074	<b>151-00074</b>	SOC4 M.FT6	2.2" (55)	.03" (0.7)	0.2" (5.1)	.51" (13)	.26 - .28" (6.5 - 7.0)	PA66HIRHS	Black	500		
150-09201	<b>150-09201</b>	COW2 ODP7	1.7" (42)	.03" (0.8)	.18" (4.5)	.79" (20)	.25 - .28" (6.3 - 7.0)	PA66	Brown	500		
151-00080	<b>151-00080</b>	COW3 ODP7	1.7" (42)	.03" (0.8)	.18" (4.5)	1.2" (30)	.25 - .28" (6.3 - 7.0)	PA66HS	Black	500		
151-00665	<b>151-00665</b>	SOC8 FT6LG	1.6" (40)	.03" (0.7)	.23" (5.75)	.276" (7)	.26 - .28" (6.5 - 7.0)	PA66HIRHS	Black	1000		
155-01600	<b>155-01600</b>	STAND-OFF CLIP	1.6" (40)	.02" (0.4)	.06" (1.6)	.98" (25)	.26 - .27" (6.5 - 6.8)	PA66HIRHS	Black	500		
150-45397	<b>150-45397</b>	STAND-OFF CLIP	1.6" (40)	.02" (0.4)	.06" (1.6)	1.2" (31)	.26 - .27" (6.5 - 6.8)	PA66HIRHS	Black	500		
151-02600	<b>151-02600</b>	CH20D7	2.0" (50)	.03" (0.8)	.06" (1.6)	.79" (20)	.28" (7.0)	PA66	Black	100		
151-00903	<b>151-00903</b>	SOC10 FT6LG	2.3" (58)	.02" (.6)	.24" (6.7)	.58" (14.5)	.24 - .27" (6.1 - 6.9)	PA66HIRHS	Natural	3000		
151-00932	<b>151-00932</b>	SOC11 FTOVAL	2" (50)	.02" (.06)	.27" (6.8)	.79" (20)	.26 x .49" (6.5 x 12.5)	PA66HIRHS	Natural	3000		
151-00282	<b>151-00282</b>	SOC1 0405	2.2" (55)	.03" (0.7)	.14" (3.5)	.79" (20)	.25 - .26" (6.3 - 6.7)	PA66HIRHS	Black	500		

Dimensions are approximate and subject to technical changes. Use **Part No.** for ordering and **Type** for specification purposes.

### Stud Mount Bundling Clips

Stud mount bundling clips are easily inserted onto welded studs to secure the bundle.

Product Selection												
Article No.	Part No.	Type	Length (L)	Recommended Weld Stud Size	Distance Weld Stud to Bundle	Material	Color	Pkg. Qty.	Drawing			
			in. (mm)	in. (mm)	in. (mm)							
151-00664	<b>151-00664</b>	BCOS5	2.3" (59)	.2" (5)	–	PA66HIRHS	Black	500				
151-00281	<b>151-00281</b>	BCOS6	2.3" (59)	.24" (6)	–	PA66HIRHS	Black	500				
151-26101	<b>151-26101</b>	TCSB5C-SD	2.2" (55)	.2" (5)	.49" (12.5)	PA66HS	Black	500				
151-00017	<b>151-00017</b>	Tape Bar	2.2" (55)	.2" (5)	.90" (22.8)	PA66HIRHS	Black	500				
151-00016	<b>151-00016</b>	BC30	2.2" (55)	.2" (5)	1.9" (30)	PA66HIRHS	Black	500				

Dimensions are approximate and subject to technical changes. Use **Part No.** for ordering and **Type** for specification purposes.

## Connector Clips

Connector Clips are initially installed onto the appropriate mating connector found on a wire or cable harness assembly. The connector is then secured to the attachment surface using the connector clip mount. The attachment surface can be a hole, edge, stud, or even another harness assembly depending on the connector clip mount being used.



Material Data	
Material	<b>Polyamide 6.6 heat stabilized (PA66HS)</b>
Operating Temperature	<b>-40 °F to +221 °F (-40 °C to +105 °C) continuous</b>
Flammability	<b>UL94 V2</b>



Material Data	
Material	<b>Polyamide 6.6 impact modified, heat stabilized, UV resistant (PA66HIRHS)</b>
Operating Temperature	<b>-40 °F to +230 °F (-40 °C to +110 °C) continuous</b>
Flammability	<b>UL94 HB</b>



### Product Selection

Article No.	Part No.	Type	Panel Thickness Minimum	Panel Thickness Maximum	Mounting Hole Ø	Material	Color	Pkg. Qty.	Drawing
			in. (mm)	in. (mm)	in. (mm)				
151-00785	<b>151-00785</b>	CCFT6LG	.03" (.07)	.16" (4.0)	.24 - .26" (6.0 - 6.7)	PA66HIRHS	Black	5000	
151-00786	<b>151-00786</b>	CCFT6XLG	.03" (.07)	.43" (11.0)	.24 - .26" (6.0 - 6.7)	PA66HIRHS	Black	5000	
151-00775	<b>151-00775</b>	CCSFT6.5	.07" (1.7)	.09" (2.3)	.24 - .26" (6.0 - 6.7)	PA66HIRHS	Black	5000	
155-32602	<b>155-32602</b>	FT6LG.M.ST. AUFN.II	.03" (.075)	.20" (5.0)	.26 - .28" (6.5 - 7.0)	PA66HIRHS	Black	500	
151-00677	<b>151-00677</b>	CC08	.03" (0.7)	.23" (5.75)	.25 - .27" (6.25 - 6.75)	PA66HIRHS	Natural	5000	
151-00925	<b>151-00925</b>	CCOVAL	.02" (0.6)	.24" (6.0)	.24 x .48" (6.2 x 12.2)	PA66HIRHS	Black	5000	
151-01108	<b>151-01108</b>	CCOVAL2	.02" (0.6)	.24" (6.0)	(6.2x12.2) (6.5x12.5) (6.5x13.0) (7.0x12.0)	PA66HIRHS	Black	5000	

Dimensions are approximate and subject to technical changes. Use **Part No.** for ordering and **Type** for specification purposes.

Connector Clips *continued*

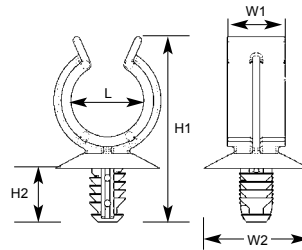
Product Selection									
Article No.	Part No.	Type	Panel Thickness Minimum	Panel Thickness Maximum	Mounting Hole Ø	Material	Color	Pkg. Qty.	Drawing
			in. (mm)	in. (mm)	in. (mm)				
155-30702	<b>155-30702</b>	FT6LG.YAZ. CONNECT-TS	.03" (.07)	.20" (5.1)	.25 - .28" (6.3 - 7.0)	PA66HIRHS	Black	500	
151-01136	<b>151-01136</b>	CC12	.02" (0.6)	.25" (6.5)	.31 x .59" (8.0x15.0)	PA66HIRHS	Black	5000	
151-00765	<b>151-00765</b>	CC09	.02" (0.6)	.25" (6.35)	.35 x .67" (9.0 x 17.0)	PA66HIRHS	Black	1000	
151-00704	<b>151-00704</b>	YCCFT82x185	.06" (1.5)	.18" (4.5)	.322 x .728" (8.5 x 18.5)	PA66HIRHS	Black	1000	
151-00675	<b>151-00675</b>	YCCKSFT6.5	.03" (.07)	.05" (1.3)	.25 - .26" (6.3 - 6.7)	PA66HIRHS	Black	500	
151-00792	<b>151-00792</b>	YCCKSFT 6.5-PT1.7-2.3	.07" (1.7)	.09" (2.3)	.25 - .26" (6.3 - 6.7)	PA66HIRHS	Black	500	
151-00835	<b>151-00835</b>	YCCKSFT62x122 PT0.7-1.3	.03" (.07)	.05" (1.3)	.24 x .48" (6.2 x 12.2)	PA66HS	Black	10000	
151-00836	<b>151-00836</b>	YCCKSFT62x122 PT1.7-2.3	.07" (1.7)	.09" (2.3)	.24 x .48" (6.2 x 12.2)	PA66HS	Black	10000	
151-00833	<b>151-00833</b>	YCCKSFT62x122 PT0.7-1.3 90	.03" (.07)	.05" (1.3)	.24 x .48" (6.2 x 12.2)	PA66HS	Black	10000	
151-00834	<b>151-00834</b>	YCCKSFT62x12 2PT1.7-2.3 90	.07" (1.7)	.09" (2.3)	.24 x .48" (6.2 x 12.2)	PA66HS	Black	10000	
151-00513	<b>151-00513</b>	YCCSFT 62122	.02" (.06)	.04" (1.0)	.24 x .48" (6.2 x 12.2)	PA66HIRHS	Black	500	
155-31102	<b>155-31102</b>	YAZ-CONN- TAPE-CLIP	-	-	-	PA66HS	Black	500	
156-00507	<b>156-00507</b>	T50RYCCA	-	-	-	PA66HS PA66HIRHS	Black	100	
156-00521	<b>156-00521</b>	T50RYCCB	-	-	-	PA66HS PA66HIRHS	Black	100	
155-36002	<b>155-36002</b>	STECKERHALTER SITZ	.02" (0.6)	.12" (3.0)	.26 - .28" (6.7 - 7.0)	PA66HIRHS	Black	1000	
155-03800	<b>155-03800</b>	FT6 LG-AMP	.03" (.07)	.24" (6.0)	.26 x .28" (6.7 - 7.0)	PA66HIRHS	Black	500	
151-00429	<b>151-00429</b>	EC42	.06" (1.5)	.16" (4.0)	-	PA66HIRHS	Black	500	
151-00430	<b>151-00430</b>	EC43	.06" (1.5)	.16" (4.0)	-	PA66HIRHS	Black	500	
151-01113	<b>151-01113</b>	EC46	.04" (1.0)	.12" (3.0)	-	PA66HIRHS	Black	10000	



### Fir Tree Mount Tube Clip

Designed to offer a durable single-hole mounting, this tube clip allows the installer to insert the fir tree with minimal force while providing a secure hold.

Material Data	
Material	<b>Polyamide 6.6 impact modified (PA66HIR)</b>
Color	<b>Black</b>
Operating Temperature	<b>-40 °F to +110 °F (-40 °C to +230 °C) continuous</b>
Flammability	<b>UL94 HB</b>



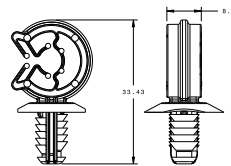
Product Selection											
Article No.	Part No.	Type	Dimensions in. (mm)					Mounting Hole Ø in. (mm)	Panel Thickness in. (mm)	Color	Pkg. Qty.
			H1	H2	W1	W2	L				
151-14303	PC15FT7	PC15FT7	1.07" (27.1)	.44" (11.1)	.47" (12)	.85" (21.6)	.62" (15.7)	.25" (6.5)	.12" (3.055)	Black	100

Dimensions are approximate and subject to technical changes. Use **Part No.** for ordering and **Type** for specification purposes.

### C Clip with Fir Tree Mount

The SC6.6 is designed for quick installation of cables to frames or rails. The unique fir tree design allows for easy insertion of the clip into a pre-drilled hole. Once installed, the cable can be quickly snapped in place for a secure fit. The SC6.6 is made of our durable impact modified, heat/UV stabilized PA6/6 material.

Material Data	
Material	<b>Polyamide 6.6 high impact modified, heat and UV stabilized (PA66HIRHSUV)</b>
Operating Temperature	<b>-40 °F to +230 °F (-40 °C to +110 °C) continuous</b>
Flammability	<b>UL94 HB</b>



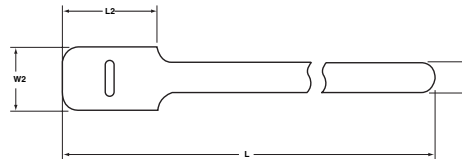
Product Selection									
Article No.	Part No.	Type	Panel Thickness Minimum	Panel Thickness Maximum	Bundle Ø Maximum	Mounting Hole Ø	Material	Color	Pkg. Qty.
			in. (mm)	in. (mm)	in. (mm)	in. (mm)			
151-00927	151-00927	SC6.6	.25" (6.35)	.03" (.70)	.30" (7.6)	.26" (6.6)	PA66HIRHSUV	Black	100

Dimensions are approximate and subject to technical changes. Use **Part No.** for ordering and **Type** for specification purposes.

### Grip Tie Straps

The Grip Tie is a low profile, one piece fastening device. Constructed of polyethylene hook and nylon loop and laminated back to back, the Grip Tie features quick release for repetitive access to cable and wire. It can be opened and closed numerous times without failure. The Grip Tie is reusable, adjustable, releasable, and easy to install.

Available in rolls and straps in 6", 8", 11" and 15" sizes. Grip Ties are available in a variety of colors and are versatile enough for applications ranging from network installations to bundling power cords. Grip Ties are also customizable with your company name (minimum quantities apply).

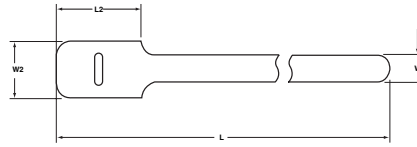


Product Selection

Article No.	Part No.	Type	Min. Tensile Strength	Length (L)	Max. Ø Bundle	Width (W)	Width (W2)	Length (L2)	Color	Pkg. Qty.
			lbs. (N)	in. (mm)	in. (mm)	in. (mm)	in. (mm)	in. (mm)		
<b>6" Grip Ties</b>										
854-44316	GT.375X60C2	GT.375X6	40 lbs (177.93)	6" (152.4)	1" (25.4)	.375" (9.525)	.75" (19.05)	1.5" (38.1)	Black	100
854-44339	GT.50X60P2	GT.50X6	40 lbs (177.93)	6" (152.4)	1" (25.4)	.5" (12.7)	1" (25.4)	1.5" (38.1)		10
854-44336	GT.50X60C2	GT.50X6	40 lbs (177.93)	6" (152.4)	1" (25.4)	.5" (12.7)	1" (25.4)	1.5" (38.1)	Red	100
854-44342	GT.50X62P2	GT.50X6	40 lbs (177.93)	6" (152.4)	1" (25.4)	.5" (12.7)	1" (25.4)	1.5" (38.1)		10
854-44341	GT.50X62C2	GT.50X6	40 lbs (177.93)	6" (152.4)	1" (25.4)	.5" (12.7)	1" (25.4)	1.5" (38.1)	Orange	100
854-44344	GT.50X63P2	GT.50X6	40 lbs (177.93)	6" (152.4)	1" (25.4)	.5" (12.7)	1" (25.4)	1.5" (38.1)		10
854-44343	GT.50X63C2	GT.50X6	40 lbs (177.93)	6" (152.4)	1" (25.4)	.5" (12.7)	1" (25.4)	1.5" (38.1)	Yellow	100
854-44346	GT.50X64P2	GT.50X6	40 lbs (177.93)	6" (152.4)	1" (25.4)	.5" (12.7)	1" (25.4)	1.5" (38.1)		10
854-44345	GT.50X64C2	GT.50x6	40 lbs (177.93)	6" (152.4)	1" (25.4)	.5" (12.7)	1" (25.4)	1.5" (38.1)	Green	100
854-44348	GT.50X65P2	GT.50x6	40 lbs (177.93)	6" (152.4)	1" (25.4)	.5" (12.7)	1" (25.4)	1.5" (38.1)		10
854-44347	GT.50X65C2	GT.50X6	40 lbs (177.93)	6" (152.4)	1" (25.4)	.5" (12.7)	1" (25.4)	1.5" (38.1)	Blue	100
854-44350	GT.50X66P2	GT.50X6	40 lbs (177.93)	6" (152.4)	1" (25.4)	.5" (12.7)	1" (25.4)	1.5" (38.1)		10
854-44349	GT.50X66C2	GT.50X6	40 lbs (177.93)	6" (152.4)	1" (25.4)	.5" (12.7)	1" (25.4)	1.5" (38.1)	100	
<b>8" Grip Ties</b>										
854-44355	GT.50X80P2	GT.50x8	40 lbs (177.93)	8" (203.2)	1.75" (44.45)	.5" (12.7)	1" (25.4)	1.5" (38.1)	Black	10
854-44353	GT.50X80C2	GT.50x8	40 lbs (177.93)	8" (203.2)	1.75" (44.45)	.5" (12.7)	1" (25.4)	1.5" (38.1)		100
854-44358	GT.50X82P2	GT.50X8	40 lbs (177.93)	8" (203.2)	1.75" (44.45)	.5" (12.7)	1" (25.4)	1.5" (38.1)	Red	10
854-44357	GT.50X82C2	GT.50X8	40 lbs (177.93)	8" (203.2)	1.75" (44.45)	.5" (12.7)	1" (25.4)	1.5" (38.1)		100
854-44360	GT.50X83P2	GT.50X8	40 lbs (177.93)	8" (203.2)	1.75" (44.45)	.5" (12.7)	1" (25.4)	1.5" (38.1)	Orange	10
854-44359	GT.50X83C2	GT.50X8	40 lbs (177.93)	8" (203.2)	1.75" (44.45)	.5" (12.7)	1" (25.4)	1.5" (38.1)		100
854-44362	GT.50X84P2	GT.50X8	40 lbs (177.93)	8" (203.2)	1.75" (44.45)	.5" (12.7)	1" (25.4)	1.5" (38.1)	Yellow	10
854-44361	GT.50X84C2	GT.50X8	40 lbs (177.93)	8" (203.2)	1.75" (44.45)	.5" (12.7)	1" (25.4)	1.5" (38.1)		100
854-44364	GT.50X85P2	GT.50X8	40 lbs (177.93)	8" (203.2)	1.75" (44.45)	.5" (12.7)	1" (25.4)	1.5" (38.1)	Green	10
854-44363	GT.50X85C2	GT.50X8	40 lbs (177.93)	8" (203.2)	1.75" (44.45)	.5" (12.7)	1" (25.4)	1.5" (38.1)		100
854-44366	GT.50X86P2	GT.50X8	40 lbs (177.93)	8" (203.2)	1.75" (44.45)	.5" (12.7)	1" (25.4)	1.5" (38.1)	Blue	10
854-44365	GT.50X86C2	GT.50X8	40 lbs (177.93)	8" (203.2)	1.75" (44.45)	.5" (12.7)	1" (25.4)	1.5" (38.1)		100

Dimensions are approximate and subject to technical changes. Use **Part No.** for ordering and **Type** for specification purposes.

Grip Tie Straps *continued*



Product Selection										
Article No.	Part No.	Type	Min. Tensile Strength	Length (L)	Max. Ø Bundle	Width (W)	Width (W2)	Length (L2)	Color	Pkg. Qty.
			lbs. (N)	in. (mm)	in. (mm)	in. (mm)	in. (mm)	in. (mm)		
<b>11" Grip Ties</b>										
854-44320	<b>GT.50X110P2</b>	GT.50X11	40 lbs (177.93)	11" (279.4)	2.63" (66.802)	.5" (12.7)	1" (25.4)	1.5" (38.1)	Black	10
854-44317	<b>GT.50X110C2</b>	GT.50X11	40 lbs (177.93)	11" (279.4)	2.63" (66.802)	.5" (12.7)	1" (25.4)	1.5" (38.1)		100
854-44323	<b>GT.50X112P2</b>	GT.50X11	40 lbs (177.93)	11" (279.4)	2.63" (66.802)	.5" (12.7)	1" (25.4)	1.5" (38.1)	Red	10
854-44322	<b>GT.50X112C2</b>	GT.50X11	40 lbs (177.93)	11" (279.4)	2.63" (66.802)	.5" (12.7)	1" (25.4)	1.5" (38.1)		100
854-44325	<b>GT.50X113P2</b>	GT.50X11	40 lbs (177.93)	11" (279.4)	2.63" (66.802)	.5" (12.7)	1" (25.4)	1.5" (38.1)	Orange	10
854-44324	<b>GT.50X113C2</b>	GT.50X11	40 lbs (177.93)	11" (279.4)	2.63" (66.802)	.5" (12.7)	1" (25.4)	1.5" (38.1)		100
854-44327	<b>GT.50X114P2</b>	GT.50X11	40 lbs (177.93)	11" (279.4)	2.63" (66.802)	.5" (12.7)	1" (25.4)	1.5" (38.1)	Yellow	10
854-44326	<b>GT.50X114C2</b>	GT.50X11	40 lbs (177.93)	11" (279.4)	2.63" (66.802)	.5" (12.7)	1" (25.4)	1.5" (38.1)		100
854-44329	<b>GT.50X115P2</b>	GT.50X11	40 lbs (177.93)	11" (279.4)	2.63" (66.802)	.5" (12.7)	1" (25.4)	1.5" (38.1)	Green	10
854-44328	<b>GT.50X115C2</b>	GT.50X11	40 lbs (177.93)	11" (279.4)	2.63" (66.802)	.5" (12.7)	1" (25.4)	1.5" (38.1)		100
854-44331	<b>GT.50X116P2</b>	GT.50X11	40 lbs (177.93)	11" (279.4)	2.63" (66.802)	.5" (12.7)	1" (25.4)	1.5" (38.1)	Blue	10
854-44330	<b>GT.50X116C2</b>	GT.50X11	40 lbs (177.93)	11" (279.4)	2.63" (66.802)	.5" (12.7)	1" (25.4)	1.5" (38.1)		100
<b>15" Grip Ties</b>										
854-44371	<b>GT.75X150P2</b>	GT.75X15	50 lbs (222.41)	15" (381)	3.88" (98.552)	.75" (19.05)	1.5" (38.1)	2.5" (63.5)	Black	10
854-44369	<b>GT.75X150C2</b>	GT.75X15	50 lbs (222.41)	15" (381)	3.88" (98.552)	.75" (19.05)	1.5" (38.1)	2.5" (63.5)		100
854-44374	<b>GT.75X152P2</b>	GT.75X15	50 lbs (222.41)	15" (381)	3.88" (98.552)	.75" (19.05)	1.5" (38.1)	2.5" (63.5)	Red	10
854-44373	<b>GT.75X152C2</b>	GT.75X15	50 lbs (222.41)	15" (381)	3.88" (98.552)	.75" (19.05)	1.5" (38.1)	2.5" (63.5)		100
854-44376	<b>GT.75X153P2</b>	GT.75X15	50 lbs (222.41)	15" (381)	3.88" (98.552)	.75" (19.05)	1.5" (38.1)	2.5" (63.5)	Orange	10
854-44375	<b>GT.75X153C2</b>	GT.75X15	50 lbs (222.41)	15" (381)	3.88" (98.552)	.75" (19.05)	1.5" (38.1)	2.5" (63.5)		100
854-44377	<b>GT.75X154P2</b>	GT.75X15	50 lbs (222.41)	15" (381)	3.88" (98.552)	.75" (19.05)	1.5" (38.1)	2.5" (63.5)	Yellow	10
854-44378	<b>GT.75X154C2</b>	GT.75X15	50 lbs (222.41)	15" (381)	3.88" (98.552)	.75" (19.05)	1.5" (38.1)	2.5" (63.5)		100
854-44380	<b>GT.75X155P2</b>	GT.75X15	50 lbs (222.41)	15" (381)	3.88" (98.552)	.75" (19.05)	1.5" (38.1)	2.5" (63.5)	Green	10
854-44379	<b>GT.75X155C2</b>	GT.75X15	50 lbs (222.41)	15" (381)	3.88" (98.552)	.75" (19.05)	1.5" (38.1)	2.5" (63.5)		100
854-44382	<b>GT.75X156P2</b>	GT.75X15	50 lbs (222.41)	15" (381)	3.88" (98.552)	.75" (19.05)	1.5" (38.1)	2.5" (63.5)	Blue	10
854-44381	<b>GT.75X156C2</b>	GT.75X15	50 lbs (222.41)	15" (381)	3.88" (98.552)	.75" (19.05)	1.5" (38.1)	2.5" (63.5)		100

Dimensions are approximate and subject to technical changes. Use **Part No.** for ordering and **Type** for specification purposes.

Grip Tie Rolls

For custom-cut lengths, HellermannTyton offers the hook and loop strap on a five yard and 25 yard roll. Ideal for job site applications, desired lengths can be cut on the spot.

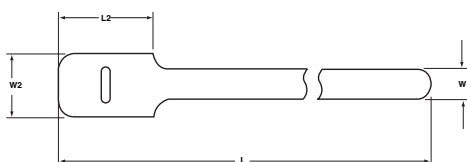


Product Selection						
Article No.	Part No.	Type	Width (W)		Color	Pkg. Qty.
			in.	(mm)		
854-44384	<b>GT.75X1800</b>	GT.75X180	.75"	(19.05)	Black	180" (5 yds.)
854-44388	<b>GT.75X1802</b>	GT.75X180	.75"	(19.05)	Red	180" (5 yds.)
854-44389	<b>GT.75X1803</b>	GT.75X180	.75"	(19.05)	Orange	180" (5 yds.)
854-44390	<b>GT.75X1804</b>	GT.75X180	.75"	(19.05)	Yellow	180" (5 yds.)
854-44391	<b>GT.75X1805</b>	GT.75X180	.75"	(19.05)	Green	180" (5 yds.)
854-44392	<b>GT.75X1806</b>	GT.75X180	.75"	(19.05)	Blue	180" (5 yds.)
854-44395	<b>GT.75X6000</b>	GT.75X600	.75"	(19.05)	Black	600" (16.6 yds.)
854-44396	<b>GT.75X9000</b>	GT.75X900	.75"	(19.05)	Black	900" (25 yds.)
854-44397	<b>GT.75X9004</b>	GT.75X900	.75"	(19.05)	Yellow	900" (25 yds.)

Dimensions are approximate and subject to technical changes. Use **Part No.** for ordering and **Type** for specification purposes.

### Write-on Grip Ties

In situations where instant identification is needed, HellermannTyton provides Grip Ties with a white write-on area. This smudge-free surface is ideal for fast and easy identification with a ballpoint pen or felt-tip marker. The write-on area is approximately 3/8”(H) x 1-1/4”(W). It is positioned in the center of the black 6”, 8” and 11” straps, as well as spaced every 12” on the Grip Tie rolls.

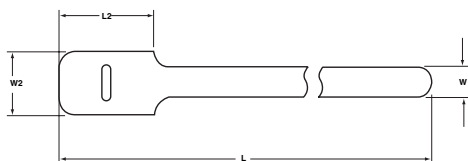


Product Selection			Min. Tensile Strength		Length (L)		Max. Ø Bundle		Width (W)		Width (W2)		Length (L2)		Color	Pkg. Qty.
Article No.	Part No.	Type	lbs. (N)	in. (mm)	in. (mm)	in. (mm)	in. (mm)	in. (mm)	in. (mm)	in. (mm)	in. (mm)	in. (mm)				
854-44340	GT.50X60P2W	GT.50X6W	40 lbs (177.93)	6"	(152.4)	1"	(25.4)	.5"	(12.7)	1"	(25.4)	1.5"	(38.1)	Black	10	
854-44338	GT.50X60C2W	GT.50X6W	40 lbs (177.93)	6"	(152.4)	1"	(25.4)	.5"	(12.7)	1"	(25.4)	1.5"	(38.1)	Black	100	
854-44356	GT.50X80P2W	GT.50X8W	40 lbs (177.93)	8"	(203.2)	1.75"	(44.45)	.5"	(12.7)	1"	(25.4)	1.5"	(38.1)	Black	10	
854-44354	GT.50X80C2W	GT.50X8W	40 lbs (177.93)	8"	(203.2)	1.75"	(44.45)	.5"	(12.7)	1"	(25.4)	1.5"	(38.1)	Black	100	
854-44321	GT.50X110P2W	GT.50X11W	40 lbs (177.93)	11"	(279.4)	2.63"	(66.8)	.5"	(12.7)	1"	(25.4)	1.5"	(38.1)	Black	10	
854-44319	GT.50X110C2W	GT.50X11W	40 lbs (177.93)	11"	(279.4)	2.63"	(66.8)	.5"	(12.7)	1"	(25.4)	1.5"	(38.1)	Black	10	
854-44386	GT.75X1800W	GT.75X180W	-	-	180"	(5 Yds.)	-	-	.75"	(19.05)	-	-	-	Black	180"	

Dimensions are approximate and subject to technical changes. Use **Part No.** for ordering and **Type** for specification purposes.

### Grip Ties for Plenum Applications

HellermannTyton offers UL94V-2 flame rated Grip Ties for use in air handling spaces. These Grip Ties are UL Listed in accordance with the National Electrical Code regulations. They are available in three lengths as well as a 180” roll.



Product Selection			Min. Tensile Strength		Length (L)		Max. Ø Bundle		Width (W)		Width (W2)		Length (L2)		Color	Pkg. Qty.
Article No.	Part No.	Type	lbs. (N)	in. (mm)	in. (mm)	in. (mm)	in. (mm)	in. (mm)	in. (mm)	in. (mm)	in. (mm)	in. (mm)				
854-44352	GT.50X6MP2V2	GT.50X6	40 lbs (177.93)	6"	(152.4)	1"	(25.4)	.5"	(12.7)	1"	(25.4)	1.5"	(38.1)	Maroon	10	
854-44368	GT.50X8MP2V2	GT.50X8	40 lbs (177.93)	8"	(203.2)	1.91"	(48.5)	.5"	(12.7)	1"	(25.4)	1.5"	(38.1)	Maroon	10	
854-44334	GT.50X12MP2V2	GT.50X12	40 lbs (177.93)	12"	(304.8)	3.18"	(80.7)	.5"	(12.7)	1"	(25.4)	1.5"	(38.1)	Maroon	10	
854-44394	GT.75X180MV2	GT.75X180	-	-	-	-	-	-	.75"	(19.05)	-	-	-	Maroon	180"	

Dimensions are approximate and subject to technical changes. Use **Part No.** for ordering and **Type** for specification purposes.

## EVO® 7

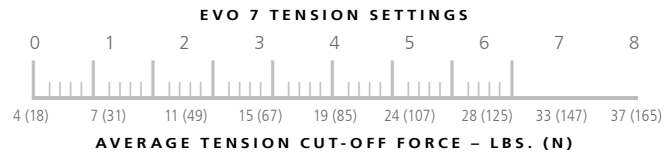
### For 18 lb. to 80 lb. cable ties

EVO tools have redefined the cable tie application tool, by combining durability, precision and control with unparalleled comfort. Manufactured with high-performance materials and components, the EVO 7 has been proven to outperform and outlast other professional manual tools on the market. Its innovative, ergonomic design minimizes the stress on hands and wrists and “kickback” that occur with traditional tools, reducing the risk of repetitive motion injuries.



### Features and Benefits

- Tensions and provides clean, flush cuts for 18 lb. to 80 lb. cable ties.
- Impact-resistant housing and durable components for extended service life.
- Easy-to-adjust tension knob offers 33 different settings for precise, repeatable applications.
- Advanced ergonomic design minimizes necessary hand force and “kickback” to reduce repetitive motion injuries.



Product Selection					
Article No.	Part No.	Type	Description	Compatible Cable Tie Series	Pkg. Qty.
110-70083	110-70083	EVO7	EVO 7 Mechanical Hand Tool, Standard Hand Span 90 mm	T18, T30, T40, T50, T80, IT18, IT50	1
110-70084	110-70084	EVO7SP	EVO 7SP Mechanical Hand Tool, Short Hand Span 80 mm	T18, T30, T40, T50, T80, IT18, IT50	1

Dimensions are approximate and subject to change. Use **Part No.** for ordering and **Type** for specification.

## EVO Tool Accessories

HellermannTyton offers a variety of accessories and replacement parts for your EVO tool. Compatible with both EVO 7 and EVO 9 tools.

Product Selection			
Part No.	Description	Part No.	Description
<b>Accessories and Replacement Parts</b>			
110-70021	EVO 7 Replacement Blade	110-80064	EVO 9; 2 mm Extended Nosepiece
110-70011	EVO 7 Replacement Nosepiece	110-80065	EVO 9; 3 mm Extended Nosepiece
110-70131	EVO 7; 1 mm Extended Nosepiece	110-80066	EVO 9; 4 mm Extended Nosepiece
110-70132	EVO 7; 2 mm Extended Nosepiece	110-80067	EVO 9; 5 mm Extended Nosepiece
110-70133	EVO 7; 3 mm Extended Nosepiece	110-70089	EVO Tools Calibration Tool
110-80037	EVO 9 Replacement Blade	110-70091	T8 Star Driver
110-80018	EVO 9 Replacement Nosepiece	110-99000	UC200 Digital Calibration System

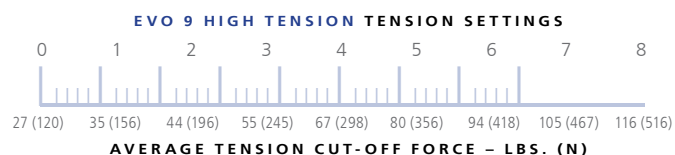
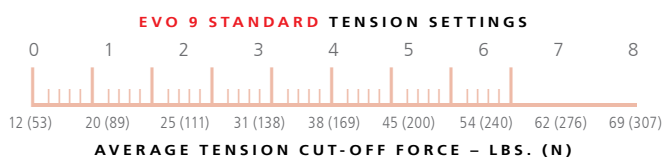
## EVO 9

### For 50 lb. to 250 lb. cable ties

EVO® tools have redefined the cable tie application tool, by combining durability, precision and control with unparalleled comfort. Manufactured with high-performance materials and components, the EVO 9 has been proven to outperform and outlast other professional manual tools on the market. Its innovative, ergonomic design minimizes the stress on hands and wrists and “kickback” that occur with traditional tools, reducing the risk of repetitive motion injuries.

#### Features and Benefits

- Tensions and provides clean, flush cuts for 50 lb. to 250 lb. cable ties, including wide strap ties.
- EVO 9HT is optimized for applications that require higher tensions using 120 lb. to 250 lb. cable ties.
- Impact-resistant housing and durable components for extended service life.
- Easy-to-adjust tension knob offers 33 different settings for precise, repeatable applications.
- Quick-adjust tension feature allows user to move three whole stops at a time, to quickly jump between higher and lower tension ranges.
- Advanced ergonomic design minimizes necessary hand force and “kickback” to reduce repetitive-motion injuries.



Product Selection

Article No.	Part No.	Type	Description	Compatible Cable Tie Series	Pkg. Qty.
110-80000	110-80000	EVO9	EVO 9 Mechanical Hand Tool, Standard Hand Span 90 mm, Tension Range 12 lb. to 69 lb.	T50, T80, T120, T150, T250, T255, WS	1
110-80004	110-80004	EVO9HT	EVO 9HT High Tension Mechanical Hand Tool, Standard Hand Span 90 mm, Tension Range 27 lb. to 116 lb.	T120, T150, T250, T255, WS	1

Dimensions are approximate and subject to change. Use **Part No.** for ordering and **Type** for specification.

### Other Mechanical Cable Tie Tools

HellermannTyton offers an assortment of mechanical tools which can be used with any HellermannTyton cable tie. When using these tools, the cable tie is hand applied and then manually tensioned and cut-off without the use of an extraneous power source.



Product Selection					
Article No.	Part No.	Type	Description	Cable Tie Series	Pkg. Qty.
110-07000	<b>MK7HT</b>	MK7HT	Durable and lightweight, the Mark 7 High Tension tool is user friendly and adjustable; with top-of-the-line design features and offers an increased tension range.	T30 thru T50 Series CTT20 thru CTT60 Series	1
110-95000	<b>MK9SST</b>	MK9SST	Adapted for use with stainless steel ties, the MK9 Stainless Steel tool retains the same design features as the MK9 series.	All MBT Series for both 304 and 316 materials	1
110-20003	<b>TWT1</b>	MK20	The TWT1 is a lightweight and economical twist tool for standard cable ties. Offers speed and efficiency. Fits into a pocket. (Color Orange).	T18 thru T50 Series CTT20 thru CTT60 Series	1
110-21060	<b>TWT2</b>	MK21	The TWT2 is a lightweight and economical twist tool for heavy duty cable ties. Offers speed and efficiency. Fits into a pocket. (Color Blue).	T120 thru T150 Series CTT175 Series	1
110-11150	<b>T150</b>	T150	The T150 Tool is a heavy duty installer controlled tool for use in the field. Pliers' action provides mechanical advantage. Padded foam grip handles provide comfort and control.	T150 Series CTT175 Series	1
111-11250	<b>T250</b>	T250	The T250 has the same design features as the T150 Tool, but can tension and cutoff a wider tie.	T150 thru T250 Series CTT175 Series	1

Dimensions are approximate and subject to technical changes. Use **Part No.** for ordering and **Type** for specification.

## Power Assisted Cable Tie Tools

HellermannTyton's Mark 7 and Mark 9 power assisted (MK7P & MK9P) tools utilize pneumatic power to tension and cut-off HellermannTyton cable ties. The MK7P and MK9P tools feature an ergonomic design while offering time/labor savings and ease of use benefits derived from pneumatic power. These tools feature a non-slip, comfortable grip, soft touch trigger, and one touch tensioning/cut-off capability. HellermannTyton's pneumatic cable tie tools are lightweight, high performance, and suited for extended use.

### Product Features

#### - Ergonomic

The ergonomic design of the pneumatic cable tie tools incorporates a comfortable grip, low weight, and easy trigger depression to reduce installer effort and strain while installing cable ties.

#### - Operation

MK7P & MK9P speed assembly. Just one pulse of the soft touch trigger assembly actuates an immediate tension and cut-off of the cable tie.

- Cable tie waste is ejected to the side after the cable tie is applied, ensuring smooth operation of the tool.
- Uses dry or lubricated air.
- Operates between 90 PSI and 105 PSI maximum.
- Supplied with a 6 inch lead which comes with a male quick connect fitting with a female coupler for 1/8" flow.

#### - Design

HellermannTyton's pneumatic tools are manufactured with tough, chromium steel components and high impact, glass reinforced nylon housings for maximum durability.

#### - Tensioning

An easy to read indicator verifies tension settings. The tools feature an easy dial-in tension adjustment, along with a lock-out capability. The tension adjustment on the MK7P and the MK9P is designed with an operator friendly, positive "click" design for easy use. The tension can readily be locked out to allow the tension adjustment to remain at a constant setting that can only be changed by approved personnel. The fine adjust tension knob has a unique lever feature used to reduce adjustment torque.



MK9P



## Mark 7 Pneumatic

The Mark 7 Pneumatic (MK7P) is built to perform in demanding production and manufacturing environments. Heavy duty precision parts ensure repeatability in the tensioning process. The MK7P fits comfortably in the operator's hand, reducing hand, arm and wrist fatigue. Due to its ergonomic features, HellermannTyton's MK7P makes it easier for the installer to consistently apply cable ties while maintaining correct tension and flush cut-off. Safety is enhanced, as the MK7P can eliminate sharp edges of a cut-off cable tie.



MK7P

Material Data	
Power Supply	Dry or Lubricated Air
Cycle Time	4 strokes per second
Weight	16oz
Pawl Travel Stroke	1.0" (2.54 cm)
Tension Force	125 to 180 N, adjustable

Product Selection					
Article No.	Part No.	Type	Description	Cable Tie Series	Pkg. Qty.
110-07101	<b>MK7P</b>	MK7P	Includes Mark 7 Pneumatic tool and quick connect fittings. Ergonomic tool uses pneumatic power and accomplishes rapid tension and cut-off with one trigger depression.	T18 thru T50 Series CTT20 thru CTT60 Series	1
110-07111	<b>MK7P-342</b>	Replacement Blade	MK7P Replacement Blade		1

Dimensions are approximate and subject to technical changes. Use **Part No.** for ordering and **Type** for specification purposes. Minimum order quantity for MK7P-342 is 5.

### MK9 Pneumatic

The Mark 9 Pneumatic (MK9P) is constructed with heavy-duty parts to ensure that it performs optimally in demanding environments. It is ideally designed to apply heavy-duty ties (T50-T250), clamp and button head ties.

Like the MK7P, HellermannTyton's MK9P incorporates the next level of ergonomic improvement with its low weight, comfortable grip and easy trigger depression. Very durable, the pneumatic MK9P features adjustable, easy to read tension settings. Lock-out features are standard.

The MK9P is available with lower air attachment (standard) or can be ordered with an upper air attachment.



MK9PUA (Upper Air)



MK9P

Material Data	
Power Supply	Dry or Lubricated Air
Cycle Time	2 strokes per second
Weight	32oz
Pawl Travel Stroke	1.25" (3.175 cm)
Tension Force	125 to 310 N, adjustable

Product Selection					
Article No.	Part No.	Type	Description	Cable Tie Series	Pkg. Qty.
110-09101	MK9P	MK9P	Includes Mark 9 Pneumatic tool and quick connect fittings. Ergonomic tool uses pneumatic power and accomplishes rapid tension and cut-off with one trigger depression.	T50 thru T250 Series CTT20 thru CTT175 Series EL-TY Series Button Head Ties	1
110-09112	MK9PUA	MK9P	Includes Mark 9 Pneumatic tool and quick connect fittings with upper air option for top air connection. Includes a hanger for an optional overhead tool balancer (not included). Ergonomic tool uses pneumatic power and accomplishes rapid tension and cut-off with one trigger depression.	T50 thru T250 Series CTT20 thru CTT175 Series EL-TY Series Button Head Ties	1
110-09111	MK9P-109	MK9P-109	MK9P Replacement Blade		1**

Dimensions are approximate and subject to technical changes. Use **Part No.** for ordering and **Type** for specification purposes.

\*\*Minimum order quantity of MK9P-109 is 5.

### Common Accessories for MK7P and MK9P

HellermannTyton offers a portable kit that incorporates carbon dioxide (CO<sub>2</sub>) as the primary air source. This unique feature will allow for greater flexibility, mobility and the elimination of air line to the tool.

Product Selection					
Article No.	Part No.	Type	Description	Pkg. Qty.	
110-09005	MKPCOHOSE	MKPCOHOSE	Regulator and hose that attaches to HPA tanks to supply portable air for all pneumatic series tools.	1	

Dimensions are approximate and subject to technical changes. Use **Part No.** for ordering and **Type** for specification purposes.

## Automatic Cable Tie Systems

HellermannTyton's automatic cable tie tool systems are compact, fast, reliable, and versatile accommodating a variety of wiring harness, and bundling and securing requirements. These tool systems are designed to provide significant labor and cost savings through process improvements, lower installed costs and greater consistency, quality and ergonomic benefits.

### Product Features

- **Fast**  
Cable ties are installed quickly with one easy trigger depression, increasing productivity while decreasing labor costs.
- **Reliable**  
HellermannTyton's automatic cable tie systems have been tested to perform extremely consistently without interruption to work flow.
- **Ergonomic**  
The ergonomic design of the automatic cable tie tool systems feature a comfortable grip, low weight, and easy trigger depression to reduce installer effort and strain while installing cable ties.
- **Easy to Use**  
Equipped with a self-diagnostic LED information panel, the automatic cable tie systems easily guide the user through the cycles of cable tie installations.
- **Automation**  
The automatic cable tie systems can be implemented into fully automated applications to further increase productivity and decrease labor costs.
- **Flexible Manufacturing/Versatility**  
HellermannTyton's automatic cable tie tool systems support principles of flexible manufacturing requirements and environments. The systems can be used in handheld, bench mount and overhead assembly configurations. The versatile overhead assembly option provides the ultimate integration to the customer's manufacturing area. HellermannTyton's automatic tools are powered by a standard 110 AC 24V (AT2000) and 110 AC 27 V (AT2060) electrical outlet that converts to a low DC voltage to the tool. All power systems offer the installer the mobility needed to tackle different harnessing requirements.
- **Uniform Fastening Quality**  
HellermannTyton's automatic cable tie systems feature adjustable tension control to deliver consistent levels of cable tie fastening.
- **Range**  
HellermannTyton offers the widest range of automatic cable tie tool systems which cover cable tie tensile strengths of 18, 30, and 50 pounds with bundle diameters between 1/16" to over 3".



AT53080



An LED panel shows the status of the tool.

Product Selection		
Article No.	Part No.	Max. Ø Bundle
120-00000	AT2000	.75" (20 mm)
103-00000	AT2060	1.25" (31 mm)
102-00000	ATS10200000	3.14" (80 mm)

### Automatic bundling up to ¾ inches

#### AT2000 CPK

The reliability, ease of handling and flexibility make the AT2000 CPK ideal for a variety of applications: cable assemblies for automotive, brown and white goods, electronics, as well as sealing bags and parts bundling.

With the Bench Mount CPK or Overhead Suspension CPK accessories, the AT2000 CPK can be used stationary or mobile, depending on what is best for the application.

Another option is to integrate the AT2000 CPK into a fully automated production line by using the Power Pack with Control Box (optional), which is the interface between the AT2000 CPK and the production line.

#### Features and Benefits

- Independent tensioning drive provides unequalled tensioning control and repeatability
- New software and user interface make managing the bundling tension and speed, tracking performance, troubleshooting issues and logging data easier than ever before
- Counterbalanced hanger causes the AT2000 CPK to feel virtually weightless, enhancing ergonomics without restricting a user's motion
- Removable handle enables integration with fully automated applications to further increase productivity and decrease labor costs
- Configurable blade enables AT2000 CPK to cut cable ties flush or with a tail, depending on application requirements



The AT2000 CPK delivers the highest degree of process reliability for automatic bundling applications.



Power Pack for AT2000 CPK.

Product Selection		Power Supply	Cycle Time	Tension Force	Weight		Pkg. Qty.
Article No.	Part No.				lbs. (kg)		
106-00000	106-00000	Electronically, with Power Pack CPK	Adjustable 0.8 sec to 1.4 sec.	Adjustable	3.97 (1.8)		1

## Automatic bundling up to ¾ inches

### Cable Ties for AT2000 Series

AT2000 CPK is designed to use HellermannTyton's 18 pound cable ties and will fasten bundles up to ¾ of an inch in diameter. Engineered specifically for automatic cable tie assembly, these ties are offered in varying material compositions and colors, so manufacturers can select the ties that meet the application requirements and industry best practices.

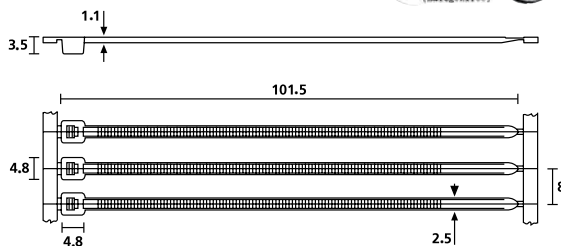
### Features and Benefits

- Cable ties are made from PA66, so they can be easily recycled to meet environmental management objectives
- HellermannTyton 18 lb. cable ties are available in natural, black and other colors (upon request) to support color-coded wire management schemes
- Bandoleers of 50 or reels of 5,000 cable ties are available, enabling maximum user efficiency in hand-held, bench mount or automated processes



The AT2000 Series is designed for 18 lb. cable ties.

Material Data	Material	Polyamide 6.6 (PA66)	Polyamide 6.6 heat stabilized (PA66HS)	Polyamide 4.6 (PA46)
Operating Temperature		-40°F to +185°F (-40°C to +85°C)	-40°F to +257°F (-40°C to +125°C)	-40°F to +275°F (-40°C to +135°C)
Flammability		UL94 V2		



Bandoleer T18RA

Article No.	Part No.	Max. Ø Bundle		Min. Tensile Strength		Color	Material	Pkg. Qty.
		in.	(mm)	lbs.	(N)			
120-05001	T18RA50	0.75	(20.0)	18.0	(80.0)	Natural (NA)	PA66	500
120-05003	T18RA50HSW	0.75	(20.0)	18.0	(80.0)	Black (BK)	PA66HS	500
120-05004	T18RA5000	0.75	(20.0)	18.0	(80.0)	Natural (NA)	PA66	5000
120-05007	T18RA5000HSW	0.75	(20.0)	18.0	(80.0)	Black (BK)	PA66HS	5000
120-05015	120-05015	0.75	(20.0)	18.0	(80.0)	Natural (NA)	PA46	5000

All dimensions in mm and inches. Subject to technical changes. Minimum Order Quantity (MOQ) may differ from package content. More colors upon request. Please contact us!

## Automatic bundling up to ¾ inches

### HT Data Management

HT Data Management is the software that provides tool management and data logging. In addition to setting the language displayed on the TFT liquid crystal display, the force setting, cycle speed and three-digit secure access control are managed. Along with the software itself, performance data such as the counter reading and even the operating temperature and humidity are stored in the tool. Troubleshooting is simplified because HT Data Management doesn't just give you error message codes, it describes how to solve problems.

### Features and Benefits

- HT Data Management communicates production acquisition data (PDA) critical for tracking and optimizing manufacturing processes
- Software is stored in the tool, so settings and production data are safe even when using different power packs
- Troubleshooting messages guide users through problems, minimizing process downtime
- New user interface displays fault diagnostics and device control in 19 languages, enabling tool sharing and global adoption (no access code needed)
- Access-code based security allows only authorized users to adjust select settings, ensuring consistency when AT2000 CPK is shared by multiple users



*Comprehensive production data acquisition (PDA) and service software allow for process analysis and precise fault diagnosis.*

*With AT2000 CPK and HT Data Management software, manufacturers can have the application flexibility and repeatability needed for today's high volume assembly and a platform ready for tomorrow's fully automated processes.*

### AT2060

HellermannTyton's AT2060 automatically installs cable ties for bundles up to 1-1/4". The many ergonomic benefits include easy trigger depression and low weight that reduces operator effort and strain. Operation and maintenance of the tool are enhanced by the self-diagnostic LED panel located on the AT2060.

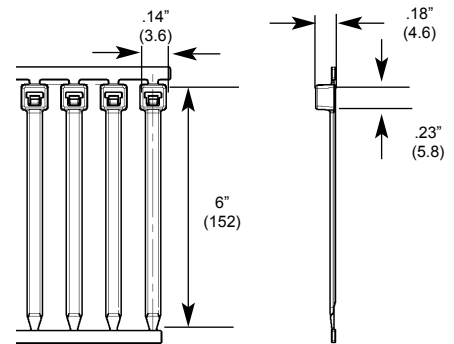


#### AT2060 Technical Specifications

Power Supply	<b>Electrical</b>
Cycle Time	<b>1.2 seconds</b>
Weight	<b>3.9lbs</b>
Pawl Travel Stroke	<b>1.25" (3.175 cm)</b>
Tension Force	<b>Adjustable</b>

#### AT2060 Cable Tie Specifications

<b>Operating Temperature</b>	
Natural Polyamide 6.6	<b>-40 °F to +185 °F (-40 °C to +85 °C)</b>
Heat stabilized, black, Polyamide 6.6	<b>-40 °F to +221 °F (-40 °C to +105 °C)</b>
Reel Diameter	<b>17.7 " (450)</b>
Reel Width	<b>7.197 " (182.8)</b>
Reel Weight	<b>7 lbs</b>



#### Product Selection

Article No.	Part No.	Type	Description	Min. Tensile Strength	Max. Ø Bundle	Pkg. Qty.
				lbs. (N)	in. (mm)	
103-00000	<b>AT2060</b>	AT2060	Includes AT2060 tool, power supply, power cord, tool cord, and maintenance and operation manual.			1

#### Natural Cable Ties

103-00002	<b>T30RA30</b>	T30RA	Cable ties on a bandolier for use with the AT2060 tool	30 lbs (133.44)	1.25" (31)	6,000 per carton includes: 30 per bandolier 600 per bag
103-00001	<b>T30RA3000</b>	T30RA3000	Cable ties on a reel for use with the AT2060 tool	30 lbs (133.44)	1.25" (31)	6,000 per carton includes: 3,000 per reel 2 reels per carton

#### Black, Heat Stabilized Cable Ties

103-00003	<b>T30RA300HS</b>	T30RA	Cable ties on a bandolier for use with the AT2060 tool	30 lbs (133.44)	1.25" (31)	6,000 per carton includes: 30 per bandolier 600 per bag
103-00004	<b>T30RA3000HS</b>	T30RA	Cable ties on a reel for use with the AT2060 tool	30 lbs (133.44)	1.25" (31)	6,000 per carton includes: 3,000 per reel 2 reels per carton

Dimensions are approximate and subject to technical changes. Use **Part No.** for ordering and **Type** for specification purposes. V/O rated ties and 4/6 ties for high temperatures can be made available for the AT2060. Various colors available upon request (Contact HellermannTyton for lead time).

For information on AT2060's Bench Mount System and Overhead Suspension Assembly see page 85 and 86. For information on Wire Retainers for Harness Boards see page 87.

### Accessories for AT2000 CPK/AT2060

AT2000 CPK/AT2060 accessories enable adapting the tool to the process. The Bench Mount Kit allows bringing the work to the tool, maximizing productivity and precision. The Overhead Suspension Kit features a new counterbalanced hanger that makes it very comfortable to operate in both stationary and mobile applications, even during extended use.

#### Features and Benefits

- Bench Mount Kit facilitates converting the AT2000 CPK/AT2060 to a stationary position and increase bundling precision
- New counterbalanced overhead hanger system improves ergonomics, reducing fatigue-related injuries
- Power Pack CPK with Control Box provides integration with automated processes, speeding production and reducing personnel requirements
- HH20 screw mount wire retainer is used as a spacer for optimal bundling support



Bench Mount Kit

Article No.	Part No.	Description	Pkg. Qty.
<b>AT2000 CPK</b>			
120-00080	HH-20	Screw Mount Wire Retainer	25
106-00100	106-00100	Power Pack CPK	1
106-00110	106-00110	Power Pack CPK with Control Box	1
103-00023	AT20VHD	Overhead Suspension Kit	1
106-00040	106-00040	Bench Mount Kit	1
<b>AT2060</b>			
120-00080	HH-20	Screw Mount Wire Retainer	25
103-00023	AT20VHD	Overhead Suspension Kit	1
103-00022	AT2BMNT	Bench Mount Kit	1



Overhead Suspension Kit



Application with the Bench Mount Kit CPK.

**Warranty Policy** HellermannTyton products are warranted to be free from defects in material and workmanship at the time sold by us; but our obligation under this warranty and that of the seller is limited to the replacement of the product, and neither we nor the seller are bound by any other warranty, expressed, implied or statutory. Under no circumstances are we or the seller liable for any loss, damage, expenses or consequential damages of any kind arising out of the use or inability to use these products. All are sold with the understanding that the user will test them in actual use and determine their adaptability for the intended uses.



## AutoTool System 3080 For bundles up to 3.14"

HellermannTyton's ATS3080 automatically installs cable ties for bundles up to 3.14" in diameter with one trigger depression. This innovative system utilizes strap and closures (ordered separately) to achieve a waste free system. The ATS3080 uses only the required strap length required for the diameter. The strap is outside serrated so that it will not damage sensitive wire and cable bundles.

This well balanced tool has ergonomic benefits that include low weight and a comfortable hand grip which reduces operator strain and injury while installing cable ties. The ATS3080 possesses a LED panel that provides critical operational feedback that makes it easier to maintain and operate the tool.

The ATS3080 has three jaw diameters available: 1.18" (30mm), 1.96" (50mm), and 3.14" (80mm). The jaws are easily interchanged and further tool adjustment between the three jaw diameters is unnecessary.



### ATS3080 Technical Specifications

Power Supply	<b>Electrical</b>
Cycle Time	<b>approx. 1.3 sec. (50 mm jaw)</b>
Weight	<b>3.2lbs</b>
Installation	<b>Mobile, bench mount or overhead</b>
Tension Force	<b>Adjustable</b>



Closures and strap for ATS3080



### ATS3080 Cable Tie Specifications

Material	<b>Polyamide 6.6 high impact modified, heat and UV stabilized (PA66HIRHSUV)</b>
Operating Temperature	<b>-40 °C to +95 °C continuous, (+105 °C for 5000 h)</b>
Flammability	<b>UL94 HB</b>
<b>Strap Reel</b>	
<b>Dimensions</b>	
Reel Diameter	<b>15.25" (387 mm)</b>
Reel Width	<b>3.5" (88.9 mm)</b>
Reel Weight	<b>6lbs (2.72 kg)</b>
<b>Closure Reel</b>	
<b>Dimensions</b>	
Reel Diameter	<b>15.25" (387 mm)</b>
Reel Width	<b>3.5" (88.9 mm)</b>
Reel Weight	<b>3.5lbs (1.58 kg)</b>





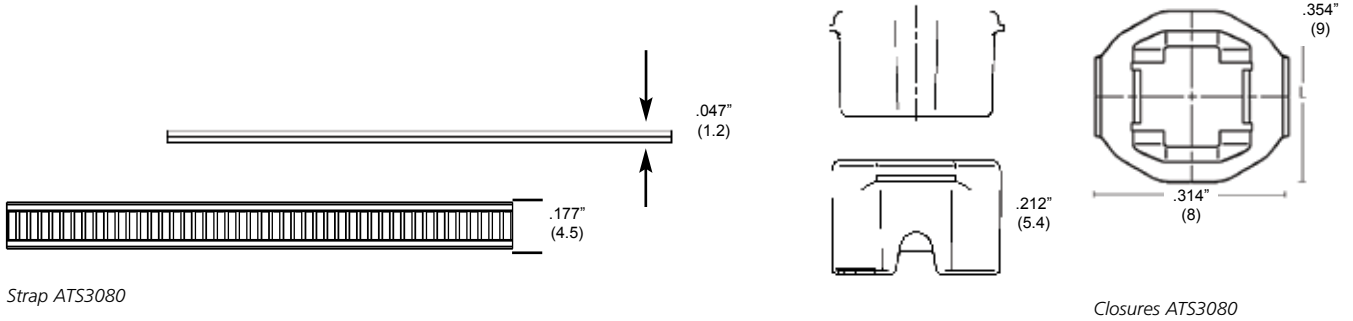
AT3080 with mobile trolley unit



AT3080 with overhead



AT3080 with bench mount



Product Selection

Article No.	Part No.	Type	Description	Min Tensile Unlocking Strength (lbs)	Pkg. Qty. ft. (m)
102-00000	<b>AT3080</b>	AT3080	Includes AT3080 tool, power cord, tool cord, and maintenance and operation manual. Does not include power supply.		1
102-00010	<b>AT3080</b>	Power Pack AT3080	Power Supply Unit for AT3080 Input: 230/115 VAC, 50-60 Hz Output: 48 VDC, max. 50W		1
<b>Natural Strap and Closures</b>					
102-66109	<b>AT3080</b>	Strap Natural AT3080	AT3080 Strap	50 lbs	1640 ft. (500)
102-66209	<b>AT3080</b>	Closures Natural AT3080	AT3080 Closure	50 lbs	5000 pcs
<b>Black Strap and Closures</b>					
102-66110	<b>AT3080</b>	Strap Black AT3080	AT3080 Strap	50 lbs	1640 ft. (500)
102-66210	<b>AT3080</b>	Closures Black AT3080	AT3080 Closures	50 lbs	5000 pcs
102-00040	<b>AT3080</b>	Bench Mount Kit	Bench Mount Kit for AT3080 Integrated pneumatic system that coordinates tool and reels. Foot pedal application, other actuation options available		1
102-00050	<b>AT3080</b>	Overhead Suspender	Overhead Suspender AT3080		1
102-00030	<b>ATSTROLLEY</b>	Trolley AT3080	Trolley		1


Dimensions are approximate and subject to technical changes. Use **Part No.** for ordering and **Type** for specification purposes.

## Quick Tool

HellermannTyton's Quick Tool is an automatic bench mount system suited for high volume cable tie applications. This air powered tool accommodates a reel of 5,000 ties and, like HellermannTyton's other automated systems, can be integrated into further automation as well as fully incorporated into conveyor or assembly line applications.

### Product Features

- The system is a one piece, bench top unit which increases efficiency through quick and reliable fastening.
- It can be installed where a 110 VAC electrical outlet and pneumatic air source are available.
- Provides consistent fastening tension.
- Controls fastening tension.
- Ties are available in two styles: standard and heat stabilized.
- Custom colors for Quick Tool ties are also available. Contact HellermannTyton for more information.



QS101 Cable Tie Specifications

<b>Operating Temperature</b>	
Natural Polyamide 6.6	<b>-40 °F to +185 °F (-40 °C to +85 °C)</b>
Heat stabilized, black, Polyamide 6.6	<b>-40 °F to +221 °F (-40 °C to +105 °C)</b>
Reel Diameter	<b>18" (457 mm)</b>
Reel Width	<b>5.20" (132 mm)</b>
Reel Weight	<b>4.8 lbs (2.18 kg)</b>



QS101 Technical Specifications

Max. Ø Bundle	<b>0.630" (16.00 mm)</b>
Wattage	<b>70W</b>
Power Supply	<b>Electrical/Pneumatic Power</b>
Cycle Time	<b>1.2 Seconds</b>
Weight	<b>40 lbs.</b>
Installation	<b>Bench</b>
Tension Force	<b>Adjustable (9.92 lbs - 19.84 lbs)</b>

Product Selection

Article No.	Part No.	Type	Description	Min Tensile Unlocking Strength (lbs)	Max. Ø Bundle	Width (W)	Length (L)	Pkg. Qty.
					in. (mm)	in. (mm)	in. (mm)	
105-00000	<b>QS101</b>	QS101	Includes Quick Tool, power cord, maintenance and operation manual and foot pedal.					1
<b>Natural Cable Ties</b>								
105-00006	<b>QTTIE9</b>	QTTIE9	Cable ties on reel for use with the Quick Tool.	18	.63" (16)	.10" (2.5)	4.0" (101)	10,000 per carton: 5,000 per reel 2 reels per carton
<b>Black Heat Stabilized Cable Ties</b>								
105-00001	<b>QTTIEOHS</b>	QTTIEOHS	Cable ties on reel for use with the Quick Tool.	18	.63" (16)	.10" (2.5)	4.0" (101)	10,000 per carton: 5,000 per reel 2 reels per carton

Dimensions are approximate and subject to technical changes. Use **Part No.** for ordering and **Type** for specification purposes. **Various colored cable ties available upon request. Contact HellermannTyton for more information and lead times.**

### Cable Tie Mounts

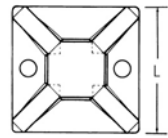
HellermannTyton's 4-way mounting bases are available in four sizes to accommodate T18 through T150 series cable ties. Insertion of ties can be made from all four sides. Each mount may be secured with two screws (four screws for the MB2.5 mount), with adhesive backing, or both, for ease of application and stability.

For applications where higher temperatures, certain chemicals, or UV radiation are a concern and an adhesive is the preferred method for securing, the acrylic adhesive 4-way mounting bases are recommended. The 2-way mounting bases may be secured with one screw, with adhesive backing, or both, and allow ties to be inserted from two sides.

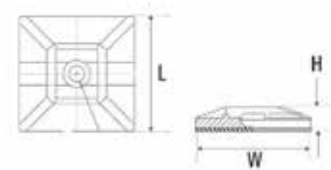


Adhesive mounts are supplied in pairs connected together on an adhesive liner.

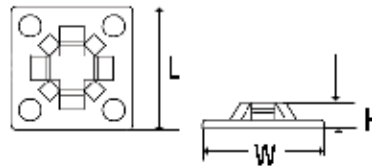
Material Data	
Material	<b>Polyamide 6.6 (PA66)</b>
Operating Temperature	<b>-40 °F to +185 °F (-40 °C to +85 °C) continuous</b>
Flammability	<b>UL94 V2 (excluding adhesive)</b>



4-way, MB3, MB4 and MB5 mounts



2-way mount



4-way, MB2.5 mount



### Cable Tie Mounting Bases - Screw Mount

Product Selection					Length (L)	Width (W)	Height (H)	Color	Pkg. Qty.
Article No.	Part No.	Type	Cable Tie Series	Mounting	in. (mm)	in. (mm)	in. (mm)		
<b>2- Way Screw Mount</b>									
151-29104	<b>MB4SH10C2</b>	MB4SH	T18 - T50	# 6 Screw	1.115" (28.32)	1.115" (28.32)	.202" (5.13)	White	100
151-00323	<b>MB4SH10H4</b>	MB4SH			1.115" (28.32)	1.115" (28.32)	.202" (5.13)	White	500
151-29100	<b>MB4SH0C2</b>	MB4SH			1.115" (28.32)	1.115" (28.32)	.202" (5.13)	Black	100
151-29101	<b>MB4SH0H4</b>	MB4SH			1.115" (28.32)	1.115" (28.32)	.202" (5.13)	Black	500
<b>4- Way Screw Mount</b>									
151-28901	<b>MB2.510C2</b>	MB2.5	T18	# 3 Screw	.625" (15.88)	.625" (15.88)	.130" (3.3)	White	100
151-28902	<b>MB2.510M4</b>	MB2.5			.625" (15.88)	.625" (15.88)	.130" (3.3)	White	1000
151-00285	<b>MB2.50C2</b>	MB2.5			.625" (15.88)	.625" (15.88)	.130" (3.3)	Black	100
151-00286	<b>MB2.50M4</b>	MB2.5			.625" (15.88)	.625" (15.88)	.130" (3.3)	Black	1000
151-28302	<b>MB310C2</b>	MB3	T18, T30	#4 Screw	.75" (19.0)	.75" (19.0)	.15" (3.8)	White	100
151-28305	<b>MB310M4</b>	MB3			.75" (19.0)	.75" (19.0)	.15" (3.8)	White	1000
151-00136	<b>MB30C2</b>	MB3			.75" (19.0)	.75" (19.0)	.15" (3.8)	Black	100
151-28301	<b>MB30M4</b>	MB3			.75" (19.0)	.75" (19.0)	.15" (3.8)	Black	1000
151-28802	<b>MB410C2</b>	MB4	T18 - T50	#8 Screw	1.12" (28.5)	1.12" (28.5)	.19" (4.8)	White	100
151-00319	<b>MB410H4</b>	MB4			1.12" (28.5)	1.12" (28.5)	.19" (4.8)	White	500
151-00320	<b>MB40C2</b>	MB4			1.12" (28.5)	1.12" (28.5)	.19" (4.8)	Black	100
151-28801	<b>MB40H4</b>	MB4			1.12" (28.5)	1.12" (28.5)	.19" (4.8)	Black	500
151-00324	<b>MB510C2</b>	MB5	T18 - T150	#8 Screw	1.485" (37.7)	1.485" (37.7)	.245" (6.2)	White	100
151-28504	<b>MB510F4</b>	MB5			1.485" (37.7)	1.485" (37.7)	.245" (6.2)	White	250
151-28500	<b>MB50C2</b>	MB5			1.485" (37.7)	1.485" (37.7)	.245" (6.2)	Black	100
151-28501	<b>MB50F4</b>	MB5			1.485" (37.7)	1.485" (37.7)	.245" (6.2)	Black	250

Dimensions are approximate and subject to technical changes. Use **Part No.** for ordering and **Type** for specification purposes.

### Cable Tie Mounting Bases - Rubber-Based Adhesive

Product Selection									
Article No.	Part No.	Type	Cable Tie Series	Mounting	Length (L)	Width (W)	Height (H)	Color	Pkg. Qty.
					in. (mm)	in. (mm)	in. (mm)		
<b>2- Way Mount with Rubber - Based Adhesive</b>									
151-29203	<b>MB4SHA10C2</b>	MB4SHA	T18 - T50	Adhesive	1.115" (28.32)	1.115" (28.32)	.232" (5.89)	White	100
151-29206	<b>MB4SHA10H4</b>	MB4SHA			1.115" (28.32)	1.115" (28.32)	.232" (5.89)	White	500
151-29200	<b>MB4SHA0C2</b>	MB4SHA			1.115" (28.32)	1.115" (28.32)	.232" (5.89)	Black	100
<b>4- Way Mount with Rubber - Based Adhesive</b>									
151-29002	<b>MB2.5A10C2</b>	MB2.5A	T18	Adhesive	.625" (15.88)	.625" (15.88)	.160" (4.1)	White	100
151-00298	<b>MB2.5A10M4</b>	MB2.5A			.625" (15.88)	.625" (15.88)	.160" (4.1)	White	1000
151-29000	<b>MB2.5A0C2</b>	MB2.5A			.625" (15.88)	.625" (15.88)	.160" (4.1)	Black	100
151-29001	<b>MB2.5A0M4</b>	MB2.5A			.625" (15.88)	.625" (15.88)	.160" (4.1)	Black	1000
151-28718	<b>MB3A10C2</b>	MB3A	T18, T30	Adhesive	.75" (19.0)	.75" (19.0)	.18" (4.6)	White	100
151-28721	<b>MB3A10M4</b>	MB3A			.75" (19.0)	.75" (19.0)	.18" (4.6)	White	1000
151-28710	<b>MB3A0C2</b>	MB3A			.75" (19.0)	.75" (19.0)	.18" (4.6)	Black	100
151-28713	<b>MB3A0M4</b>	MB3A			.75" (19.0)	.75" (19.0)	.18" (4.6)	Black	1000
151-28421	<b>MB4A10C2</b>	MB4A	T18 - T50	Adhesive	1.12" (28.0)	1.12" (28.0)	.22" (5.6)	White	100
151-00321	<b>MB4A10H4</b>	MB4A			1.12" (28.0)	1.12" (28.0)	.22" (5.6)	White	500
151-28403	<b>MB4A0C2</b>	MB4A			1.12" (28.0)	1.12" (28.0)	.22" (5.6)	Black	100
151-28406	<b>MB4A0H4</b>	MB4A			1.12" (28.0)	1.12" (28.0)	.22" (5.6)	Black	500
151-28529	<b>MB5A10C2</b>	MB5A	T18 - T150	Adhesive	1.485" (37.7)	1.485" (37.7)	.275" (6.9)	White	100
151-00427	<b>MB5A10F4</b>	MB5A			1.485" (37.7)	1.485" (37.7)	.275" (6.9)	White	250
151-28602	<b>MB5A0C2</b>	MB5A			1.485" (37.7)	1.485" (37.7)	.275" (6.9)	Black	100
151-28605	<b>MB5A0F4</b>	MB5A			1.485" (37.7)	1.485" (37.7)	.275" (6.9)	Black	250

Dimensions are approximate and subject to technical changes. Use **Part No.** for ordering and **Type** for specification purposes.



### Cable Tie Mounting Bases - Acrylic Adhesive

Product Selection									
Article No.	Part No.	Type	Cable Tie Series	Mounting	Length (L)	Width (W)	Height (H)	Color	Pkg. Qty.
					in. (mm)	in. (mm)	in. (mm)		
<b>4 - Way Screw Mount Acrylic Adhesive</b>									
151-00331	<b>MB3A10A2C2</b>	MB3A	T18, T30	Adhesive	.75" (19.0)	.75" (19.0)	.18" (4.6)	White	100
151-28717	<b>MB3A10A2H4</b>	MB3A			.75" (19.0)	.75" (19.0)	.18" (4.6)	White	500
151-28711	<b>MB3A0A2C2</b>	MB3A			.75" (19.0)	.75" (19.0)	.18" (4.6)	Black	100
151-28709	<b>MB3A0A2H4</b>	MB3A			.75" (19.0)	.75" (19.0)	.18" (4.6)	Black	500
151-28420	<b>MB4A10A2C2</b>	MB4A	T18 - T50	Adhesive	1.12" (28.5)	1.12" (28.5)	.23" (5.9)	White	100
151-00322	<b>MB4A10A2H4</b>	MB4A			1.12" (28.5)	1.12" (28.5)	.23" (5.9)	White	500
151-28402	<b>MB4A0A2C2</b>	MB4A			1.12" (28.5)	1.12" (28.5)	.23" (5.9)	Black	100
151-28405	<b>MB4A0A2H4</b>	MB4A			1.12" (28.5)	1.12" (28.5)	.23" (5.9)	Black	500
151-28607	<b>MB5A10A2C2</b>	MB5A	T18 - T150	Adhesive	1.485" (37.7)	1.485" (37.7)	.275" (6.9)	White	100
151-28610	<b>MB5A10A2F4</b>	MB5A			1.485" (37.7)	1.485" (37.7)	.275" (6.9)	White	250
151-28600	<b>MB5A0A2C2</b>	MB5A			1.485" (37.7)	1.485" (37.7)	.275" (6.9)	Black	100
151-28604	<b>MB5A0A2F4</b>	MB5A			1.485" (37.7)	1.485" (37.7)	.275" (6.9)	Black	250

Dimensions are approximate and subject to technical changes. Use **Part No.** for ordering and **Type** for specification purposes.

### Cable Tie Mounting Bases - High Temperature/Heavy Bond Adhesive

For extreme heavy duty applications, our high temperature/heavy bond adhesive mounts work well on difficult surfaces such as paint or plastics. The mounts are made of our high temp, impact modified PA66 material and use a specially formulated acrylic adhesive making the bond extremely durable.

Product Selection									
Article No.	Part No.	Type	Cable Tie Series	Mounting	Length (L)	Width (W)	Height (H)	Color	Pkg. Qty.
					in. (mm)	in. (mm)	in. (mm)		
151-00432	<b>151-00432</b>	MB3APT	T18, T30	Adhesive	.75" (19.0)	.75" (19.0)	.15" (3.8)	Black	100
151-00433	<b>151-00433</b>	MB4APT	T18 - T50		1.1" (28.0)	1.1" (28.0)	.19 (4.7)	Black	100

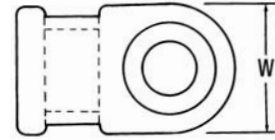
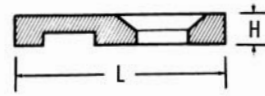
Dimensions are approximate and subject to technical changes. Use **Part No.** for ordering and **Type** for specification purposes.

### Low Profile Cable Tie Mounts

Low profile mounts are intended for use in securing bundles where space is limited. Each mount is fastened with a single screw.



Material Data		RoHS
Material	<b>Polyamide 6.6 (PA66)</b>	
Operating Temperature	<b>-40 °F to +185 °F (-40 °C to +85 °C) continuous</b>	
Flammability	<b>UL94 V2</b>	



#### Product Selection

Article No.	Part No.	Type	Cable Tie Series	Mounting	Length (L)	Width (W)	Height (H)	Color	Pkg. Qty.
					in. (mm)	in. (mm)	in. (mm)		
151-28119	<b>MB19C2</b>	MB1	T18	#2 Screw	.500" (12.70)	.312" (7.92)	.130" (3.30)	Natural	100
151-28101	<b>MB19M4</b>				.500" (12.70)	.312" (7.92)	.130" (3.30)	Natural	1000
151-00295	<b>MB10C2</b>				.500" (12.70)	.312" (7.92)	.130" (3.30)	Black	100
151-00296	<b>MB10M4</b>				.500" (12.70)	.312" (7.92)	.130" (3.30)	Black	1000
151-00227	<b>MB29C2</b>	MB2	T18 - T50	# 8 Screw	.807" (20.50)	.490" (12.45)	.130" (3.30)	Natural	100
151-00297	<b>MB29M4</b>				.807" (20.50)	.490" (12.45)	.130" (3.30)	Natural	1000
151-28210	<b>MB20C2</b>				.807" (20.50)	.490" (12.45)	.130" (3.30)	Black	100
151-28202	<b>MB20M4</b>				.807" (20.50)	.490" (12.45)	.130" (3.30)	Black	1000

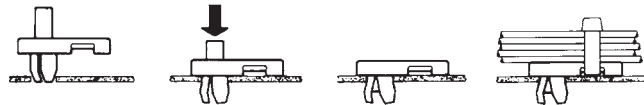
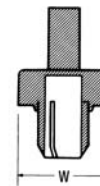
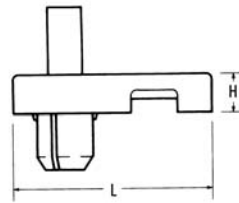
Dimensions are approximate and subject to technical changes. Use **Part No.** for ordering and **Type** for specification purposes.

### Low Profile Rivet Mounts

The low profile rivet mount is designed to secure wiring bundles and fastens with the drive rivet through a predrilled hole. This mount is ideal for use in applications where space is limited.



Material Data		RoHS
Material	<b>Polyamide 6.6 (PA66)</b>	
Operating Temperature	<b>-40 °F to +185 °F (-40 °C to +85 °C) continuous</b>	
Flammability	<b>UL94 V2</b>	



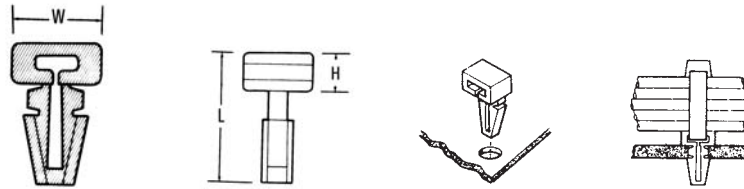
#### Product Selection

Article No.	Part No.	Type	Cable Tie Series	Mounting Hole Ø	Max. Panel Thickness	Length (L)	Width (W)	Height (H)	Color	Pkg. Qty.
				in. (mm)	in. (mm)	in. (mm)	in. (mm)	in. (mm)		
151-27000	<b>LKCRF19C2</b>	LKCRF1	T18 -	.250" (6.35)	.134" (3.4)	.938" (23.82)	.470" (11.94)	.157" (3.99)	Natural	100
151-27009	<b>LKCRF19H4</b>	LKCRF1	T50	.250" (6.35)	.134" (3.4)	.938" (23.82)	.470" (11.91)	.157" (3.99)	Natural	500

Dimensions are approximate and subject to technical changes. Use **Part No.** for ordering and **Type** for specification purposes.

### Push Mounts

Intended for use in a predrilled hole, this push mount accepts T18 through T50 series cable ties. Once inserted through the hole, the mount locks into place.



Material Data		RoHS
Material	Polyamide 6.6 (PA66)	
Operating Temperature	-40 °F to +185 °F (-40 °C to +85 °C) continuous	
Flammability	UL94 V2	

**UL**  
File# E64139

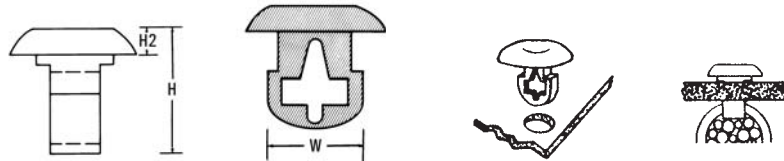
Product Selection

Article No.	Part No.	Type	Cable Tie Series	Mounting Hole Ø	Max. Panel Thickness	Length (L)	Width (W)	Height (H)	Color	Pkg. Qty.
				in. (mm)	in. (mm)	in. (mm)	in. (mm)	in. (mm)		
151-40106	TM1SF10C2	TM1SF	T18 - T50	.25" (6.3)	.134" (3.4)	.616" (15.65)	.401" (10.19)	.181" (4.60)	White	100
151-00328	TM1SF10M4	TM1SF		.25" (6.3)	.134" (3.4)	.616" (15.65)	.401" (10.19)	.181" (4.60)	White	1000
151-40100	TM1SF0C2	TM1SF		.25" (6.3)	.134" (3.4)	.616" (15.65)	.401" (10.19)	.181" (4.60)	Black	100
151-40101	TM1SF0M4	TM1SF		.25" (6.3)	.134" (3.4)	.616" (15.65)	.401" (10.19)	.181" (4.60)	Black	1000

Dimensions are approximate and subject to technical changes. Use **Part No.** for ordering and **Type** for specification purposes.

### Push Button Mounts

The push button mounts are used where the back of the panel is accessible.



Material Data		RoHS
Material	Polyamide 6.6 (PA66)	
Operating Temperature	-40 °F to +185 °F (-40 °C to +85 °C) continuous	
Flammability	UL94 V2	

**UL**  
File# E64139

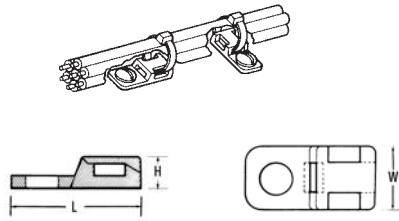
Product Selection

Article No.	Part No.	Type	Cable Tie Series	Mounting Hole Ø	Max. Panel Thickness	Width (W)	Height (H)	Height (H2)	Color	Pkg. Qty.
				in. (mm)	in. (mm)	in. (mm)	in. (mm)	in. (mm)		
151-00230	PBM10C2	PBM	T18 - T50	.25" (6.4)	.122" (3.1)	.26" (6.60)	.40" (10.16)	.08" (2.03)	White	100
151-00231	PBM10M4	PBM		.25" (6.4)	.122" (3.1)	.26" (6.60)	.40" (10.16)	.08" (2.03)	White	1000
151-00228	PBM0C2	PBM		.25" (6.4)	.122" (3.1)	.26" (6.60)	.40" (10.16)	.08" (2.03)	Black	100
151-00229	PBM0M4	PBM		.25" (6.4)	.122" (3.1)	.26" (6.60)	.40" (10.16)	.08" (2.03)	Black	1000

Dimensions are approximate and subject to technical changes. Use **Part No.** for ordering and **Type** for specification purposes.

### Cable Tie Anchor Mounts (CTAM)

Cable ties may be inserted from any of the four sides of the CTAM. This feature allows the mount to be placed either parallel or perpendicular to the wires.



Material Data	
Material	<b>Polyamide 6.6 (PA66)</b>
Operating Temperature	<b>-40 °F to +185 °F (-40 °C to +85 °C) continuous</b>
Flammability	<b>UL94 V2</b>

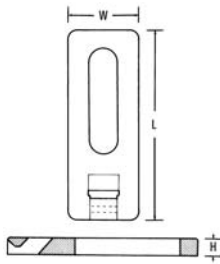


Product Selection									
Article No.	Part No.	Type	Cable Tie Series	Mounting	Width (W)	Length (L)	Height (H)	Color	Pkg. Qty.
					in. (mm)	in. (mm)	in. (mm)		
151-31103	<b>CTAM110C2</b>	CTAM1	T18 - T50	#8 screw	.400" (10.16)	.800" (20.32)	.200" (5.08)	White	100
151-31106	<b>CTAM110M4</b>	CTAM1			.400" (10.16)	.800" (20.32)	.200" (5.08)	White	1000
151-31101	<b>CTAM10C2</b>	CTAM1			.400" (10.16)	.800" (20.32)	.200" (5.08)	Black	100
151-00287	<b>CTAM10M4</b>	CTAM1			.400" (10.16)	.800" (20.32)	.200" (5.08)	Black	1000
151-31203	<b>CTAM210C2</b>	CTAM2		#10 screw	.400" (10.16)	.800" (20.32)	.200" (5.08)	White	100
151-31205	<b>CTAM210M4</b>	CTAM2			.400" (10.16)	.800" (20.32)	.200" (5.08)	White	1000
151-31201	<b>CTAM20C2</b>	CTAM2			.400" (10.16)	.800" (20.32)	.200" (5.08)	Black	100
151-31202	<b>CTAM20M4</b>	CTAM2			.400" (10.16)	.800" (20.32)	.200" (5.08)	Black	1000

Dimensions are approximate and subject to technical changes. Use **Part No.** for ordering and **Type** for specification purposes.

### Cable Tie Anchor Plates (CTAP)

These plates have slotted mounting holes to provide for easier alignment of mount and bundles. Once aligned, they are fastened securely by tightening the applied screw. The CTAP2 allows an additional screw for maximum stability. Both plates are used perpendicularly to the wire bundle.



Material Data	
Material	<b>Polyamide 6.6 (PA66)</b>
Operating Temperature	<b>-40 °F to +185 °F (-40 °C to +85 °C) continuous</b>
Flammability	<b>UL94 V2</b>



Product Selection									
Article No.	Part No.	Type	Cable Tie Series	Mounting	Width (W)	Length (L)	Height (H)	Color	Pkg. Qty.
					in. (mm)	in. (mm)	in. (mm)		
151-30100	<b>CTAP110C2</b>	CTAP1	T18 - T50	#10 screw	.50" (12.7)	1.34" (34.04)	.15" (3.81)	White	100
151-00288	<b>CTAP110M4</b>	CTAP1			.50" (12.7)	1.34" (34.04)	.15" (3.81)	White	1000
151-00289	<b>CTAP10C2</b>	CTAP1			.50" (12.7)	1.34" (34.04)	.15" (3.81)	Black	100
151-00290	<b>CTAP10M4</b>	CTAP1			.50" (12.7)	1.34" (34.04)	.15" (3.81)	Black	1000
151-30200	<b>CTAP210C2</b>	CTAP2			.50" (12.7)	2.13" (54.1)	.14" (3.5)	White	100
151-00308	<b>CTAP210H4</b>	CTAP2			.50" (12.7)	2.13" (54.1)	.14" (3.5)	White	500
151-00291	<b>CTAP20C2</b>	CTAP2			.50" (12.7)	2.13" (54.1)	.14" (3.5)	Black	100
151-00292	<b>CTAP20M4</b>	CTAP2			.50" (12.7)	2.13" (54.1)	.14" (3.5)	Black	500


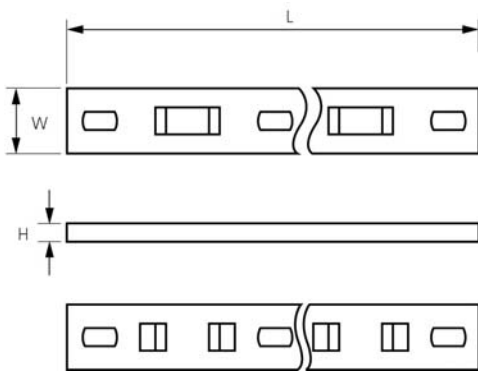

Dimensions are approximate and subject to technical changes. Use **Part No.** for ordering and **Type** for specification purposes.



### Cable Tie Mounting Plates

Allowing multiple cables to be run in parallel, these mounting plates are secured with two screws. The cables are attached to the mounting plate by using a cable tie through any combination of the available slots.

Material Data	
Material	<b>Polyamide 6.6 (PA66)</b>
Operating Temperature	<b>-40 °F to +185 °F (-40 °C to +85 °C) continuous</b>
Color	<b>Natural</b>
Flammability	<b>UL94 V2</b>

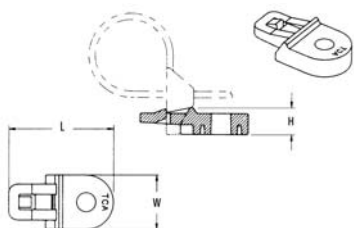


Product Selection			Cable Tie Series	Mounting	Width (W)		Length (L)		Height (H)		Pkg. Qty.
Article No.	Part No.	Type			in.	(mm)	in.	(mm)	in.	(mm)	
154-00000	<b>MP1M3.NN3P</b>	MP1M3	T18 - T50	# 6 (M3) screw	.50"	(12.7)	1.75"	(44.4)	.125"	(3.2)	100
154-00100	<b>MP1M5.NN3P</b>	MP1M5		#10 (M5) screw	.50"	(12.7)	1.75"	(44.4)	.125"	(3.2)	100
151-24219	<b>MP2M3.NN3P</b>	MP2M3		# 6 (M3) screw	.50"	(12.7)	3.00"	(76.2)	.125"	(3.2)	100
154-00300	<b>MP2M5.NN3P</b>	MP2M5		#10 (M5) screw	.50"	(12.7)	3.00"	(76.2)	.125"	(3.2)	100
151-24319	<b>MP3M3.NN3P</b>	MP3M3		# 6 (M3) screw	.50"	(12.7)	4.25"	(108.0)	.125"	(3.2)	100
154-00500	<b>MP3M5.NN3P</b>	MP3M5		#10 (M5) screw	.50"	(12.7)	4.25"	(108.0)	.125"	(3.2)	100
151-24419	<b>MP4M3.NN3P</b>	MP4M3		# 6 (M3) screw	.50"	(12.7)	5.50"	(139.8)	.125"	(3.2)	100
154-00700	<b>MP4M5.NN3P</b>	MP4M5		#10 (M5) screw	.50"	(12.7)	5.50"	(139.8)	.125"	(3.2)	100
151-24519	<b>MP5M3.NN3P</b>	MP5M3		# 6 (M3) screw	.50"	(12.7)	6.75"	(171.6)	.125"	(3.2)	100
154-00900	<b>MP5M5.NN3P</b>	MP5M5		#10 (M5) screw	.50"	(12.7)	6.75"	(171.6)	.125"	(3.2)	100
154-00018	<b>MSMP5/69C2</b>	MSMP5/6	T18 - T120	# 6 (M3) screw	.618"	(15.7)	8.08"	(205.3)	.21"	(5.33)	100
154-01200	<b>MSMP5/109C2</b>	MSMP5/10		#10 (M5) screw	.618"	(15.7)	8.08"	(205.3)	.21"	(5.33)	100
154-01302	<b>MSMP6/69C2</b>	MSMP6/6		# 6 (M3) screw	.618"	(15.7)	9.58"	(243.3)	.21"	(5.33)	100
154-01300	<b>MSMP6/109C2</b>	MSMP6/10		#10 (M5) screw	.618"	(15.7)	9.58"	(243.3)	.21"	(5.33)	100

Dimensions are approximate and subject to technical changes. Use **Part No.** for ordering and **Type** for specification purposes.

### Lashing Tie Mounts

The lashing tie mount is designed to snap into the T250 lashing tie. The tie head is assembled perpendicular to the mount. The strap is parallel to the mount when inserted into the head. The lashing tie mount is recommended for indoor or outdoor wall mount cable applications.



Material Data	
Material	<b>Polyamide 6.6 heat stabilized (PA66HS)</b>
Operating Temperature	<b>-40 °F to +221°F (-40 °C to +105 °C) continuous</b>
Flammability	<b>UL94 V2</b>



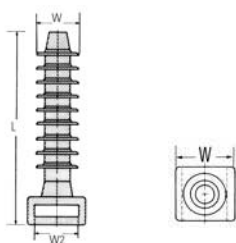
#### Product Selection

Article No.	Part No.	Type	Cable Tie Series	Mounting	Width (W)	Length (L)	Height (H)	Color	Pkg. Qty.
					in. (mm)	in. (mm)	in. (mm)		
151-00358	<b>LTM2500C2</b>	LTM250	T250	.25" screw	.733" (18.62)	1.46" (37.08)	.378" (9.60)	Black	100
151-00293	<b>LTM2500H4</b>	LTM250			.733" (18.62)	1.46" (37.08)	.378" (9.60)		

Dimensions are approximate and subject to technical changes. Use **Part No.** for ordering and **Type** for specification purposes.

### Masonry Mounts

Masonry mounts provide a permanent method of attaching wire and cable to masonry surfaces. HellermannTyton's masonry mounts simply tap into predrilled holes and can be used for indoor and outdoor applications.



Material Data	
Material	<b>Polyamide 6.6 (PA66)</b>
Operating Temperature	<b>-40 °F to +185 °F (-40 °C to +85 °C) continuous</b>
Flammability	<b>UL94 V2</b>



#### Product Selection

Article No.	Part No.	Type	Cable Tie Series	Mounting Hole Ø	Min. Depth	Length (L)	Width (W)	Width (W2)	Width (W3)	Color	Pkg. Qty.
				in. (mm)	in. (mm)	in. (mm)	in. (mm)	in. (mm)	in. (mm)		
151-29800	<b>MMB00C2</b>	MMB0	T18 - T50	.188" (4.7)	1.0" (25.4)	1.185" (30.1)	.355" (9.02)	.218" (5.54)	.236" (5.99)	Black	100
151-00325	<b>MMB00M4</b>	MMB0		.188" (4.7)		1.185" (30.1)	.355" (9.02)	.218" (5.54)	.236" (5.99)		
151-00116	<b>MMB.50C2</b>	MMB.5		.25" (6.25)		1.244" (31.60)	.375" (9.53)	.220" (5.59)	.308" (7.82)	Black	100
151-30001	<b>MMB.50M4</b>	MMB.5		.25" (6.25)		1.244" (31.60)	.375" (9.53)	.220" (5.59)	.308" (7.82)		
151-00326	<b>MMB10C2</b>	MMB1		.312" (8.0)	1.5" (38.10)	1.71" (43.49)	.508" (12.9)	.374" (9.50)	.362" (9.19)	Black	100
151-00327	<b>MMB10H4</b>	MMB1		.312" (8.0)		1.71" (43.49)	.508" (12.9)	.374" (9.50)	.362" (9.19)		

Dimensions are approximate and subject to technical changes. Use **Part No.** for ordering and **Type** for specification purposes.

### Heavy Duty Mounts

The heavy duty mount, when used with a cable tie, eliminates the need to carry multiple sizes of fixed bundle diameter clamps, which reduces inventory and purchasing costs while simplifying the assembly process.

The heavy duty mount and cable tie combination makes it easy to service bundles in the field. Simply remove the cable tie, leave the mount in place, and replace the cable tie.

The heavy duty mounts are designed for use with HellermannTyton's heavy duty T250, T255, and wide strap cable ties to harness wires and hoses; however, they accept all standard cable ties up to .5" wide.



U.S. Patent Number 5,820,083

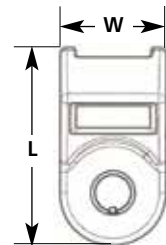
Material Data	
Material	<b>Polyamide 6.6 impact modified, Heat Stabilized, UV Resistant (PA66HIRHS)</b>
Operating Temperature	<b>-40 °F to +230 °F (-40 °C to +110 °C) continuous</b>
Flammability	<b>UL94 HB</b>



### Standard Torque Mounts

These mounts contain a small tab inside the mounting hole to temporarily engage the threads, which allows assemblers to pre-install the mount on a stud before securing with a washer and a nut.

Product Selection		Type	Mounting	Max Torque	Max Ø for Washer/Socket	Length (L)	Width (W)	Color	Pkg. Qty.
Article No.	Part No.		in. (mm)	lb. - in.	in. (mm)	in. (mm)	in. (mm)		
151-00134	<b>HDM190HIRC2</b>	HDM19	.1875 (4.8)	115 lb. - in.	.73" (18.5)	1.43" (36.32)	.76" (19.3)	Black	100
151-00436	<b>HDM190HIRH4</b>	HDM19	.1875 (4.8)	115 lb. - in.	.73" (18.5)	1.43" (36.32)	.76" (19.3)	Black	500
151-00437	<b>HDM250HIRC2</b>	HDM25	.25" (6.4)	115 lb. - in.	.73" (18.5)	1.43" (36.32)	.76" (19.3)	Black	100
151-00438	<b>HDM250HIRH4</b>	HDM25	.25" (6.4)	115 lb. - in.	.73" (18.5)	1.43" (36.32)	.76" (19.3)	Black	500
151-00439	<b>HDM3120HIRC2</b>	HDM312	.3125" (8)	115 lb. - in.	.73" (18.5)	1.43" (36.32)	.76" (19.3)	Black	100
151-00440	<b>HDM3120HIRH4</b>	HDM312	.3125" (8)	115 lb. - in.	.73" (18.5)	1.43" (36.32)	.76" (19.3)	Black	500

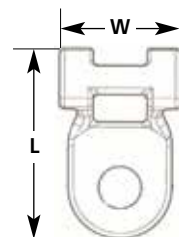


Dimensions are approximate and subject to technical changes. Use **Part No.** for ordering and **Type** for specification purposes.

### Medium Torque Mounts

The arched "H" profile of the saddle surface allows for a broad surface contact with the bundle, minimizing pinching and crushing of the bundles, and adjusts to a wide variety of bundle diameters.

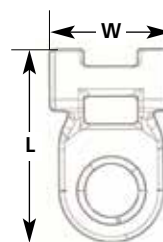
Product Selection		Type	Mounting	Max Torque	Max Ø for Washer/Socket	Length (L)	Width (W)	Color	Pkg. Qty.
Article No.	Part No.		in. (mm)	lb. - ft.	in. (mm)	in. (mm)	in. (mm)		
151-00441	<b>HDM321HIHSUVC2</b>	HDM321	.3125" (8)	40 lb. - ft.	.90" (23)	1.8" (46)	.96" (24)	Black	100
151-07100	<b>HDM321HIHSUVH4</b>	HDM321	.3125" (8)	40 lb. - ft.	.90" (23)	1.8" (46)	.96" (24)	Black	500
151-00442	<b>HDM401HIHSUVC2</b>	HDM401	.375" (9.5)	40 lb. - ft.	.90" (23)	1.8" (46)	.96" (24)	Black	100
151-07300	<b>HDM401HIHSUVH4</b>	HDM401	.375" (9.5)	40 lb. - ft.	.90" (23)	1.8" (46)	.96" (24)	Black	500
151-00443	<b>HDM501HIHSUVC2</b>	HDM501	.5" (12.7)	40 lb. - ft.	.90" (23)	1.8" (46)	.96" (24)	Black	100
151-07500	<b>HDM501HIHSUVH4</b>	HDM501	.5" (12.7)	40 lb. - ft.	.90" (23)	1.8" (46)	.96" (24)	Black	500



Dimensions are approximate and subject to technical changes. Use **Part No.** for ordering and **Type** for specification purposes.

### High Torque Mounts

The high torque mount is designed for use with power-assisted impact wrenches and is molded with a metal bushing to withstand the forces required to tighten grade 8 bolts. The arched "H" profile of the saddle surface allows for a broad surface contact with the bundle, minimizing pinching and crushing of bundles, and it adjusts to a wide variety of bundle diameters.

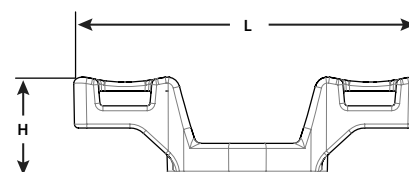
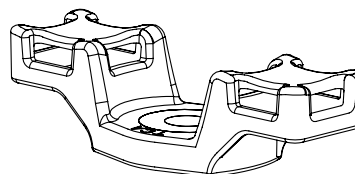


Product Selection									
Article No.	Part No.	Type	Mounting	Max Torque	Max Ø for Washer/Socket	Length (L)	Width (W)	Color	Pkg. Qty.
			in. (mm)	lb. - ft.	in. (mm)	in. (mm)	in. (mm)		
151-00444	<b>HDM320BHIHSUVC2</b>	HDM320	.3125" (8)	114 lb. - ft.	.9" (23)	1.85" (47)	.99" (25)	Black	100
151-07000	<b>HDM320BHIHSUVH4</b>	HDM320	.3125" (8)	114 lb. - ft.	.9" (23)	1.85" (47)	.99" (25)	Black	500
151-00445	<b>HDM400BHISHUVC2</b>	HDM400	.375" (9.5)	114 lb. - ft.	1.26" (32)	1.85" (47)	.99" (25)	Black	100
151-07200	<b>HDM400BHIHSUVH4</b>	HDM400	.375" (9.5)	114 lb. - ft.	1.26" (32)	1.85" (47)	.99" (25)	Black	500
151-00446	<b>HDM500BHIHSUVC2</b>	HDM500	.5" (12.7)	114 lb. - ft.	1.26" (32)	1.85" (47)	.99" (25)	Black	100
151-07400	<b>HDM500BHIHSUVH4</b>	HDM500	.5" (12.7)	114 lb. - ft.	1.26" (32)	1.85" (47)	.99" (25)	Black	500

Dimensions are approximate and subject to technical changes. Use **Part No.** for ordering and **Type** for specification purposes.

### High Torque Double Mount

This mount is designed for use with power-assisted impact wrenches and is molded with a metal bushing to withstand the forces required to tighten grade 8 bolts. The high torque double mount secures the bundle directly over the mounting fastener. The arched saddle surface allows for a broad surface contact with the bundle, minimizing pinching and crushing of the bundles, and accommodates a wide variety of bundle diameters.



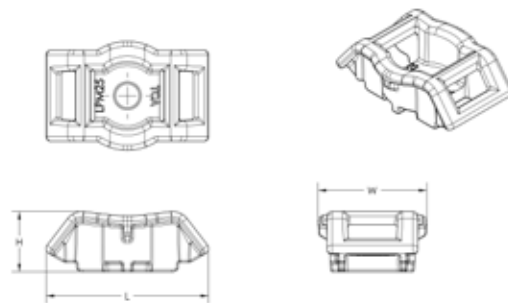
Product Selection									
Article No.	Part No.	Type	Mounting	Max Torque	Max Ø for Washer/Socket	Length (L)	Height (H)	Color	Pkg. Qty.
			in. (mm)	lb. - ft.	in. (mm)	in. (mm)	in. (mm)		
151-00756	<b>151-00756</b>	HDM375	.375" (9.5)	114 lb. - ft.	1.27" (32.5)	3.43" (87)	.99" (25.2)	Black	100

Dimensions are approximate and subject to technical changes. Use **Part No.** for ordering and **Type** for specification purposes.

### Low Profile Mount

The Low Profile Mount is used in conjunction with a cable tie to attach a bundle to a flat surface, making it ideal for applications where space is limited for positioning a bundle. This device is secured to the mounting surface with a .25" mechanical fastener and features a counter bore for easy access with a socket. HellermannTyton cable ties, up to .5" wide, are used to fasten bundles to the Low Profile Mount. Single bundles can be positioned on top of the mount, or two bundles can be separated using the two side saddles.

Material Data	
Material	<b>Polyamide 6.6 – Impact Modified, Heat and UV Stabilized (PA66HIRHSUV)</b>
Operating Temperature	<b>-40 °F to +221°F (-40 °C to +105 °C) continuous</b>
Flammability	<b>UL94 HB</b>

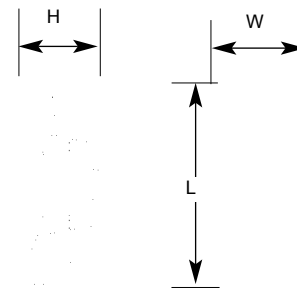


Product Selection		Bolt Hole Diameter	Max Torque	Length (L)	Width in (mm)	Height in (mm)	Cable Tie Series	Color	Pkg. Qty.
Article No.	Part No.			in. (mm)	in. (mm)	in. (mm)			
151-01122	LPM25	.262" (6.65)	11.3 Nm (100 in/lb)	1.78" (45.1)	1.18" (30.0)	.66" (16.7)	T50 - T250	Black	500

### Mounting Cradle

The mounting cradle holds cables and harnesses secure yet clear of the panel surface. This cradle is for use with HellermannTyton cable ties.

Material Data	
Material	<b>Polyamide 6.6 (PA66)</b>
Operating Temperature	<b>-40 °F to +185 °F (-40 °C to +85 °C) continuous</b>
Flammability	<b>UL94 V2 (excluding adhesive)</b>



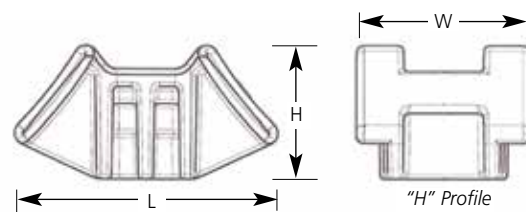
Product Selection		Type	Cable Tie Series	Length (L)	Width (W)	Height (H)	Mounting Hole Ø	Color	Pkg. Qty.
Article No.	Part No.			in. (mm)	in. (mm)	in. (mm)	in. (mm)		
151-27010	151-27010	LKC	T50 - T250	.98" (76.2)	.67" (17)	.53" (13.5)	.21" (8)	Black	100
151-27019	151-27019	LKC	T50 - T250	1.6" (40)	.75" (19)	.66" (16.8)	.21" (8)	Natural	100
151-27219	151-27219	LKCSF1	T50 - T250	1.6" (40)	.75" (19)	.66" (16.8)	.23" (6)	Natural	100
151-27202	151-27202	LKCSF1	T50 - T250	1.6" (40)	.75" (19)	.66" (16.8)	.23" (6)	Black	100

Dimensions are approximate and subject to technical changes. Use **Part No.** for ordering and **Type** for specification purposes.

## Two Way Saddle Mounts

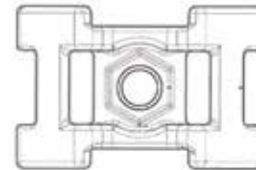
This saddle mount is installed between two bundles (such as wires, cables, hoses, tubing, conduit, etc.) to separate them and prevent chafing and wear. Fastened to a frame rail or mounting bracket, the "H" profile on the saddle mount provides a tight circumferential loop on large and small bundles. Cable ties, which secure the bundles, are used with the mount. The two way saddle mount accommodates cable ties up to 1/2" wide.

Material Data	
Material	<b>Polyamide 6.6 impact modified, Heat Stabilized, UV Resistant (PA66HIRHS)</b>
Operating Temperature	<b>-40 °F to +230 °F (-40 °C to +110 °C) continuous</b>
Flammability	<b>UL94 HB</b>



### S2HM25

The hexagonal retention feature captures a bolt or nut requiring tool access from back side only.

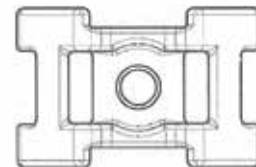


Product Selection										
Article No.	Part No.	Type	Cable Tie Series	Max Bundle Ø (each side)	Stud Ø	Length (L)	Width (W)	Height (H)	Color	Pkg. Qty.
				in. (mm)	in. (mm)	in. (mm)	in. (mm)	in. (mm)		
151-29403	S2HM250HIRHSH1	S2HM25	T50 - T250	3.5" (89)	.25" (6.35)	1.76" (44.8)	1.17" (29.7)	.90" (22.9)	Black	500

Dimensions are approximate and subject to technical changes. Use **Part No.** for ordering and **Type** for specification purposes.

### S2CM25

A socket counterbore allows securing with a socket wrench from the top side for use with a weld stud or bolt.



Product Selection										
Article No.	Part No.	Type	Cable Tie Series	Max Bundle Ø (each side)	Stud Ø	Length (L)	Width (W)	Height (H)	Color	Pkg. Qty.
				in. (mm)	in. (mm)	in. (mm)	in. (mm)	in. (mm)		
151-29400	S2CM258HIRHSH1	S2CM25	T50 - T250	3.5" (89)	.25" (6.35)	1.76" (44.8)	1.17" (29.7)	.90" (22.9)	Gray	500

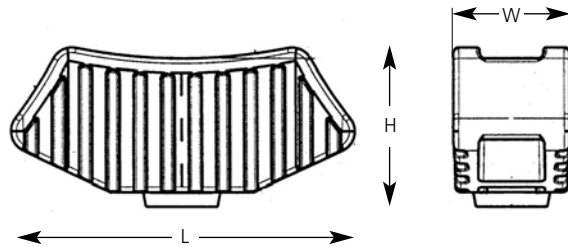
Dimensions are approximate and subject to technical changes. Use **Part No.** for ordering and **Type** for specification purposes.

### Saddle Mount for the Button Head Tie

Designed to be used with HellermannTyton's button head ties, the saddle mount stands off bundles from frame rails, providing clearance from bolts and other protrusions for protection against abrasion. This mount also allows the flow-through of salt, dirt and other impurities from the road, preventing unwanted build-up on hoses and harnesses. The tie is snapped into the mount which allows the strap and tie assembly to be pre-installed on the frame rail or panel. The mount can secure three separate bundles, providing parallel spacing between the frame rail and adjacent bundles. The saddle mount is manufactured with a pilot bushing which prevents the cable tie from chafing against the burr edge of the mounting hole.



This product for use with the button head ties on p.65



Material Data	
Material	<b>Polyamide 6.6 impact modified, Heat Stabilized, UV Resistant (PA66HIRHS)</b>
Operating Temperature	<b>-40 °F to +230 °F (-40 °C to +110 °C) continuous</b>
Flammability	<b>UL94 HB</b>



Product Selection			Mounting Hole Ø	Panel Thickness	Standoff Height	Length (L)	Width (W)	Height (H)	Max Bundle Ø		Color	Pkg. Qty.
Article No.	Part No.	Type							Center in. (mm)	Sides in. (mm)		
151-29301	<b>MSBT1200HIRHSH1</b>	MSBT120	.440" - .820" (11.18 - 20.83)	.160" - .75" (4.06 - 19.05)	.875" (22.23)	1.90" (48.3)	.65" (16.5)	.81" (20.6)	6.0" (152.4)	1.0" (25.4) <small>(dependent upon size of center bundle)</small>	Black	500

Dimensions are approximate and subject to technical changes. Use **Part No.** for ordering and **Type** for specification purposes.

### H-Mount Series

HellermannTyton's new H-Mount product line offers a secure bundle mounting solution that utilizes existing frame bolts. H-Mounts fasten to three bolt sizes: 1/2", 5/8" and 3/4". The H-Mounts have three bundle mounting locations, each accommodating ties up to 1/2" wide.

#### Application

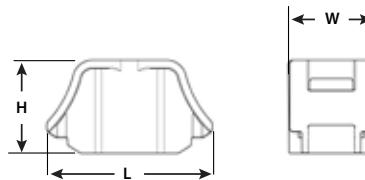
The preferred mount method is to use the specially designed drill bit to spin the H-Mount onto the bolt. The bit fits all 1/4" drills and has tapered sides to secure the H-Mount during installation.

#### Benefits

- The H-Mounts utilize existing frame bolts which reduce component costs and improve installation time.
- The H-Mounts have a top tie slot which allows the bundle to be positioned directly over the bolt, and two curved tie slots on the sides that minimize bundle abrasion and position the bundles adjacent to the bolt yet away from the frame.



Material Data	
Material	Polyamide 6.6 high impact modified, heat and UV stabilized (PA66HIRHSUV)
Operating Temperature	-40 °F to +230 °F (-40 °C to +110 °C) continuous
Flammability	UL94 HB



Product Selection								
Article No.	Part No.	Type	Stud Bolt Size	Length (L)	Width (W)	Height (H)	Color	Pkg. Qty.
			in. (mm)	in. (mm)	in. (mm)	in. (mm)		
151-00812	<b>151-00812</b>	HM5	.5" (12.7)	1.97" (50.0)	1.02" (25.98)	1.1" (28.0)	Black	900
151-00813	<b>151-00813</b>	HM6	.625" (15.9)	1.97" (50.0)	1.02" (25.98)	1.1" (28.0)	Black	900
151-00814	<b>151-00814</b>	HM7	.75" (19.0)	1.97" (50.0)	1.02" (25.98)	1.1" (28.0)	Black	900

Dimensions are approximate and subject to technical changes. Use **Part No.** for ordering and **Type** for specification purposes.



904-00284

H Mount Drill Bit				
Article No.	Part No.	Type	Color	Pkg. Qty.
904-00284	<b>904-00284</b>	HBIT	Black	1



H Bit in the H Mount

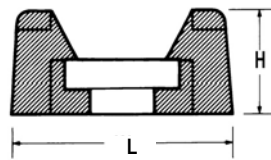
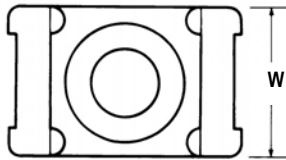


### Cable Tie Mounts (CTM)

The CTM series is designed to provide stability to wire bundles. These mounts can accommodate miniature, intermediate, or standard cross-section cable ties. Each mount is secured with a single screw.



Material Data	
Material	<b>Polyamide 6.6 (PA66)</b>
Operating Temperature	<b>-40 °F to +185 °F (-40 °C to +85 °C) continuous</b>
Flammability	<b>UL94 V2</b>



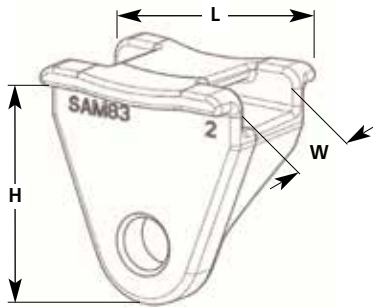
#### Product Selection

Article No.	Part No.	Type	Cable Tie Series	Mounting	Length (L)	Width (W)	Height (H)	Color	Pkg. Qty.	
					in. (mm)	in. (mm)	in. (mm)			
151-30303	<b>CTM010C2</b>	CTM0	T18 - T50	# 6 Screw	.578" (14.68)	.375" (9.52)	.266" (6.76)	White	100	
151-30305	<b>CTM010M4</b>				.578" (14.68)	.375" (9.52)	.266" (6.76)	White	1000	
151-30300	<b>CTM00C2</b>				.578" (14.68)	.375" (9.52)	.266" (6.76)	Black	100	
151-30301	<b>CTM00M4</b>				.578" (14.68)	.375" (9.52)	.266" (6.76)	Black	1000	
151-30404	<b>CTM110C2</b>	CTM1		T18 - T50	# 8 Screw	.579" (14.71)	.370" (9.40)	.266" (6.76)	White	100
151-30406	<b>CTM110M4</b>					.579" (14.71)	.370" (9.40)	.266" (6.76)	White	1000
151-30400	<b>CTM10C2</b>					.579" (14.71)	.370" (9.40)	.266" (6.76)	Black	100
151-30402	<b>CTM10M4</b>					.579" (14.71)	.370" (9.40)	.266" (6.76)	Black	1000
151-30504	<b>CTM210C2</b>	CTM2	T18 - T50		# 8 Screw	.857" (21.77)	.605" (15.37)	.372" (9.45)	White	100
151-30506	<b>CTM210M4</b>					.857" (21.77)	.605" (15.37)	.372" (9.45)	White	1000
151-30500	<b>CTM20C2</b>					.857" (21.77)	.605" (15.37)	.372" (9.45)	Black	100
151-30501	<b>CTM20M4</b>					.857" (21.77)	.605" (15.37)	.372" (9.45)	Black	1000
151-30605	<b>CTM310C2</b>	CTM3		T18 - T120	#10 Screw	.858" (21.79)	.609" (15.47)	.374" (9.50)	White	100
151-30607	<b>CTM310M4</b>					.858" (21.79)	.609" (15.47)	.374" (9.50)	White	1000
151-30600	<b>CTM30C2</b>					.858" (21.79)	.609" (15.47)	.374" (9.50)	Black	100
151-30603	<b>CTM30M4</b>					.858" (21.79)	.609" (15.47)	.374" (9.50)	Black	1000
151-30703	<b>CTM410C2</b>	CTM4	T18 - T120		.25" Screw	.864" (21.95)	.616" (15.65)	.372" (9.45)	White	100
151-30705	<b>CTM410M4</b>					.864" (21.95)	.616" (15.65)	.372" (9.45)	White	1000
151-30700	<b>CTM40C2</b>					.864" (21.95)	.616" (15.65)	.372" (9.45)	Black	100
151-30702	<b>CTM40M4</b>					.864" (21.95)	.616" (15.65)	.372" (9.45)	Black	1000

Dimensions are approximate and subject to technical changes. Use **Part No.** for ordering and **Type** for specification purposes.

### Axial Oval Mounts

HellermannTyton's axial oval mounts stand off bundles from frame rails and cross members to prevent them from rubbing and chafing. The axial oval mount accommodates cable ties up to .5" wide.



Material Data	
Material	<b>Polyamide 6.6 impact modified, Heat Stabilized, UV Resistant (PA66HIRHS)</b>
Operating Temperature	<b>-40 °F to +230 °F (-40 °C to +110 °C) continuous</b>
Flammability	<b>UL94 HB</b>



Product Selection

Article No.	Part No.	Type	Cable Tie Series	Bolt Hole Ø	Offset Distance from Mounting Slot	Length (L)	Width (W)	Height (H)	Color	Pkg. Qty.
				in. (mm)	in. (mm)	in. (mm)	in. (mm)	in. (mm)		
151-29600	SAM83HIRSH1	SAM83	T50 - T250	5/16" (8)	.78" (19.8)	1.35" (34.3)	1.02" (25.9)	1.39" (35.3)	Gray	500
151-29701	SAOM820HIRSH1	SAOM82	T50 - T250	5/16" (8)	.78" (19.8)	1.35" (34.3)	1.02" (25.9)	1.39" (35.3)	Black	500

Dimensions are approximate and subject to technical changes. Use **Part No.** for ordering and **Type** for specification purposes.

## Dual Swivel Saddle Spacer

### DSWS4

These saddle spacers are installed between two bundles (such as wires, cables, hoses, tubing, conduit, etc.) to separate them and prevent chafing and wear. The mounts can be easily rotated by hand, allowing the bundles to be crossed and rotated at any angle. Cable ties, which secure the bundles, are used with the mounts. The dual swivel saddle spacers accommodate cable ties up to 1/2" wide.

The "H" profile of the saddles allows for broad surface contact with the bundle, minimizing pinching and crushing of the bundle, and it accepts a wide range of bundle diameters from .25 inches to 3 inches.

The DSWS4 Dual Swivel Saddle Spacer provides a .7 inch (17.8 millimeter) separation between bundles. Friction tabs in the tie slots help hold the cable ties in place during assembly.

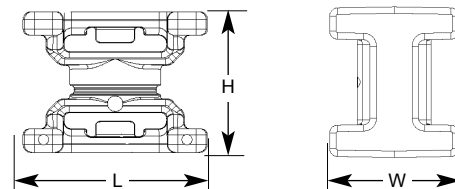
The DSWS4 is two-shot molded with polyacetal and polyamide 6.6 heat stabilized materials.



Material Data	
Material	<b>Polyacetal (POM)</b>
Operating Temperature	<b>-40 °F to +185 °F (-40 °C to +85 °C) continuous</b>
Flammability	<b>UL94 HB</b>



Material Data	
Material	<b>Polyamide 6.6 heat stabilized (PA66HS)</b>
Operating Temperature	<b>-40 °F to +221 °F (-40 °C to +105 °C) continuous</b>
Flammability	<b>UL94 V2</b>



Product Selection		Type	Cable Tie Series	Bundle Ø	Minimum Extraction Strength	Length (L)	Width (W)	Height (H)	Color	Pkg. Qty.
Article No.	Part No.			in. (mm)		in. (mm)	in. (mm)			
151-06500	<b>151-06500</b>	DSWS4	T50 - T250	.25" - 3" (6.35 - 76.2)	100 lb. (445)	.93" (23.6)	.8" (20.3)	.71" (18)	Black	2200
151-00644	<b>151-00644</b>	DSWS4	T50 - T250	.25" - 3" (6.35 - 76.2)	100 lb. (445)	.93" (23.6)	.8" (20.3)	.71" (18)	Black	50

Dimensions are approximate and subject to technical changes. Use **Part No.** for ordering and **Type** for specification purposes.

## Dual Swivel Saddle Spacer

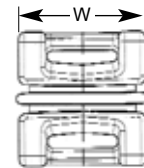
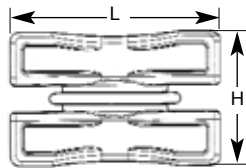
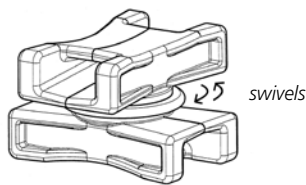
### DSWS5

These saddle spacers are installed between two bundles (such as wires, cables, hoses, tubing, conduit, etc.) to separate them and prevent chafing and wear. The spacers can be easily rotated by hand, allowing the bundles to be crossed and rotated at any angle. Cable ties, which secure the bundles, are used with the spacers.

The DSWS5 accepts bundle diameters ranging from .625 inches to 6 inches. The DSWS5 provides a .93 inch (23.6 millimeter) separation between bundles. The dual swivel saddle spacers accommodate cable ties up to 1/2" wide.



Material Data	
Material	<b>Polyamide 6.6 heat stabilized (PA66HS)</b>
Operating Temperature	<b>-40 °F to +221 °F (-40 °C to +105 °C) continuous</b>
Flammability	<b>UL94 V2</b>




### Product Selection

Article No.	Part No.	Type	Cable Tie Series	Bundle Ø	Length (L)	Width (W)	Height (H)	Color	Pkg. Qty.
				in. (mm)	in. (mm)	in. (mm)	in. (mm)		
151-06502	<b>DSWS50HSK2</b>	DSWS5	T50 - T250	.625" - 6" (15.8 - 152.4)	1.6" (40.6)	1" (25.4)	.93" (23.6)	Black	50
151-06501	<b>DSWS50HSH1</b>	DSWS5	T50 - T250	.625" - 6" (15.8 - 152.4)	1.6" (40.6)	1" (25.4)	.93" (23.6)	Black	500

Dimensions are approximate and subject to technical changes. Use **Part No.** for ordering and **Type** for specification purposes.

# ROUTING AND PROTECTION SOLUTIONS

Wiring Duct .....	109-132
Helawrap .....	133-136
Spiralwrap .....	137-139
Convoluting Tubing .....	140-142
Braided Sleeving .....	143-164
Grommet .....	165-166
Electrical Tape .....	167





## Pro-Duct Wiring Duct

HellermannTyton Pro-Duct wiring duct efficiently routes and protects wire and cable while providing a professional appearance. Manufactured from high-impact, rigid PVC, the Pro-Duct family of products includes solid, slotted and high density slotted styles. Pro-Duct is offered in white, gray and black in 6-foot lengths. Other sizes and colors, including intrinsic blue, are available by special order. Mounting holes are standard on all Pro-Duct wiring duct. Contact HellermannTyton for information on ordering duct without mounting holes. A complete line of covers and accessories allow for versatility in design, installation and maintenance.

### Features and Benefits


- Smooth edges protect installer and wires from abrasion.
- Wide range of styles and sizes to suit any application.
- Slotted and high density slotted duct allow for numerous breakouts and include pre-scored breakaway “fingers”.
- Elongated mounting holes allow for versatility in panel design and accommodate changes during installation.
- Interchangeable covers between solid, slotted and high density slotted styles simplify inventory needs.
- Covers are wrapped with a removable clear film which protects against scratches and provides a writable surface for temporary identification during installation.
- Optional adhesive backing allows for easy temporary fitting.

*Pro-Duct is U.L. Recognized, CSA Certified, CE Compliant and carries a U.L. flame rating of 94V0.*

*Pro-Duct is lead-free and is made with flame retardant PVC. File # 49249*

### Intrinsic Blue Pro-Duct

Manufactured from the same PVC material as standard Pro-Duct colors, HellermannTyton also offers an intrinsic blue color option. The intrinsic blue color indicates that the wiring contained in the duct runs to intrinsically safe components in the control panel. For more information contact HellermannTyton.



### Adhesive Backing


Most sizes of Pro-Duct wiring duct are available with a pressure-sensitive, rubber-based adhesive backing. The adhesive backing can be used for temporary positioning. This is an optional feature and must be specified when ordering. See product tables for adhesive options.

Please note: Adhesive duct orders are non-cancellable and non-returnable.

Duct Width	Rows of Tape	Tape Width
.50"	1	3/8"
.75"	1	1/2"
1.0"	1	3/4"
1.5"	1	1-1/8"
2.0"	2	3/4"
3.0"	2	3/4"
4.0"	2	3/4"


### Modular Packaging

Pro-Duct wiring duct is available in modular, easy-to-stock packaging. Each master carton contains 120 feet of duct divided into four inner cartons of 30 feet each. This better serves the inventory needs of users who require smaller quantities of several sizes.



### Solid Wall Wire Retainers

Solid wall wire retainers are inserted in the duct and snap into place. The retainer can be used on any smooth, straight run of duct and can work with vertical and overhead applications. Solid wall wire retainers are manufactured from black PVC.



#### Features and Benefits

- Effectively retains wires in duct when covers are removed.

Material Data	
Material	Polyvinylchloride (PVC)
Flammability	UL94 HB
Operating Temperature	+23°F to +185°F (-5°C to +85°C)

Article No.	Part No.	Type	Description	Color	Package Quantity
181-20201	SDWR2X20K2	SDWR2X20	Wire Retainer, Solid Style for 2" X 2" Duct	Black	50
181-00158	181-00158	SDWR4X20	Wire Retainer, Solid Style for 4" X 2" Duct	Black	10
181-00441	SDWR4X40P2	SDWR4X40	Wire Retainer, Solid Style for 4" X 4" Duct	Black	10

Use Part No. for ordering and Type for specification purposes.

### Slotted Wall Wire Retainers

Slotted wall wire retainers snap in from the outside of the duct, allowing for fast and easy installation and removal. Slotted wall wire retainers are manufactured from black nylon 6/6.



#### Features and Benefits

- Retainer spans approximately 90% over the duct opening for effective wire management.

Material Data	
Material	Polyamide 6 (PA6)
Flammability	UL94 HB
Operating Temperature	+23°F to +185°F (-5°C to +85°C)

Article No.	Part No.	Type	Description	Color	Package Quantity
181-20021	SLWR20C2	SLWR20	Wire Retainer, Slotted Style for 2" Duct	Black	100
181-30031	SLWR30C2	SLWR30	Wire Retainer, Slotted Style for 3" Duct	Black	100
181-40041	SLWR40C2	SLWR40	Wire Retainer, Slotted Style for 4" Duct	Black	100

Use Part No. for ordering and Type for specification purposes.




## Bench Mounted Wiring Duct Cutting Tool & Accessories

The HellermannTyton bench mounted wiring duct cutting tool is used to accurately measure and cut all HellermannTyton slotted and high density slotted wiring duct, solid dividers and covers.

### Features and Benefits

- Hand lever is ergonomically designed to reduce user fatigue.
- Measuring guide incorporates both imperial and metric values which eliminates the need for secondary measurement devices.
- Long lasting, hardened blade produces burr-free edges and improves productivity by eliminating the need for filing the edges after cutting.
- Includes replacement blade and safety guide to ensure longevity, safety and proper use of the tool (replacements for both can also be purchased separately).



Article No.	Part No.	Description	Package Quantity
904-00295	904-00295	Wiring Duct Cutting Tool	1
904-00296	904-00296	Wiring Duct Cutting Tool Replacement Blade	1
904-00297	904-00297	Wiring Duct Safety Guide	1

## Duct Notching Tool

The HellermannTyton duct notching tool is designed for use with HellermannTyton slotted wall and high density slotted Pro-Duct wiring duct. This hand held tool features plastic grips for easy handling and allows users to notch a duct sidewall section down to the very base for finger and sidewall removal.

### Features and Benefits

- Plastic grips for easy tool handling.
- Designed for one-handed operation.



Article No.	Part No.	Type	Description	Package Quantity
182-00002	TDNT	TDNT	Wiring Duct Notching Tool	1

### Panel Rivets and Tool

HellermannTyton panel rivets are one piece drive rivets that provide a fast, economic means of affixing wiring duct. The rivet is inserted into a 3/16" pre-punched hole and the pin is driven into the base, thereby expanding the rivet legs and locking the duct and sub-panel in place. The panel thickness (including the duct thickness) should be a maximum of 3/16".

#### Features and Benefits

- Panel rivets are made with nylon material to hold duct securely to the panel without corroding, ensuring longevity.
- Panel rivets can be easily inserted with use of the extended shaft panel rivet tool.
- Ergonomic design of the tool ensures effortless use when inserting rivets into deep channels or locations difficult to access



Material Data	
Material	Polyamide 6.6 (PA66)
Flammability	UL94 HB
Operating Temperature	-40°F to +176°F (-40°C to +80°C)

Article No.	Part No.	Type	Description	Color	Package Quantity
181-00139	PR1M4	PR1	Panel Rivets	Natural	1,000
182-00001	PRT1	PRT1	Panel Rivet Tool	Yellow	1

Use Part No. for ordering and Type for specification purposes.

### Corner Strips and Straight Connectors

HellermannTyton offers wiring duct connectors to secure and join duct sections in longer runs and at corners. Corner strips are used for a rounded and smoother transition between sections of wiring duct meeting at a right angle. Straight connectors join straight duct runs to cover and protect wires. Straight connectors, supplied in 6-foot lengths, can be used with all sizes of duct and can be cut to fit duct sidewall heights.



Material Data	
Material	Polyvinylchloride (PVC)
Flammability	Self-extinguishing
Operating Temperature	+122°F (+50°C)

#### Features and Benefits

- Easily cut to size for the appropriate duct size.
- Provides a smooth transition between sections of duct.

Article No.	Part No.	Type	Description	Color	Package Quantity
181-00001	181-00001	CSG	Wiring Duct Corner Strip Connectors	Gray	120
181-00002	181-00002	CSW	Wiring Duct Corner Strip Connectors	White	120
181-00003	181-00003	SCG	Straight Connectors made to connect straight duct	Gray	120
181-00004	181-00004	SCW	Straight Connectors made to connect straight duct	White	120

Use Part No. for ordering and Type for specification purposes.

## Wiring Duct Dividers

HellermannTyton solid wall dividers can be securely mounted into all types of HellermannTyton wiring duct to separate high and low voltage wires and cables to reduce interference. The dividers simply snap or slide into the specially designed mount, instantly creating multiple channels within a single duct size.




Material Data	
Material	Polyvinylchloride (PVC)
Flammability	Self-extinguishing
Operating Temperature	+122°F (+50°C)

Article No.	Part No.	Type	Width		Height		Description	Color	Package Quantity
			in.	(mm)	in.	(mm)			ft.
181-00305	181-00305	DV1	0.75	(19.05)	0.90	(22.9)	Wiring Duct Divider, 1" High	White	120
181-00306	181-00306	DV1.5	0.75	(19.05)	1.40	(35.6)	Wiring Duct Divider, 1.5" High	White	120
181-00307	181-00307	DV2	0.75	(19.05)	1.85	(47.0)	Wiring Duct Divider, 2" High	White	120
181-00308	181-00308	DV3	0.77	(19.56)	2.85	(72.4)	Wiring Duct Divider, 3" High	White	120
181-00309	181-00309	DV4	0.77	(19.56)	3.85	(97.8)	Wiring Duct Divider, 4" High	White	120
181-00300	181-00300	DV1	0.75	(19.05)	0.90	(22.9)	Wiring Duct Divider, 1" High	Gray	120
181-00301	181-00301	DV1.5	0.75	(19.05)	1.40	(35.6)	Wiring Duct Divider, 1.5" High	Gray	120
181-00302	181-00302	DV2	0.75	(19.05)	1.85	(47.0)	Wiring Duct Divider, 2" High	Gray	120
181-00303	181-00303	DV3	0.77	(19.56)	2.85	(72.4)	Wiring Duct Divider, 3" High	Gray	120
181-00304	181-00304	DV4	0.77	(19.56)	3.85	(97.8)	Wiring Duct Divider, 4" High	Gray	120

Dimensions are approximate and subject to technical changes. Use Part No. for ordering and Type for specification purposes. Sold in 6-foot lengths.

## Universal Wiring Duct Mount

The HellermannTyton universal wiring duct mount is a multi-purpose mount that secures duct dividers or secures wire bundles inside the duct with a cable tie. The mount can be installed with duct panel rivets or mechanical fasteners. The bottom of the mount has locator tabs that fit into the duct mounting holes, preventing the mount from spinning during installation.



### Features and Benefits

- Tabs align the mount for easy divider installation.
- Top of the mount creates separation between wires and the fastener head which protects the wires from abrasion.
- When used as a duct divider mount, the divider snaps or slides over the mount resulting in a quick, secure installation.
- When used as a wire bundle mount, simply slide the cable tie through any of the four-way tie slots to secure the bundle and prevent the cables from falling outside during installation and cover removal.

Material Data	
Material	Polyamide 6.6 V0 (PA66V0)
Flammability	UL94 V0
Operating Temperature	-40°F to +230°F (-40°C to +110°C)

Article No.	Part No.	Type	Color	Package Quantity
181-00684	181-00684	DVM	Black	100

Use Part No. for ordering and Type for specification purposes.

### Wiring Duct Covers

HellermannTyton Pro-Duct wiring duct covers are sold separately and are interchangeable among the 3 styles of duct (solid, slotted and high density). Manufactured from high impact, rigid PVC, Pro-Duct covers come in standard colors of white, gray and black. Wiring duct covers are available in 6-foot lengths.

#### Features and Benefits

- A temporary film is applied to the covers to protect against scratches and is writable for identification during installation.
- Cover is flush with the side of the duct for increased wire capacity and allows for tight, side-by-side duct placement.
- Covers are provided with a non-slip lining, which insures the covers remain in place during vibration, yet easily snap on and off.



Material Data	
Material	Polyvinylchloride (PVC)
Flammability	Self-extinguishing
Operating Temperature	+122°F (+50°C)



Article No.	Part No.	Type	Width		Color	Package Quantity
			in.	(mm)		ft.
<b>.5" wide covers</b>						
181-00443	181-00443	TC.5	0.64	(16.3)	White	120
181-90051	181-90051	TC.5	0.64	(16.3)	Gray	120
181-90050	181-90050	TC.5	0.64	(16.3)	Black	120
<b>.75" wide covers</b>						
181-90751	181-90751	TC.75	0.89	(22.6)	White	120
181-90750	181-90750	TC.75	0.89	(22.6)	Gray	120
181-00445	181-00445	TC.75	0.89	(22.6)	Black	120
<b>1" wide covers</b>						
181-91008	181-91008	TC1	1.00	(25.4)	White	120
181-91004	181-91004	TC1	1.00	(25.4)	Gray	120
181-91000	181-91000	TC1	1.00	(25.4)	Black	120
<b>1.5" wide covers</b>						
181-91510	181-91510	TC1.5	1.50	(38.1)	White	120
181-91507	181-91507	TC1.5	1.50	(38.1)	Gray	120
181-91503	181-91503	TC1.5	1.50	(38.1)	Black	120
<b>2" wide covers</b>						
181-92011	181-92011	TC2	2.00	(50.8)	White	120
181-92005	181-92005	TC2	2.00	(50.8)	Gray	120
181-92001	181-92001	TC2	2.00	(50.8)	Black	120

Dimensions are approximate and subject to technical changes. Use Part No. for ordering and Type for specification purposes. Sold in 6-foot lengths.

Wiring Duct Covers *Continued*

Article No.	Part No.	Type	Width		Color	Package Quantity
			in.	(mm)		ft.
<b>2.5" wide covers</b>						
181-00262	181-00262	TC2.5	2.5	(63.5)	White	120
181-00260	181-00260	TC2.5	2.5	(63.5)	Gray	120
181-00311	181-00311	TC2.5	2.5	(63.5)	Black	120
<b>3" wide covers</b>						
181-93011	181-93011	TC3	3.0	(76.2)	White	120
181-93008	181-93008	TC3	3.0	(76.2)	Gray	120
181-93003	181-93003	TC3	3.0	(76.2)	Black	120
<b>4" wide covers</b>						
181-94014	181-94014	TC4	4.0	(101.6)	White	120
181-94009	181-94009	TC4	4.0	(101.6)	Gray	120
181-94003	181-94003	TC4	4.0	(101.6)	Black	120
<b>6" wide covers</b>						
181-96002	181-96002	TC6	6.0	(152.4)	White	60
181-96000	181-96000	TC6	6.0	(152.4)	Gray	60
181-00448	181-00448	TC6	6.0	(152.4)	Black	60
<b>8" wide covers</b>						
181-00451	181-00451	TC8	8.0	(203.2)	White	60
181-00450	181-00450	TC8	8.0	(203.2)	Gray	60
181-00449	181-00449	TC8	8.0	(203.2)	Black	60

Dimensions are approximate and subject to technical changes. Use Part No. for ordering and Type for specification purposes. Sold in 6-foot lengths.

## Wire Management Bracket Hinge

Wire management bracket hinges allow for an easy open and close feature, much like a door, without entire removal of the cover. This prevents the misplacement of covers as well as helps in the protection of wires and cables.

## Features and Benefits

- The hinge snaps easily onto the cover and channel allowing quick assembly.
- Once assembled, the hinge permits the cover to open like a door, protecting the wires and cables.



## Material Data

Material	Polyamide 6 (PA6)
Flammability	UL94 HB
Operating Temperature	-40°F to +230°F (-40°C to +110°C)

Article No.	Part No.	Type	Description	Package Quantity
854-09272	WMBH	WMBH	Wire Management Bracket Hinges	25

### Solid Wall Wiring Duct

HellermannTyton Pro-Duct solid wall wiring duct efficiently routes and protects wires and cables. Solid wall wiring duct is designed for straight wire runs where breakouts are not required. Pro-Duct solid wall wiring duct is manufactured from high-impact, rigid PVC, and is available in 6-foot lengths in standard colors of white, gray and black.

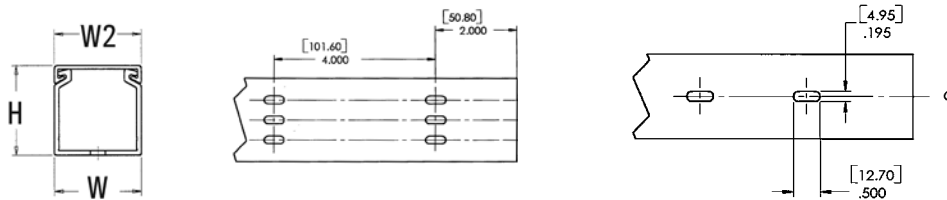
#### Features and Benefits

- Solid wall construction provides excellent coverage to keep wires and cables clean.
- Durable material protects wires and cables from damage, with long-lasting performance.
- Available standard color options to complement or contrast in light and dark environments.
- Optional covers enhance protection and appearance.



#### Material Data

Material	Polyvinylchloride (PVC)
Flammability	Self-extinguishing
Operating Temperature	+122°F (+50°C)



Article No.	Part No.	Type	Width		Height		Width W2		Description	Color	Package Quantity ft.
			in.	(mm)	in.	(mm)	in.	(mm)			
<b>5" X .5" (12.7 X 12.7) Nominal Duct Size</b>											
181-00453	181-00453	SD.5X.5	0.50	(12.7)	0.55	(14.0)	0.76	(19.3)	Non-Adhesive	White	120
181-00525	181-00525	SDA.5X.5	0.50	(12.7)	0.55	(14.0)	0.76	(19.3)	Adhesive	White	120
181-05501	181-05501	SD.5X.5	0.50	(12.7)	0.55	(14.0)	0.76	(19.3)	Non-Adhesive	Gray	120
181-00524	181-00524	SDA.5X.5	0.50	(12.7)	0.55	(14.0)	0.76	(19.3)	Adhesive	Gray	120
181-05500	181-05500	SD.5X.5	0.50	(12.7)	0.55	(14.0)	0.76	(19.3)	Non-Adhesive	Black	120
181-00481	181-00481	SDA.5X.5	0.50	(12.7)	0.55	(14.0)	0.76	(19.3)	Adhesive	Black	120
<b>5" X 1" (12.7 X 25.4) Nominal Duct Size</b>											
181-00143	181-00143	SD.5X1	0.50	(12.7)	1.05	(26.7)	0.76	(19.3)	Non-Adhesive	White	120
181-00528	181-00528	SDA.5X1	0.50	(12.7)	1.05	(26.7)	0.76	(19.3)	Adhesive	White	120
181-00145	181-00145	SD.5X1	0.50	(12.7)	1.05	(26.7)	0.76	(19.3)	Non-Adhesive	Gray	120
181-00526	181-00526	SDA.5X1	0.50	(12.7)	1.05	(26.7)	0.76	(19.3)	Adhesive	Gray	120
181-00144	181-00144	SD.5X1	0.50	(12.7)	1.05	(26.7)	0.76	(19.3)	Non-Adhesive	Black	120
181-00527	181-00527	SDA.5X1	0.50	(12.7)	1.05	(26.7)	0.76	(19.3)	Adhesive	Black	120
<b>.75" X .75" (19.1 X 19.1) Nominal Duct Size</b>											
181-00456	181-00456	SD.75X.75	0.75	(19.1)	0.80	(20.3)	1.00	(25.4)	Non-Adhesive	White	120
181-00142	181-00142	SDA.75X.75	0.75	(19.1)	0.80	(20.3)	1.00	(25.4)	Adhesive	White	120
181-00455	181-00455	SD.75X.75	0.75	(19.1)	0.80	(20.3)	1.00	(25.4)	Non-Adhesive	Gray	120
181-00140	181-00140	SDA.75X.75	0.75	(19.1)	0.80	(20.3)	1.00	(25.4)	Adhesive	Gray	120
181-00454	181-00454	SD.75X.75	0.75	(19.1)	0.80	(20.3)	1.00	(25.4)	Non-Adhesive	Black	120
181-00141	181-00141	SDA.75X.75	0.75	(19.1)	0.80	(20.3)	1.00	(25.4)	Adhesive	Black	120

Dimensions are approximate and subject to technical changes. Use Part No. for ordering and Type for specification purposes. Sold in 6-foot lengths.

Solid Wall Wiring Duct *Continued*

Article No.	Part No.	Type	Width		Height		Width W2		Description	Color	Package Quantity ft.
			in.	(mm)	in.	(mm)	in.	(mm)			
1" X 1" (25.4 X 25.4) Nominal Duct Size											
181-11005	181-11005	SD1X1	1.0	(25.4)	1.06	(26.9)	1.0	(25.4)	Non-Adhesive	White	120
181-11008	181-11008	SDA1X1	1.0	(25.4)	1.06	(26.9)	1.0	(25.4)	Adhesive	White	120
181-11002	181-11002	SD1X1	1.0	(25.4)	1.06	(26.9)	1.0	(25.4)	Non-Adhesive	Gray	120
181-00493	181-00493	SDA1X1	1.0	(25.4)	1.06	(26.9)	1.0	(25.4)	Adhesive	Gray	120
181-11000	181-11000	SD1X1	1.0	(25.4)	1.06	(26.9)	1.0	(25.4)	Non-Adhesive	Black	120
181-11006	181-11006	SDA1X1	1.0	(25.4)	1.06	(26.9)	1.0	(25.4)	Adhesive	Black	120
1" X 1.5" (25.4 X 38.1) Nominal Duct Size											
181-11502	181-11502	SD1X1.5	1.0	(25.4)	1.57	(39.9)	1.0	(25.4)	Non-Adhesive	White	120
181-00491	181-00491	SDA1X1.5	1.0	(25.4)	1.57	(39.9)	1.0	(25.4)	Adhesive	White	120
181-11501	181-11501	SD1X1.5	1.0	(25.4)	1.57	(39.9)	1.0	(25.4)	Non-Adhesive	Gray	120
181-00490	181-00490	SDA1X1.5	1.0	(25.4)	1.57	(39.9)	1.0	(25.4)	Adhesive	Gray	120
181-00457	181-00457	SD1X1.5	1.0	(25.4)	1.57	(39.9)	1.0	(25.4)	Non-Adhesive	Black	120
181-00529	181-00529	SDA1X1.5	1.0	(25.4)	1.57	(39.9)	1.0	(25.4)	Adhesive	Black	120
1" X 2" (25.4 X 50.8) Nominal Duct Size											
181-12002	181-12002	SD1X2	1.0	(25.4)	2.07	(52.6)	1.0	(25.4)	Non-Adhesive	White	120
181-00495	181-00495	SDA1X2	1.0	(25.4)	2.07	(52.6)	1.0	(25.4)	Adhesive	White	120
181-12001	181-12001	SD1X2	1.0	(25.4)	2.07	(52.6)	1.0	(25.4)	Non-Adhesive	Gray	120
181-00494	181-00494	SDA1X2	1.0	(25.4)	2.07	(52.6)	1.0	(25.4)	Adhesive	Gray	120
181-00458	181-00458	SD1X2	1.0	(25.4)	2.07	(52.6)	1.0	(25.4)	Non-Adhesive	Black	120
181-00530	181-00530	SDA1X2	1.0	(25.4)	2.07	(52.6)	1.0	(25.4)	Adhesive	Black	120
1" X 3" (25.4 X 76.2) Nominal Duct Size											
181-13001	181-13001	SD1X3	1.0	(25.4)	3.07	(77.9)	1.0	(25.4)	Non-Adhesive	White	120
181-00496	181-00496	SDA1X3	1.0	(25.4)	3.07	(77.9)	1.0	(25.4)	Adhesive	White	120
181-00136	181-00136	SD1X3	1.0	(25.4)	3.07	(77.9)	1.0	(25.4)	Non-Adhesive	Gray	120
181-00671	181-00671	SDA1X3	1.0	(25.4)	3.07	(77.9)	1.0	(25.4)	Adhesive	Gray	120
181-00459	181-00459	SD1X3	1.0	(25.4)	3.07	(77.9)	1.0	(25.4)	Non-Adhesive	Black	120
181-00531	181-00531	SDA1X3	1.0	(25.4)	3.07	(77.9)	1.0	(25.4)	Adhesive	Black	120
1" X 4" (25.4 X 101.6) Nominal Duct Size											
181-14000	181-14000	SD1X4	1.0	(25.4)	4.07	(103.4)	1.0	(25.4)	Non-Adhesive	White	120
181-00497	181-00497	SDA1X4	1.0	(25.4)	4.07	(103.4)	1.0	(25.4)	Adhesive	White	120
181-00461	181-00461	SD1X4	1.0	(25.4)	4.07	(103.4)	1.0	(25.4)	Non-Adhesive	Gray	120
181-00533	181-00533	SDA1X4	1.0	(25.4)	4.07	(103.4)	1.0	(25.4)	Adhesive	Gray	120
181-00460	181-00460	SD1X4	1.0	(25.4)	4.07	(103.4)	1.0	(25.4)	Non-Adhesive	Black	120
181-00532	181-00532	SDA1X4	1.0	(25.4)	4.07	(103.4)	1.0	(25.4)	Adhesive	Black	120
1.5" X 1" (38.1 X 25.4) Nominal Duct Size											
181-15102	181-15102	SD1.5X1	1.5	(38.1)	1.06	(26.9)	1.5	(38.1)	Non-Adhesive	White	120
181-00486	181-00486	SDA1.5X1	1.5	(38.1)	1.06	(26.9)	1.5	(38.1)	Adhesive	White	120
181-15101	181-15101	SD1.5X1	1.5	(38.1)	1.06	(26.9)	1.5	(38.1)	Non-Adhesive	Gray	120
181-00175	181-00175	SDA1.5X1	1.5	(38.1)	1.06	(26.9)	1.5	(38.1)	Adhesive	Gray	120
181-15100	181-15100	SD1.5X1	1.5	(38.1)	1.06	(26.9)	1.5	(38.1)	Non-Adhesive	Black	120
181-00485	181-00485	SDA1.5X1	1.5	(38.1)	1.06	(26.9)	1.5	(38.1)	Adhesive	Black	120
1.5" X 1.5" (25.4 X 50.8) Nominal Duct Size											
181-15503	181-15503	SD1.5X1.5	1.5	(38.1)	1.57	(39.9)	1.5	(38.1)	Non-Adhesive	White	120
181-15504	181-15504	SDA1.5X1.5	1.5	(38.1)	1.57	(39.9)	1.5	(38.1)	Adhesive	White	120
181-15502	181-15502	SD1.5X1.5	1.5	(38.1)	1.57	(39.9)	1.5	(38.1)	Non-Adhesive	Gray	120
181-00483	181-00483	SDA1.5X1.5	1.5	(38.1)	1.57	(39.9)	1.5	(38.1)	Adhesive	Gray	120
181-15500	181-15500	SD1.5X1.5	1.5	(38.1)	1.57	(39.9)	1.5	(38.1)	Non-Adhesive	Black	120
181-00482	181-00482	SDA1.5X1.5	1.5	(38.1)	1.57	(39.9)	1.5	(38.1)	Adhesive	Black	120

Dimensions are approximate and subject to technical changes. Use Part No. for ordering and Type for specification purposes. Sold in 6-foot lengths.

Solid Wall Wiring Duct *Continued*

Article No.	Part No.	Type	Width		Height		Width W2		Description	Color	Package Quantity ft.
			in.	(mm)	in.	(mm)	in.	(mm)			
1.5" X 2" (38.1 X 50.8) Nominal Duct Size											
181-15202	181-15202	SD1.5X2	1.5	(38.1)	2.07	(52.6)	1.5	(38.1)	Non-Adhesive	White	120
181-00488	181-00488	SDA1.5X2	1.5	(38.1)	2.07	(52.6)	1.5	(38.1)	Adhesive	White	120
181-15201	181-15201	SD1.5X2	1.5	(38.1)	2.07	(52.6)	1.5	(38.1)	Non-Adhesive	Gray	120
181-00487	181-00487	SDA1.5X2	1.5	(38.1)	2.07	(52.6)	1.5	(38.1)	Adhesive	Gray	120
181-00462	181-00462	SD1.5X2	1.5	(38.1)	2.07	(52.6)	1.5	(38.1)	Non-Adhesive	Black	120
181-00534	181-00534	SDA1.5X2	1.5	(38.1)	2.07	(52.6)	1.5	(38.1)	Adhesive	Black	120
1.5" X 3" (38.1 X 76.2) Nominal Duct Size											
181-00464	181-00464	SD1.5X3	1.5	(38.1)	3.07	(77.9)	1.5	(38.1)	Non-Adhesive	White	120
181-00536	181-00536	SDA1.5X3	1.5	(38.1)	3.07	(77.9)	1.5	(38.1)	Adhesive	White	120
181-15300	181-15300	SD1.5X3	1.5	(38.1)	3.07	(77.9)	1.5	(38.1)	Non-Adhesive	Gray	120
181-00489	181-00489	SDA1.5X3	1.5	(38.1)	3.07	(77.9)	1.5	(38.1)	Adhesive	Gray	120
181-00463	181-00463	SD1.5X3	1.5	(38.1)	3.07	(77.9)	1.5	(38.1)	Non-Adhesive	Black	120
181-00535	181-00535	SDA1.5X3	1.5	(38.1)	3.07	(77.9)	1.5	(38.1)	Adhesive	Black	120
1.5" X 4" (38.1 X 101.6) Nominal Duct Size											
181-00467	181-00467	SD1.5X4	1.5	(38.1)	4.07	(103.4)	1.5	(38.1)	Non-Adhesive	White	120
181-00539	181-00539	SDA1.5X4	1.5	(38.1)	4.07	(103.4)	1.5	(38.1)	Adhesive	White	120
181-00574	181-00574	SD1.5X4	1.5	(38.1)	4.07	(103.4)	1.5	(38.1)	Non-Adhesive	Gray	120
181-00538	181-00538	SDA1.5X4	1.5	(38.1)	4.07	(103.4)	1.5	(38.1)	Adhesive	Gray	120
181-00465	181-00465	SD1.5X4	1.5	(38.1)	4.07	(103.4)	1.5	(38.1)	Non-Adhesive	Black	120
181-00537	181-00537	SDA1.5X4	1.5	(38.1)	4.07	(103.4)	1.5	(38.1)	Adhesive	Black	120
2" X 1" (50.8 X 25.4) Nominal Duct Size											
181-21003	181-21003	SD2X1	2.0	(50.8)	1.06	(26.9)	2.0	(50.8)	Non-Adhesive	White	120
181-00500	181-00500	SDA2X1	2.0	(50.8)	1.06	(26.9)	2.0	(50.8)	Adhesive	White	120
181-21001	181-21001	SD2X1	2.0	(50.8)	1.06	(26.9)	2.0	(50.8)	Non-Adhesive	Gray	120
181-00499	181-00499	SDA2X1	2.0	(50.8)	1.06	(26.9)	2.0	(50.8)	Adhesive	Gray	120
181-21000	181-21000	SD2X1	2.0	(50.8)	1.06	(26.9)	2.0	(50.8)	Non-Adhesive	Black	120
181-00498	181-00498	SDA2X1	2.0	(50.8)	1.06	(26.9)	2.0	(50.8)	Adhesive	Black	120
2" X 2" (50.8 X 50.8) Nominal Duct Size											
181-22013	181-22013	SD2X2	2.0	(50.8)	2.07	(52.6)	2.0	(50.8)	Non-Adhesive	White	120
181-22018	181-22018	SDA2X2	2.0	(50.8)	2.07	(52.6)	2.0	(50.8)	Adhesive	White	120
181-22008	181-22008	SD2X2	2.0	(50.8)	2.07	(52.6)	2.0	(50.8)	Non-Adhesive	Gray	120
181-22016	181-22016	SDA2X2	2.0	(50.8)	2.07	(52.6)	2.0	(50.8)	Adhesive	Gray	120
181-22005	181-22005	SD2X2	2.0	(50.8)	2.07	(52.6)	2.0	(50.8)	Non-Adhesive	Black	120
181-00501	181-00501	SDA2X2	2.0	(50.8)	2.07	(52.6)	2.0	(50.8)	Adhesive	Black	120
2" X 3" (50.8 X 76.2) Nominal Duct Size											
181-23002	181-23002	SD2X3	2.0	(50.8)	3.07	(77.9)	2.0	(50.8)	Non-Adhesive	White	120
181-00504	181-00504	SDA2X3	2.0	(50.8)	3.07	(77.9)	2.0	(50.8)	Adhesive	White	120
181-23001	181-23001	SD2X3	2.0	(50.8)	3.07	(77.9)	2.0	(50.8)	Non-Adhesive	Gray	120
181-00503	181-00503	SDA2X3	2.0	(50.8)	3.07	(77.9)	2.0	(50.8)	Adhesive	Gray	120
181-00468	181-00468	SD2X3	2.0	(50.8)	3.07	(77.9)	2.0	(50.8)	Non-Adhesive	Black	120
181-00540	181-00540	SDA2X3	2.0	(50.8)	3.07	(77.9)	2.0	(50.8)	Adhesive	Black	120
2" X 4" (50.8 X 101.6) Nominal Duct Size											
181-24002	181-24002	SD2X4	2.0	(50.8)	4.07	(103.4)	2.0	(50.8)	Non-Adhesive	White	120
181-00506	181-00506	SDA2X4	2.0	(50.8)	4.07	(103.4)	2.0	(50.8)	Adhesive	White	120
181-24000	181-24000	SD2X4	2.0	(50.8)	4.07	(103.4)	2.0	(50.8)	Non-Adhesive	Gray	120
181-00505	181-00505	SDA2X4	2.0	(50.8)	4.07	(103.4)	2.0	(50.8)	Adhesive	Gray	120
181-00469	181-00469	SD2X4	2.0	(50.8)	4.07	(103.4)	2.0	(50.8)	Non-Adhesive	Black	120
181-00541	181-00541	SDA2X4	2.0	(50.8)	4.07	(103.4)	2.0	(50.8)	Adhesive	Black	120

Dimensions are approximate and subject to technical changes. Use Part No. for ordering and Type for specification purposes. Sold in 6-foot lengths.



Solid Wall Wiring Duct *Continued*

Article No.	Part No.	Type	Width		Height		Width W2		Description	Color	Package Quantity ft.
			in.	(mm)	in.	(mm)	in.	(mm)			
2" X 5" (50.8 X 127.0) Nominal Duct Size											
181-00248	181-00248	SD2X5	2.0	(50.8)	5.07	(128.8)	2.0	(50.8)	Non-Adhesive	White	120
181-00250	181-00250	SDA2X5	2.0	(50.8)	5.07	(128.8)	2.0	(50.8)	Adhesive	White	120
181-00244	181-00244	SD2X5	2.0	(50.8)	5.07	(128.8)	2.0	(50.8)	Non-Adhesive	Gray	120
181-00246	181-00246	SDA2X5	2.0	(50.8)	5.07	(128.8)	2.0	(50.8)	Adhesive	Gray	120
181-00312	181-00312	SD2X5	2.0	(50.8)	5.07	(128.8)	2.0	(50.8)	Non-Adhesive	Black	120
181-00313	181-00313	SDA2X5	2.0	(50.8)	5.07	(128.8)	2.0	(50.8)	Adhesive	Black	120
2.5" X 3" (63.5 X 76.2) Nominal Duct Size											
181-00224	181-00224	SD2.5X3	2.5	(63.5)	3.07	(77.9)	2.5	(63.5)	Non-Adhesive	White	120
181-00226	181-00226	SDA2.5X3	2.5	(63.5)	3.07	(77.9)	2.5	(63.5)	Adhesive	White	120
181-00220	181-00220	SD2.5X3	2.5	(63.5)	3.07	(77.9)	2.5	(63.5)	Non-Adhesive	Gray	120
181-00222	181-00222	SDA2.5X3	2.5	(63.5)	3.07	(77.9)	2.5	(63.5)	Adhesive	Gray	120
181-00314	181-00314	SD2.5X3	2.5	(63.5)	3.07	(77.9)	2.5	(63.5)	Non-Adhesive	Black	120
181-00315	181-00315	SDA2.5X3	2.5	(63.5)	3.07	(77.9)	2.5	(63.5)	Adhesive	Black	120
3" X 1" (76.2 X 25.4) Nominal Duct Size											
181-31002	181-31002	SD3X1	3.0	(76.2)	1.06	(26.9)	3.0	(76.2)	Non-Adhesive	White	120
181-00508	181-00508	SDA3X1	3.0	(76.2)	1.06	(26.9)	3.0	(76.2)	Adhesive	White	120
181-31001	181-31001	SD3X1	3.0	(76.2)	1.06	(26.9)	3.0	(76.2)	Non-Adhesive	Gray	120
181-00507	181-00507	SDA3X1	3.0	(76.2)	1.06	(26.9)	3.0	(76.2)	Adhesive	Gray	120
181-00470	181-00470	SD3X1	3.0	(76.2)	1.06	(26.9)	3.0	(76.2)	Non-Adhesive	Black	120
181-00672	181-00672	SDA3X1	3.0	(76.2)	1.06	(26.9)	3.0	(76.2)	Adhesive	Black	120
3" X 2" (76.2 X 50.8) Nominal Duct Size											
181-32003	181-32003	SD3X2	3.0	(76.2)	2.07	(52.6)	3.0	(76.2)	Non-Adhesive	White	120
181-00510	181-00510	SDA3X2	3.0	(76.2)	2.07	(52.6)	3.0	(76.2)	Adhesive	White	120
181-32002	181-32002	SD3X2	3.0	(76.2)	2.07	(52.6)	3.0	(76.2)	Non-Adhesive	Gray	120
181-00509	181-00509	SDA3X2	3.0	(76.2)	2.07	(52.6)	3.0	(76.2)	Adhesive	Gray	120
181-00471	181-00471	SD3X2	3.0	(76.2)	2.07	(52.6)	3.0	(76.2)	Non-Adhesive	Black	120
181-00542	181-00542	SDA3X2	3.0	(76.2)	2.07	(52.6)	3.0	(76.2)	Adhesive	Black	120
3" X 3" (76.2 X 76.2) Nominal Duct Size											
181-33006	181-33006	SD3X3	3.0	(76.2)	3.07	(77.9)	3.0	(76.2)	Non-Adhesive	White	120
181-00513	181-00513	SDA3X3	3.0	(76.2)	3.07	(77.9)	3.0	(76.2)	Adhesive	White	120
181-33004	181-33004	SD3X3	3.0	(76.2)	3.07	(77.9)	3.0	(76.2)	Non-Adhesive	Gray	120
181-00512	181-00512	SDA3X3	3.0	(76.2)	3.07	(77.9)	3.0	(76.2)	Adhesive	Gray	120
181-33000	181-33000	SD3X3	3.0	(76.2)	3.07	(77.9)	3.0	(76.2)	Non-Adhesive	Black	120
181-00511	181-00511	SDA3X3	3.0	(76.2)	3.07	(77.9)	3.0	(76.2)	Adhesive	Black	120
3" X 4" (76.2 X 101.6) Nominal Duct Size											
181-34001	181-34001	SD3X4	3.0	(76.2)	4.07	(103.4)	3.0	(76.2)	Non-Adhesive	White	120
181-00515	181-00515	SDA3X4	3.0	(76.2)	4.07	(103.4)	3.0	(76.2)	Adhesive	White	120
181-34000	181-34000	SD3X4	3.0	(76.2)	4.07	(103.4)	3.0	(76.2)	Non-Adhesive	Gray	120
181-00514	181-00514	SDA3X4	3.0	(76.2)	4.07	(103.4)	3.0	(76.2)	Adhesive	Gray	120
181-00472	181-00472	SD3X4	3.0	(76.2)	4.07	(103.4)	3.0	(76.2)	Non-Adhesive	Black	120
181-00147	181-00147	SDA3X4	3.0	(76.2)	4.07	(103.4)	3.0	(76.2)	Adhesive	Black	120
3" X 5" (76.2 X 127.0) Nominal Duct Size											
181-00475	181-00475	SD3X5	3.0	(76.2)	5.06	(128.5)	3.0	(76.2)	Non-Adhesive	White	120
181-00544	181-00544	SDA3X5	3.0	(76.2)	5.06	(128.5)	3.0	(76.2)	Adhesive	White	120
181-00474	181-00474	SD3X5	3.0	(76.2)	5.06	(128.5)	3.0	(76.2)	Non-Adhesive	Gray	120
181-00148	181-00148	SDA3X5	3.0	(76.2)	5.06	(128.5)	3.0	(76.2)	Adhesive	Gray	120
181-00473	181-00473	SD3X5	3.0	(76.2)	5.06	(128.5)	3.0	(76.2)	Non-Adhesive	Black	120
181-00543	181-00543	SDA3X5	3.0	(76.2)	5.06	(128.5)	3.0	(76.2)	Adhesive	Black	120

Dimensions are approximate and subject to technical changes. Use Part No. for ordering and Type for specification purposes. Sold in 6-foot lengths.

Solid Wall Wiring Duct *Continued*

Article No.	Part No.	Type	Width		Height		Width W2		Description	Color	Package Quantity
			in.	(mm)	in.	(mm)	in.	(mm)			
4" X 2" (101.6 X 50.8) Nominal Duct Size											
181-42004	181-42004	SD4X2	4.0	(101.6)	2.07	(52.6)	4.0	(101.6)	Non-Adhesive	White	120
181-00517	181-00517	SDA4X2	4.0	(101.6)	2.07	(52.6)	4.0	(101.6)	Adhesive	White	120
181-42002	181-42002	SD4X2	4.0	(101.6)	2.07	(52.6)	4.0	(101.6)	Non-Adhesive	Gray	120
181-00516	181-00516	SDA4X2	4.0	(101.6)	2.07	(52.6)	4.0	(101.6)	Adhesive	Gray	120
181-00476	181-00476	SD4X2	4.0	(101.6)	2.07	(52.6)	4.0	(101.6)	Non-Adhesive	Black	120
181-00545	181-00545	SDA4X2	4.0	(101.6)	2.07	(52.6)	4.0	(101.6)	Adhesive	Black	120
4" X 3" (101.6 X 76.2) Nominal Duct Size											
181-43002	181-43002	SD4X3	4.0	(101.6)	3.07	(77.9)	4.0	(101.6)	Non-Adhesive	White	120
181-00519	181-00519	SDA4X3	4.0	(101.6)	3.07	(77.9)	4.0	(101.6)	Adhesive	White	120
181-43001	181-43001	SD4X3	4.0	(101.6)	3.07	(77.9)	4.0	(101.6)	Non-Adhesive	Gray	120
181-00518	181-00518	SDA4X3	4.0	(101.6)	3.07	(77.9)	4.0	(101.6)	Adhesive	Gray	120
181-00477	181-00477	SD4X3	4.0	(101.6)	3.07	(77.9)	4.0	(101.6)	Non-Adhesive	Black	120
181-00546	181-00546	SDA4X3	4.0	(101.6)	3.07	(77.9)	4.0	(101.6)	Adhesive	Black	120
4" X 4" (101.6 X 101.6) Nominal Duct Size											
181-44015	181-44015	SD4X4	4.0	(101.6)	4.07	(103.4)	4.0	(101.6)	Non-Adhesive	White	120
181-00521	181-00521	SDA4X4	4.0	(101.6)	4.07	(103.4)	4.0	(101.6)	Adhesive	White	120
181-44009	181-44009	SD4X4	4.0	(101.6)	4.07	(103.4)	4.0	(101.6)	Non-Adhesive	Gray	120
181-44018	181-44018	SDA4X4	4.0	(101.6)	4.07	(103.4)	4.0	(101.6)	Adhesive	Gray	120
181-44006	181-44006	SD4X4	4.0	(101.6)	4.07	(103.4)	4.0	(101.6)	Non-Adhesive	Black	120
181-00520	181-00520	SDA4X4	4.0	(101.6)	4.07	(103.4)	4.0	(101.6)	Adhesive	Black	120
4" X 5" (101.6 X 127) Nominal Duct Size											
181-45001	181-45001	SD4X5	4.0	(101.6)	5.07	(128.8)	4.0	(101.6)	Non-Adhesive	White	60
181-00523	181-00523	SDA4X5	4.0	(101.6)	5.07	(128.8)	4.0	(101.6)	Adhesive	White	60
181-45000	181-45000	SD4X5	4.0	(101.6)	5.07	(128.8)	4.0	(101.6)	Non-Adhesive	Gray	60
181-00522	181-00522	SDA4X5	4.0	(101.6)	5.07	(128.8)	4.0	(101.6)	Adhesive	Gray	60
181-00137	181-00137	SD4X5	4.0	(101.6)	5.07	(128.8)	4.0	(101.6)	Non-Adhesive	Black	60
181-00547	181-00547	SDA4X5	4.0	(101.6)	5.07	(128.8)	4.0	(101.6)	Adhesive	Black	60
6" X 4" (152.4 X 101.6) Nominal Duct Size											
181-64001	181-64001	SD6X4	6.0	(152.4)	4.07	(103.4)	6.0	(152.4)	Non-Adhesive	White	60
181-64000	181-64000	SD6X4	6.0	(152.4)	4.07	(103.4)	6.0	(152.4)	Non-Adhesive	Gray	60
181-00479	181-00479	SD6X4	6.0	(152.4)	4.07	(103.4)	6.0	(152.4)	Non-Adhesive	Black	60
8" X 4" (203.2 X 101.6) Nominal Duct Size											
181-84007	181-84007	SD8X4	8.0	(203.2)	4.07	(103.4)	8.0	(203.2)	Non-Adhesive	White	30
181-84004	181-84004	SD8X4	8.0	(203.2)	4.07	(103.4)	8.0	(203.2)	Non-Adhesive	Gray	30
181-00480	181-00480	SD8X4	8.0	(203.2)	4.07	(103.4)	8.0	(203.2)	Non-Adhesive	Black	30

Dimensions are approximate and subject to technical changes. Use Part No. for ordering and Type for specification purposes. Sold in 6-foot lengths.

### Slotted Wall Wiring Duct

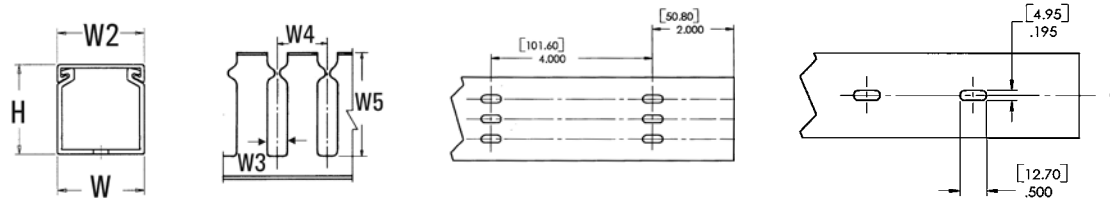
Pro-Duct slotted wall wiring duct features break-away fingers which provide additional access for wire leads. Each section of the duct is provided with two score lines. The upper score line is used to break away fingers when a wider opening is required. The lower score line allows the sidewall to be smoothly cut for joints and "Ts".

#### Features and Benefits

- Strong fingers prevent unwanted breaking.
- Fingers are easily deflected outward, allowing ready positioning of the wires within the slotted wall duct.
- Restricted opening prevents unintended removal of wires and permits any individual wire to be traced without disconnection.



Material Data	
Material	Polyvinylchloride (PVC)
Flammability	Self-extinguishing
Operating Temperature	+122°F (+50°C)



Article No.	Part No.	Type	Width (W)		Height (H)		Width (W2)		Width (W3)		Width (W4)		Width (W5)		Description	Color	Pkg Qty ft.
			in.	(mm)	in.	(mm)	in.	(mm)	in.	(mm)	in.	(mm)	in.	(mm)			
1" X 1" (25.4 X 25.4) Nominal Duct Size																	
181-11015	181-11015	SL1X1	1.0	(25.4)	1.06	(26.9)	1.0	(25.4)	0.4	(10.2)	1.0	(25.4)	0.75	(19.1)	Non-Adhesive	White	120
181-11021	181-11021	SLA1X1	1.0	(25.4)	1.06	(26.9)	1.0	(25.4)	0.4	(10.2)	1.0	(25.4)	0.75	(19.1)	Adhesive	White	120
181-11013	181-11013	SL1X1	1.0	(25.4)	1.06	(26.9)	1.0	(25.4)	0.4	(10.2)	1.0	(25.4)	0.75	(19.1)	Non-Adhesive	Gray	120
181-11019	181-11019	SLA1X1	1.0	(25.4)	1.06	(26.9)	1.0	(25.4)	0.4	(10.2)	1.0	(25.4)	0.75	(19.1)	Adhesive	Gray	120
181-11009	181-11009	SL1X1	1.0	(25.4)	1.06	(26.9)	1.0	(25.4)	0.4	(10.2)	1.0	(25.4)	0.75	(19.1)	Non-Adhesive	Black	120
181-11016	181-11016	SLA1X1	1.0	(25.4)	1.06	(26.9)	1.0	(25.4)	0.4	(10.2)	1.0	(25.4)	0.75	(19.1)	Adhesive	Black	120
1" X 1.5" (25.4 X 38.1) Nominal Duct Size																	
181-11507	181-11507	SL1X1.5	1.0	(25.4)	1.57	(39.9)	1.0	(25.4)	0.4	(10.2)	1.0	(25.4)	1.19	(30.2)	Non-Adhesive	White	120
181-11511	181-11511	SLA1X1.5	1.0	(25.4)	1.57	(39.9)	1.0	(25.4)	0.4	(10.2)	1.0	(25.4)	1.19	(30.2)	Adhesive	White	120
181-11505	181-11505	SL1X1.5	1.0	(25.4)	1.57	(39.9)	1.0	(25.4)	0.4	(10.2)	1.0	(25.4)	1.19	(30.2)	Non-Adhesive	Gray	120
181-11509	181-11509	SLA1X1.5	1.0	(25.4)	1.57	(39.9)	1.0	(25.4)	0.4	(10.2)	1.0	(25.4)	1.19	(30.2)	Adhesive	Gray	120
181-00552	181-00552	SL1X1.5	1.0	(25.4)	1.57	(39.9)	1.0	(25.4)	0.4	(10.2)	1.0	(25.4)	1.19	(30.2)	Non-Adhesive	Black	120
181-00564	181-00564	SLA1X1.5	1.0	(25.4)	1.57	(39.9)	1.0	(25.4)	0.4	(10.2)	1.0	(25.4)	1.19	(30.2)	Adhesive	Black	120
1" X 2" (25.4 X 50.8) Nominal Duct Size																	
181-12008	181-12008	SL1X2	1.0	(25.4)	2.07	(52.6)	1.0	(25.4)	0.4	(10.2)	1.0	(25.4)	1.62	(41.1)	Non-Adhesive	White	120
181-12013	181-12013	SLA1X2	1.0	(25.4)	2.07	(52.6)	1.0	(25.4)	0.4	(10.2)	1.0	(25.4)	1.62	(41.1)	Adhesive	White	120
181-12005	181-12005	SL1X2	1.0	(25.4)	2.07	(52.6)	1.0	(25.4)	0.4	(10.2)	1.0	(25.4)	1.62	(41.1)	Non-Adhesive	Gray	120
181-12011	181-12011	SLA1X2	1.0	(25.4)	2.07	(52.6)	1.0	(25.4)	0.4	(10.2)	1.0	(25.4)	1.62	(41.1)	Adhesive	Gray	120
181-00024	181-00024	SL1X2	1.0	(25.4)	2.07	(52.6)	1.0	(25.4)	0.4	(10.2)	1.0	(25.4)	1.62	(41.1)	Non-Adhesive	Black	120
181-00565	181-00565	SLA1X2	1.0	(25.4)	2.07	(52.6)	1.0	(25.4)	0.4	(10.2)	1.0	(25.4)	1.62	(41.1)	Adhesive	Black	120

Dimensions are approximate and subject to technical changes. Use Part No. for ordering and Type for specification purposes. Sold in 6-foot lengths.

Slotted Wall Wiring Duct *Continued*

Article No.	Part No.	Type	Width (W)		Height (H)		Width (W2)		Width (W3)		Width (W4)		Width (W5)		Description	Color	Pkg Qty ft.
			in.	(mm)	in.	(mm)	in.	(mm)	in.	(mm)	in.	(mm)	in.	(mm)			
1" X 3" (25.4X 76.2) Nominal Duct Size																	
181-13008	181-13008	SL1X3	1.0	(25.4)	3.07	(77.9)	1.0	(25.4)	0.4	(10.2)	1.0	(25.4)	2.60	(66.0)	Non-Adhesive	White	120
181-13012	181-13012	SLA1X3	1.0	(25.4)	3.07	(77.9)	1.0	(25.4)	0.4	(10.2)	1.0	(25.4)	2.60	(66.0)	Adhesive	White	120
181-13006	181-13006	SL1X3	1.0	(25.4)	3.07	(77.9)	1.0	(25.4)	0.4	(10.2)	1.0	(25.4)	2.60	(66.0)	Non-Adhesive	Gray	120
181-13010	181-13010	SLA1X3	1.0	(25.4)	3.07	(77.9)	1.0	(25.4)	0.4	(10.2)	1.0	(25.4)	2.60	(66.0)	Adhesive	Gray	120
181-13003	181-13003	SL1X3	1.0	(25.4)	3.07	(77.9)	1.0	(25.4)	0.4	(10.2)	1.0	(25.4)	2.60	(66.0)	Non-Adhesive	Black	120
181-00566	181-00566	SLA1X3	1.0	(25.4)	3.07	(77.9)	1.0	(25.4)	0.4	(10.2)	1.0	(25.4)	2.60	(66.0)	Adhesive	Black	120
1" X 4" (25.4 X 101.6) Nominal Duct Size																	
181-14006	181-14006	SL1X4	1.0	(25.4)	4.07	(103.4)	1.0	(25.4)	0.4	(10.2)	1.0	(25.4)	3.60	(91.4)	Non-Adhesive	White	120
181-00569	181-00569	SLA1X4	1.0	(25.4)	4.07	(103.4)	1.0	(25.4)	0.4	(10.2)	1.0	(25.4)	3.60	(91.4)	Adhesive	White	120
181-14003	181-14003	SL1X4	1.0	(25.4)	4.07	(103.4)	1.0	(25.4)	0.4	(10.2)	1.0	(25.4)	3.60	(91.4)	Non-Adhesive	Gray	120
181-00568	181-00568	SLA1X4	1.0	(25.4)	4.07	(103.4)	1.0	(25.4)	0.4	(10.2)	1.0	(25.4)	3.60	(91.4)	Adhesive	Gray	120
181-14001	181-14001	SL1X4	1.0	(25.4)	4.07	(103.4)	1.0	(25.4)	0.4	(10.2)	1.0	(25.4)	3.60	(91.4)	Non-Adhesive	Black	120
181-00567	181-00567	SLA1X4	1.0	(25.4)	4.07	(103.4)	1.0	(25.4)	0.4	(10.2)	1.0	(25.4)	3.60	(91.4)	Adhesive	Black	120
1.5" X 1" (76.2 X 127.0) Nominal Duct Size																	
181-15107	181-15107	SL1.5X1	1.5	(38.1)	1.06	(26.9)	1.5	(38.1)	0.4	(10.2)	1.0	(25.4)	0.75	(19.1)	Non-Adhesive	White	120
181-00572	181-00572	SLA1.5X1	1.5	(38.1)	1.06	(26.9)	1.5	(38.1)	0.4	(10.2)	1.0	(25.4)	0.75	(19.1)	Adhesive	White	120
181-15105	181-15105	SL1.5X1	1.5	(38.1)	1.06	(26.9)	1.5	(38.1)	0.4	(10.2)	1.0	(25.4)	0.75	(19.1)	Non-Adhesive	Gray	120
181-00571	181-00571	SLA1.5X1	1.5	(38.1)	1.06	(26.9)	1.5	(38.1)	0.4	(10.2)	1.0	(25.4)	0.75	(19.1)	Adhesive	Gray	120
181-00548	181-00548	SL1.5X1	1.5	(38.1)	1.06	(26.9)	1.5	(38.1)	0.4	(10.2)	1.0	(25.4)	0.75	(19.1)	Non-Adhesive	Black	120
181-00570	181-00570	SLA1.5X1	1.5	(38.1)	1.06	(26.9)	1.5	(38.1)	0.4	(10.2)	1.0	(25.4)	0.75	(19.1)	Adhesive	Black	120
1.5" X 1.5" (38.1 X 38.1) Nominal Duct Size																	
181-15511	181-15511	SL1.5X1.5	1.5	(38.1)	1.57	(39.9)	1.5	(38.1)	0.4	(10.2)	1.0	(25.4)	1.20	(30.5)	Non-Adhesive	White	120
181-15515	181-15515	SLA1.5X1.5	1.5	(38.1)	1.57	(39.9)	1.5	(38.1)	0.4	(10.2)	1.0	(25.4)	1.20	(30.5)	Adhesive	White	120
181-15509	181-15509	SL1.5X1.5	1.5	(38.1)	1.57	(39.9)	1.5	(38.1)	0.4	(10.2)	1.0	(25.4)	1.20	(30.5)	Non-Adhesive	Gray	120
181-15513	181-15513	SLA1.5X1.5	1.5	(38.1)	1.57	(39.9)	1.5	(38.1)	0.4	(10.2)	1.0	(25.4)	1.20	(30.5)	Adhesive	Gray	120
181-15505	181-15505	SL1.5X1.5	1.5	(38.1)	1.57	(39.9)	1.5	(38.1)	0.4	(10.2)	1.0	(25.4)	1.20	(30.5)	Non-Adhesive	Black	120
181-00027	181-00027	SLA1.5X1.5	1.5	(38.1)	1.57	(39.9)	1.5	(38.1)	0.4	(10.2)	1.0	(25.4)	1.20	(30.5)	Adhesive	Black	120
1.5" X 2" (38.1 X 50.8) Nominal Duct Size																	
181-15209	181-15209	SL1.5X2	1.5	(38.1)	2.07	(52.6)	1.5	(38.1)	0.4	(10.2)	1.0	(25.4)	1.60	(40.6)	Non-Adhesive	White	120
181-15213	181-15213	SLA1.5X2	1.5	(38.1)	2.07	(52.6)	1.5	(38.1)	0.4	(10.2)	1.0	(25.4)	1.60	(40.6)	Adhesive	White	120
181-15207	181-15207	SL1.5X2	1.5	(38.1)	2.07	(52.6)	1.5	(38.1)	0.4	(10.2)	1.0	(25.4)	1.60	(40.6)	Non-Adhesive	Gray	120
181-15211	181-15211	SLA1.5X2	1.5	(38.1)	2.07	(52.6)	1.5	(38.1)	0.4	(10.2)	1.0	(25.4)	1.60	(40.6)	Adhesive	Gray	120
181-15203	181-15203	SL1.5X2	1.5	(38.1)	2.07	(52.6)	1.5	(38.1)	0.4	(10.2)	1.0	(25.4)	1.60	(40.6)	Non-Adhesive	Black	120
181-00573	181-00573	SLA1.5X2	1.5	(38.1)	2.07	(52.6)	1.5	(38.1)	0.4	(10.2)	1.0	(25.4)	1.60	(40.6)	Adhesive	Black	120
1.5" X 3" (38.1 X 76.2) Nominal Duct Size																	
181-15306	181-15306	SL1.5X3	1.5	(38.1)	3.07	(77.9)	1.5	(38.1)	0.4	(10.2)	1.0	(25.4)	2.60	(66.0)	Non-Adhesive	White	120
181-15308	181-15308	SLA1.5X3	1.5	(38.1)	3.07	(77.9)	1.5	(38.1)	0.4	(10.2)	1.0	(25.4)	2.60	(66.0)	Adhesive	White	120
181-15304	181-15304	SL1.5X3	1.5	(38.1)	3.07	(77.9)	1.5	(38.1)	0.4	(10.2)	1.0	(25.4)	2.60	(66.0)	Non-Adhesive	Gray	120
181-15307	181-15307	SLA1.5X3	1.5	(38.1)	3.07	(77.9)	1.5	(38.1)	0.4	(10.2)	1.0	(25.4)	2.60	(66.0)	Adhesive	Gray	120
181-00550	181-00550	SL1.5X3	1.5	(38.1)	3.07	(77.9)	1.5	(38.1)	0.4	(10.2)	1.0	(25.4)	2.60	(66.0)	Non-Adhesive	Black	120
181-00575	181-00575	SLA1.5X3	1.5	(38.1)	3.07	(77.9)	1.5	(38.1)	0.4	(10.2)	1.0	(25.4)	2.60	(66.0)	Adhesive	Black	120

Dimensions are approximate and subject to technical changes. Use Part No. for ordering and Type for specification purposes. Sold in 6-foot lengths.

### Slotted Wall Wiring Duct *Continued*

Article No.	Part No.	Type	Width (W)		Height (H)		Width (W2)		Width (W3)		Width (W4)		Width (W5)		Description	Color	Pkg Qty ft.
			in.	(mm)	in.	(mm)	in.	(mm)	in.	(mm)	in.	(mm)	in.	(mm)			
<b>1.5" X 4" (38.1 X 101.6) Nominal Duct Size</b>																	
181-15406	181-15406	SL1.5X4	1.5	(38.1)	4.07	(103.4)	1.5	(38.1)	0.4	(10.2)	1.0	(25.4)	3.60	(91.4)	Non-Adhesive	White	120
181-00578	181-00578	SLA1.5X4	1.5	(38.1)	4.07	(103.4)	1.5	(38.1)	0.4	(10.2)	1.0	(25.4)	3.60	(91.4)	Adhesive	White	120
181-15404	181-15404	SL1.5X4	1.5	(38.1)	4.07	(103.4)	1.5	(38.1)	0.4	(10.2)	1.0	(25.4)	3.60	(91.4)	Non-Adhesive	Gray	120
181-00577	181-00577	SLA1.5X4	1.5	(38.1)	4.07	(103.4)	1.5	(38.1)	0.4	(10.2)	1.0	(25.4)	3.60	(91.4)	Adhesive	Gray	120
181-15400	181-15400	SL1.5X4	1.5	(38.1)	4.07	(103.4)	1.5	(38.1)	0.4	(10.2)	1.0	(25.4)	3.60	(91.4)	Non-Adhesive	Black	120
181-00576	181-00576	SLA1.5X4	1.5	(38.1)	4.07	(103.4)	1.5	(38.1)	0.4	(10.2)	1.0	(25.4)	3.60	(91.4)	Adhesive	Black	120
<b>2" X 1" (50.8 X 25.4) Nominal Duct Size</b>																	
181-21007	181-21007	SL2X1	2.0	(50.8)	1.06	(26.9)	2.0	(50.8)	0.4	(10.2)	1.0	(25.4)	0.75	(19.1)	Non-Adhesive	White	120
181-00580	181-00580	SLA2X1	2.0	(50.8)	1.06	(26.9)	2.0	(50.8)	0.4	(10.2)	1.0	(25.4)	0.75	(19.1)	Adhesive	White	120
181-21005	181-21005	SL2X1	2.0	(50.8)	1.06	(26.9)	2.0	(50.8)	0.4	(10.2)	1.0	(25.4)	0.75	(19.1)	Non-Adhesive	Gray	120
181-21009	181-21009	SLA2X1	2.0	(50.8)	1.06	(26.9)	2.0	(50.8)	0.4	(10.2)	1.0	(25.4)	0.75	(19.1)	Adhesive	Gray	120
181-00554	181-00554	SL2X1	2.0	(50.8)	1.06	(26.9)	2.0	(50.8)	0.4	(10.2)	1.0	(25.4)	0.75	(19.1)	Non-Adhesive	Black	120
181-00579	181-00579	SLA2X1	2.0	(50.8)	1.06	(26.9)	2.0	(50.8)	0.4	(10.2)	1.0	(25.4)	0.75	(19.1)	Adhesive	Black	120
<b>2" X 2" (50.8 X 50.8) Nominal Duct Size</b>																	
181-22028	181-22028	SL2X2	2.0	(50.8)	2.07	(52.6)	2.0	(50.8)	0.4	(10.2)	1.0	(25.4)	1.60	(40.6)	Non-Adhesive	White	120
181-22034	181-22034	SLA2X2	2.0	(50.8)	2.07	(52.6)	2.0	(50.8)	0.4	(10.2)	1.0	(25.4)	1.60	(40.6)	Adhesive	White	120
181-22024	181-22024	SL2X2	2.0	(50.8)	2.07	(52.6)	2.0	(50.8)	0.4	(10.2)	1.0	(25.4)	1.60	(40.6)	Non-Adhesive	Gray	120
181-22032	181-22032	SLA2X2	2.0	(50.8)	2.07	(52.6)	2.0	(50.8)	0.4	(10.2)	1.0	(25.4)	1.60	(40.6)	Adhesive	Gray	120
181-22020	181-22020	SL2X2	2.0	(50.8)	2.07	(52.6)	2.0	(50.8)	0.4	(10.2)	1.0	(25.4)	1.60	(40.6)	Non-Adhesive	Black	120
181-22030	181-22030	SLA2X2	2.0	(50.8)	2.07	(52.6)	2.0	(50.8)	0.4	(10.2)	1.0	(25.4)	1.60	(40.6)	Adhesive	Black	120
<b>2" X 3" (50.8 X 76.2) Nominal Duct Size</b>																	
181-23009	181-23009	SL2X3	2.0	(50.8)	3.07	(77.9)	2.0	(50.8)	0.4	(10.2)	1.0	(25.4)	2.60	(66.0)	Non-Adhesive	White	120
181-23012	181-23012	SLA2X3	2.0	(50.8)	3.07	(77.9)	2.0	(50.8)	0.4	(10.2)	1.0	(25.4)	2.60	(66.0)	Adhesive	White	120
181-23007	181-23007	SL2X3	2.0	(50.8)	3.07	(77.9)	2.0	(50.8)	0.4	(10.2)	1.0	(25.4)	2.60	(66.0)	Non-Adhesive	Gray	120
181-00582	181-00582	SLA2X3	2.0	(50.8)	3.07	(77.9)	2.0	(50.8)	0.4	(10.2)	1.0	(25.4)	2.60	(66.0)	Adhesive	Gray	120
181-23003	181-23003	SL2X3	2.0	(50.8)	3.07	(77.9)	2.0	(50.8)	0.4	(10.2)	1.0	(25.4)	2.60	(66.0)	Non-Adhesive	Black	120
181-00581	181-00581	SLA2X3	2.0	(50.8)	3.07	(77.9)	2.0	(50.8)	0.4	(10.2)	1.0	(25.4)	2.60	(66.0)	Adhesive	Black	120
<b>2" X 4" (50.8 X 101.6) Nominal Duct Size</b>																	
181-24011	181-24011	SL2X4	2.0	(50.8)	4.07	(103.4)	2.0	(50.8)	0.4	(10.2)	1.0	(25.4)	3.60	(91.4)	Non-Adhesive	White	120
181-24014	181-24014	SLA2X4	2.0	(50.8)	4.07	(103.4)	2.0	(50.8)	0.4	(10.2)	1.0	(25.4)	3.60	(91.4)	Adhesive	White	120
181-24008	181-24008	SL2X4	2.0	(50.8)	4.07	(103.4)	2.0	(50.8)	0.4	(10.2)	1.0	(25.4)	3.60	(91.4)	Non-Adhesive	Gray	120
181-24013	181-24013	SLA2X4	2.0	(50.8)	4.07	(103.4)	2.0	(50.8)	0.4	(10.2)	1.0	(25.4)	3.60	(91.4)	Adhesive	Gray	120
181-24003	181-24003	SL2X4	2.0	(50.8)	4.07	(103.4)	2.0	(50.8)	0.4	(10.2)	1.0	(25.4)	3.60	(91.4)	Non-Adhesive	Black	120
181-00583	181-00583	SLA2X4	2.0	(50.8)	4.07	(103.4)	2.0	(50.8)	0.4	(10.2)	1.0	(25.4)	3.60	(91.4)	Adhesive	Black	120
<b>2" X 5" (50.8 X 127) Nominal Duct Size</b>																	
181-00240	181-00240	SL2X5	2.0	(50.8)	5.07	(128.8)	2.0	(50.8)	0.4	(10.2)	1.0	(25.4)	4.60	(116.8)	Non-Adhesive	White	120
181-00242	181-00242	SLA2X5	2.0	(50.8)	5.07	(128.8)	2.0	(50.8)	0.4	(10.2)	1.0	(25.4)	4.60	(116.8)	Adhesive	White	120
181-00236	181-00236	SL2X5	2.0	(50.8)	5.07	(128.8)	2.0	(50.8)	0.4	(10.2)	1.0	(25.4)	4.60	(116.8)	Non-Adhesive	Gray	120
181-00238	181-00238	SLA2X5	2.0	(50.8)	5.07	(128.8)	2.0	(50.8)	0.4	(10.2)	1.0	(25.4)	4.60	(116.8)	Adhesive	Gray	120
181-00316	181-00316	SL2X5	2.0	(50.8)	5.07	(128.8)	2.0	(50.8)	0.4	(10.2)	1.0	(25.4)	4.60	(116.8)	Non-Adhesive	Black	120
181-00317	181-00317	SLA2X5	2.0	(50.8)	5.07	(128.8)	2.0	(50.8)	0.4	(10.2)	1.0	(25.4)	4.60	(116.8)	Adhesive	Black	120

Dimensions are approximate and subject to technical changes. Use Part No. for ordering and Type for specification purposes. Sold in 6-foot lengths.

Slotted Wall Wiring Duct *Continued*

Article No.	Part No.	Type	Width (W)		Height (H)		Width (W2)		Width (W3)		Width (W4)		Width (W5)		Description	Color	Pkg Qty ft.
			in.	(mm)	in.	(mm)	in.	(mm)	in.	(mm)	in.	(mm)	in.	(mm)			
2.5" X 3" (63.5 X 76.2) Nominal Duct Size																	
181-00216	181-00216	SL2.5X3	2.5	(63.5)	3.07	(77.9)	2.5	(63.5)	0.4	(10.2)	1.0	(25.4)	2.60	(66.0)	Non-Adhesive	White	120
181-00218	181-00218	SLA2.5X3	2.5	(63.5)	3.07	(77.9)	2.5	(63.5)	0.4	(10.2)	1.0	(25.4)	2.60	(66.0)	Adhesive	White	120
181-00212	181-00212	SL2.5X3	2.5	(63.5)	3.07	(77.9)	2.5	(63.5)	0.4	(10.2)	1.0	(25.4)	2.60	(66.0)	Non-Adhesive	Gray	120
181-00214	181-00214	SLA2.5X3	2.5	(63.5)	3.07	(77.9)	2.5	(63.5)	0.4	(10.2)	1.0	(25.4)	2.60	(66.0)	Adhesive	Gray	120
181-00318	181-00318	SL2.5X3	2.5	(63.5)	3.07	(77.9)	2.5	(63.5)	0.4	(10.2)	1.0	(25.4)	2.60	(66.0)	Non-Adhesive	Black	120
181-00319	181-00319	SLA2.5X3	2.5	(63.5)	3.07	(77.9)	2.5	(63.5)	0.4	(10.2)	1.0	(25.4)	2.60	(66.0)	Adhesive	Black	120
3" X 1" (76.2 X 25.4) Nominal Duct Size																	
181-31007	181-31007	SL3X1	3.0	(76.2)	1.06	(26.9)	3.0	(76.2)	0.4	(10.2)	1.0	(25.4)	0.75	(19.1)	Non-Adhesive	White	120
181-00586	181-00586	SLA3X1	3.0	(76.2)	1.06	(26.9)	3.0	(76.2)	0.4	(10.2)	1.0	(25.4)	0.75	(19.1)	Adhesive	White	120
181-00558	181-00558	SL3X1	3.0	(76.2)	1.06	(26.9)	3.0	(76.2)	0.4	(10.2)	1.0	(25.4)	0.75	(19.1)	Non-Adhesive	Gray	120
181-00585	181-00585	SLA3X1	3.0	(76.2)	1.06	(26.9)	3.0	(76.2)	0.4	(10.2)	1.0	(25.4)	0.75	(19.1)	Adhesive	Gray	120
181-00557	181-00557	SL3X1	3.0	(76.2)	1.06	(26.9)	3.0	(76.2)	0.4	(10.2)	1.0	(25.4)	0.75	(19.1)	Non-Adhesive	Black	120
181-00584	181-00584	SLA3X1	3.0	(76.2)	1.06	(26.9)	3.0	(76.2)	0.4	(10.2)	1.0	(25.4)	0.75	(19.1)	Adhesive	Black	120
3" X 2" (76.2 X 50.8) Nominal Duct Size																	
181-32009	181-32009	SL3X2	3.0	(76.2)	2.07	(52.6)	3.0	(76.2)	0.4	(10.2)	1.0	(25.4)	1.62	(41.1)	Non-Adhesive	White	120
181-32015	181-32015	SLA3X2	3.0	(76.2)	2.07	(52.6)	3.0	(76.2)	0.4	(10.2)	1.0	(25.4)	1.62	(41.1)	Adhesive	White	120
181-32006	181-32006	SL3X2	3.0	(76.2)	2.07	(52.6)	3.0	(76.2)	0.4	(10.2)	1.0	(25.4)	1.62	(41.1)	Non-Adhesive	Gray	120
181-32012	181-32012	SLA3X2	3.0	(76.2)	2.07	(52.6)	3.0	(76.2)	0.4	(10.2)	1.0	(25.4)	1.62	(41.1)	Adhesive	Gray	120
181-32004	181-32004	SL3X2	3.0	(76.2)	2.07	(52.6)	3.0	(76.2)	0.4	(10.2)	1.0	(25.4)	1.62	(41.1)	Non-Adhesive	Black	120
181-00026	181-00026	SLA3X2	3.0	(76.2)	2.07	(52.6)	3.0	(76.2)	0.4	(10.2)	1.0	(25.4)	1.62	(41.1)	Adhesive	Black	120
3" X 3" (76.2 X 76.2) Nominal Duct Size																	
181-33018	181-33018	SL3X3	3.0	(76.2)	3.07	(77.9)	3.0	(76.2)	0.4	(10.2)	1.0	(25.4)	2.60	(66.0)	Non-Adhesive	White	120
181-33022	181-33022	SLA3X3	3.0	(76.2)	3.07	(77.9)	3.0	(76.2)	0.4	(10.2)	1.0	(25.4)	2.60	(66.0)	Adhesive	White	120
181-33016	181-33016	SL3X3	3.0	(76.2)	3.07	(77.9)	3.0	(76.2)	0.4	(10.2)	1.0	(25.4)	2.60	(66.0)	Non-Adhesive	Gray	120
181-33021	181-33021	SLA3X3	3.0	(76.2)	3.07	(77.9)	3.0	(76.2)	0.4	(10.2)	1.0	(25.4)	2.60	(66.0)	Adhesive	Gray	120
181-33009	181-33009	SL3X3	3.0	(76.2)	3.07	(77.9)	3.0	(76.2)	0.4	(10.2)	1.0	(25.4)	2.60	(66.0)	Non-Adhesive	Black	120
181-00159	181-00159	SLA3X3	3.0	(76.2)	3.07	(77.9)	3.0	(76.2)	0.4	(10.2)	1.0	(25.4)	2.60	(66.0)	Adhesive	Black	120
3" X 4" (76.2 X 101.6) Nominal Duct Size																	
181-34007	181-34007	SL3X4	3.0	(76.2)	4.07	(103.4)	3.0	(76.2)	0.4	(10.2)	1.0	(25.4)	3.60	(91.4)	Non-Adhesive	White	120
181-00590	181-00590	SLA3X4	3.0	(76.2)	4.07	(103.4)	3.0	(76.2)	0.4	(10.2)	1.0	(25.4)	3.60	(91.4)	Adhesive	White	120
181-34004	181-34004	SL3X4	3.0	(76.2)	4.07	(103.4)	3.0	(76.2)	0.4	(10.2)	1.0	(25.4)	3.60	(91.4)	Non-Adhesive	Gray	120
181-00589	181-00589	SLA3X4	3.0	(76.2)	4.07	(103.4)	3.0	(76.2)	0.4	(10.2)	1.0	(25.4)	3.60	(91.4)	Adhesive	Gray	120
181-34002	181-34002	SL3X4	3.0	(76.2)	4.07	(103.4)	3.0	(76.2)	0.4	(10.2)	1.0	(25.4)	3.60	(91.4)	Non-Adhesive	Black	120
181-00588	181-00588	SLA3X4	3.0	(76.2)	4.07	(103.4)	3.0	(76.2)	0.4	(10.2)	1.0	(25.4)	3.60	(91.4)	Adhesive	Black	120
3" X 5" (76.2 X 127.0) Nominal Duct Size																	
181-00560	181-00560	SL3X5	3.0	(76.2)	5.06	(128.5)	3.0	(76.2)	0.4	(10.2)	1.0	(25.4)	4.60	(116.8)	Non-Adhesive	White	120
181-00155	181-00155	SLA3X5	3.0	(76.2)	5.06	(128.5)	3.0	(76.2)	0.4	(10.2)	1.0	(25.4)	4.60	(116.8)	Adhesive	White	120
181-35005	181-35005	SL3X5	3.0	(76.2)	5.06	(128.5)	3.0	(76.2)	0.4	(10.2)	1.0	(25.4)	4.60	(116.8)	Non-Adhesive	Gray	120
181-00156	181-00156	SLA3X5	3.0	(76.2)	5.06	(128.5)	3.0	(76.2)	0.4	(10.2)	1.0	(25.4)	4.60	(116.8)	Adhesive	Gray	120
181-35002	181-35002	SL3X5	3.0	(76.2)	5.06	(128.5)	3.0	(76.2)	0.4	(10.2)	1.0	(25.4)	4.60	(116.8)	Non-Adhesive	Black	120
181-00157	181-00157	SLA3X5	3.0	(76.2)	5.06	(128.5)	3.0	(76.2)	0.4	(10.2)	1.0	(25.4)	4.60	(116.8)	Adhesive	Black	120

Dimensions are approximate and subject to technical changes. Use Part No. for ordering and Type for specification purposes. Sold in 6-foot lengths.

Slotted Wall Wiring Duct *Continued*

Article No.	Part No.	Type	Width (W)		Height (H)		Width (W2)		Width (W3)		Width (W4)		Width (W5)		Description	Color	Pkg Qty
			in.	(mm)	in.	(mm)	in.	(mm)	in.	(mm)	in.	(mm)	in.	(mm)			ft.
4" X 2" (101.6 X 50.8) Nominal Duct Size																	
181-42010	181-42010	SL4X2	4.0	(101.6)	2.07	(52.6)	4.0	(101.6)	0.4	(10.2)	1.0	(25.4)	1.62	(41.1)	Non-Adhesive	White	120
181-42014	181-42014	SLA4X2	4.0	(101.6)	2.07	(52.6)	4.0	(101.6)	0.4	(10.2)	1.0	(25.4)	1.62	(41.1)	Adhesive	White	120
181-42008	181-42008	SL4X2	4.0	(101.6)	2.07	(52.6)	4.0	(101.6)	0.4	(10.2)	1.0	(25.4)	1.62	(41.1)	Non-Adhesive	Gray	120
181-00592	181-00592	SLA4X2	4.0	(101.6)	2.07	(52.6)	4.0	(101.6)	0.4	(10.2)	1.0	(25.4)	1.62	(41.1)	Adhesive	Gray	120
181-42005	181-42005	SL4X2	4.0	(101.6)	2.07	(52.6)	4.0	(101.6)	0.4	(10.2)	1.0	(25.4)	1.62	(41.1)	Non-Adhesive	Black	120
181-00591	181-00591	SLA4X2	4.0	(101.6)	2.07	(52.6)	4.0	(101.6)	0.4	(10.2)	1.0	(25.4)	1.62	(41.1)	Adhesive	Black	120
4" X 3" (101.6 X 76.2) Nominal Duct Size																	
181-43006	181-43006	SL4X3	4.0	(101.6)	3.07	(77.9)	4.0	(101.6)	0.4	(10.2)	1.0	(25.4)	2.60	(66.0)	Non-Adhesive	White	120
181-00594	181-00594	SLA4X3	4.0	(101.6)	3.07	(77.9)	4.0	(101.6)	0.4	(10.2)	1.0	(25.4)	2.60	(66.0)	Adhesive	White	120
181-43004	181-43004	SL4X3	4.0	(101.6)	3.07	(77.9)	4.0	(101.6)	0.4	(10.2)	1.0	(25.4)	2.60	(66.0)	Non-Adhesive	Gray	120
181-43008	181-43008	SLA4X3	4.0	(101.6)	3.07	(77.9)	4.0	(101.6)	0.4	(10.2)	1.0	(25.4)	2.60	(66.0)	Adhesive	Gray	120
181-00562	181-00562	SL4X3	4.0	(101.6)	3.07	(77.9)	4.0	(101.6)	0.4	(10.2)	1.0	(25.4)	2.60	(66.0)	Non-Adhesive	Black	120
181-00593	181-00593	SLA4X3	4.0	(101.6)	3.07	(77.9)	4.0	(101.6)	0.4	(10.2)	1.0	(25.4)	2.60	(66.0)	Adhesive	Black	120
4" X 4" (101.6 X 101.6) Nominal Duct Size																	
181-44031	181-44031	SL4X4	4.0	(101.6)	4.07	(103.4)	4.0	(101.6)	0.4	(10.2)	1.0	(25.4)	3.60	(91.4)	Non-Adhesive	White	120
181-44035	181-44035	SLA4X4	4.0	(101.6)	4.07	(103.4)	4.0	(101.6)	0.4	(10.2)	1.0	(25.4)	3.60	(91.4)	Adhesive	White	120
181-44027	181-44027	SL4X4	4.0	(101.6)	4.07	(103.4)	4.0	(101.6)	0.4	(10.2)	1.0	(25.4)	3.60	(91.4)	Non-Adhesive	Gray	120
181-44033	181-44033	SLA4X4	4.0	(101.6)	4.07	(103.4)	4.0	(101.6)	0.4	(10.2)	1.0	(25.4)	3.60	(91.4)	Adhesive	Gray	120
181-44020	181-44020	SL4X4	4.0	(101.6)	4.07	(103.4)	4.0	(101.6)	0.4	(10.2)	1.0	(25.4)	3.60	(91.4)	Non-Adhesive	Black	120
181-00595	181-00595	SLA4X4	4.0	(101.6)	4.07	(103.4)	4.0	(101.6)	0.4	(10.2)	1.0	(25.4)	3.60	(91.4)	Adhesive	Black	120
4" X 5" (101.6 X 127.0) Nominal Duct Size																	
181-45011	181-45011	SL4X5	4.0	(101.6)	5.07	(128.8)	4.0	(101.6)	0.4	(10.2)	1.0	(25.4)	4.60	(116.8)	Non-Adhesive	White	60
181-45013	181-45013	SLA4X5	4.0	(101.6)	5.07	(128.8)	4.0	(101.6)	0.4	(10.2)	1.0	(25.4)	4.60	(116.8)	Adhesive	White	60
181-45010	181-45010	SL4X5	4.0	(101.6)	5.07	(128.8)	4.0	(101.6)	0.4	(10.2)	1.0	(25.4)	4.60	(116.8)	Non-Adhesive	Gray	60
181-00596	181-00596	SLA4X5	4.0	(101.6)	5.07	(128.8)	4.0	(101.6)	0.4	(10.2)	1.0	(25.4)	4.60	(116.8)	Adhesive	Gray	60
181-45002	181-45002	SL4X5	4.0	(101.6)	5.07	(128.8)	4.0	(101.6)	0.4	(10.2)	1.0	(25.4)	4.60	(116.8)	Non-Adhesive	Black	60
181-45012	181-45012	SLA4X5	4.0	(101.6)	5.07	(128.8)	4.0	(101.6)	0.4	(10.2)	1.0	(25.4)	4.60	(116.8)	Adhesive	Black	60

Dimensions are approximate and subject to technical changes. Use Part No. for ordering and Type for specification purposes. Sold in 6-foot lengths.

### High Density Slotted Wall Wiring Duct

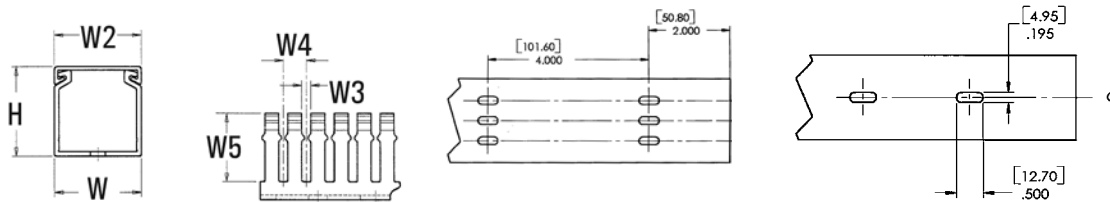
Pro-Duct high density slotted wiring duct features narrow fingers, a 2:1 finger ratio compared to standard slotted wiring duct. With the narrow fingers, compact designs and components are more easily accommodated.

#### Features and Benefits

- Narrow fingers reduce fanning of the wires to the terminal blocks, presenting a neater appearance.
- Each finger is provided with a double restriction to hold wires in the bottom portion of the duct, allowing for easier installation.
- Mounting holes are uniform in size to the solid and slotted wall duct, but are offered every 2 inches to accommodate compact designs and ease installation.



Material Data	
Material	Polyvinylchloride (PVC)
Flammability	Self-extinguishing
Operating Temperature	+122°F (+50°C)



Article No.	Part No.	Type	Width (W)		Height (H)		Width (W2)		Width (W3)		Width (W4)		Width (W5)		Description	Color	Pkg Qty
			in.	(mm)	in.	(mm)	in.	(mm)	in.	(mm)	in.	(mm)	in.	(mm)			
1" X 1" (25.4 X 25.4) Nominal Duct Size																	
184-11006	184-11006	SLHD1X1	1.0	(25.4)	1.06	(26.9)	1.0	(25.4)	0.16	(4.1)	0.4	(10.2)	0.75	(19.05)	Non-Adhesive	White	120
181-00622	181-00622	SLHDA1X1	1.0	(25.4)	1.06	(26.9)	1.0	(25.4)	0.16	(4.1)	0.4	(10.2)	0.75	(19.05)	Adhesive	White	120
184-11004	184-11004	SLHD1X1	1.0	(25.4)	1.06	(26.9)	1.0	(25.4)	0.16	(4.1)	0.4	(10.2)	0.75	(19.05)	Non-Adhesive	Gray	120
181-00621	181-00621	SLHDA1X1	1.0	(25.4)	1.06	(26.9)	1.0	(25.4)	0.16	(4.1)	0.4	(10.2)	0.75	(19.05)	Adhesive	Gray	120
181-00597	181-00597	SLHD1X1	1.0	(25.4)	1.06	(26.9)	1.0	(25.4)	0.16	(4.1)	0.4	(10.2)	0.75	(19.05)	Non-Adhesive	Black	120
181-00637	181-00637	SLHDA1X1	1.0	(25.4)	1.06	(26.9)	1.0	(25.4)	0.16	(4.1)	0.4	(10.2)	0.75	(19.05)	Adhesive	Black	120
1" X 1.5" (25.4 X 38.1) Nominal Duct Size																	
184-11012	184-11012	SLHD1X1.5	1.0	(25.4)	1.57	(39.9)	1.0	(25.4)	0.16	(4.1)	0.4	(10.2)	1.19	(30.20)	Non-Adhesive	White	120
184-11009	184-11009	SLHDA1X1.5	1.0	(25.4)	1.57	(39.9)	1.0	(25.4)	0.16	(4.1)	0.4	(10.2)	1.19	(30.20)	Adhesive	White	120
184-11010	184-11010	SLHD1X1.5	1.0	(25.4)	1.57	(39.9)	1.0	(25.4)	0.16	(4.1)	0.4	(10.2)	1.19	(30.20)	Non-Adhesive	Gray	120
184-11008	184-11008	SLHDA1X1.5	1.0	(25.4)	1.57	(39.9)	1.0	(25.4)	0.16	(4.1)	0.4	(10.2)	1.19	(30.20)	Adhesive	Gray	120
181-00598	181-00598	SLHD1X1.5	1.0	(25.4)	1.57	(39.9)	1.0	(25.4)	0.16	(4.1)	0.4	(10.2)	1.19	(30.20)	Non-Adhesive	Black	120
181-00623	181-00623	SLHDA1X1.5	1.0	(25.4)	1.57	(39.9)	1.0	(25.4)	0.16	(4.1)	0.4	(10.2)	1.19	(30.20)	Adhesive	Black	120

Dimensions are approximate and subject to technical changes. Use Part No. for ordering and Type for specification purposes. Sold in 6-foot lengths.



High Density Slotted Wall Wiring Duct *Continued*

Article No.	Part No.	Type	Width (W)		Height (H)		Width (W2)		Width (W3)		Width (W4)		Width (W5)		Description	Color	Pkg Qty ft.
			in.	(mm)	in.	(mm)	in.	(mm)	in.	(mm)	in.	(mm)	in.	(mm)			
1" X 2" (25.4 X 50.8) Nominal Duct Size																	
184-12007	184-12007	SLHD1X2	1.0	(25.4)	2.07	(52.6)	1.0	(25.4)	0.16	(4.1)	0.4	(10.2)	1.62	(41.1)	Non-Adhesive	White	120
184-12004	184-12004	SLHDA1X2	1.0	(25.4)	2.07	(52.6)	1.0	(25.4)	0.16	(4.1)	0.4	(10.2)	1.62	(41.1)	Adhesive	White	120
184-12005	184-12005	SLHD1X2	1.0	(25.4)	2.07	(52.6)	1.0	(25.4)	0.16	(4.1)	0.4	(10.2)	1.62	(41.1)	Non-Adhesive	Gray	120
184-12002	184-12002	SLHDA1X2	1.0	(25.4)	2.07	(52.6)	1.0	(25.4)	0.16	(4.1)	0.4	(10.2)	1.62	(41.1)	Adhesive	Gray	120
181-00599	181-00599	SLHD1X2	1.0	(25.4)	2.07	(52.6)	1.0	(25.4)	0.16	(4.1)	0.4	(10.2)	1.62	(41.1)	Non-Adhesive	Black	120
181-00624	181-00624	SLHDA1X2	1.0	(25.4)	2.07	(52.6)	1.0	(25.4)	0.16	(4.1)	0.4	(10.2)	1.62	(41.1)	Adhesive	Black	120
1" X 3" (25.4 X 76.2) Nominal Duct Size																	
184-13007	184-13007	SLHD1X3	1.0	(25.4)	3.07	(77.9)	1.0	(25.4)	0.16	(4.1)	0.4	(10.2)	2.60	(66.0)	Non-Adhesive	White	120
184-13003	184-13003	SLHDA1X3	1.0	(25.4)	3.07	(77.9)	1.0	(25.4)	0.16	(4.1)	0.4	(10.2)	2.60	(66.0)	Adhesive	White	120
184-13005	184-13005	SLHD1X3	1.0	(25.4)	3.07	(77.9)	1.0	(25.4)	0.16	(4.1)	0.4	(10.2)	2.60	(66.0)	Non-Adhesive	Gray	120
181-00626	181-00626	SLHDA1X3	1.0	(25.4)	3.07	(77.9)	1.0	(25.4)	0.16	(4.1)	0.4	(10.2)	2.60	(66.0)	Adhesive	Gray	120
181-00600	181-00600	SLHD1X3	1.0	(25.4)	3.07	(77.9)	1.0	(25.4)	0.16	(4.1)	0.4	(10.2)	2.60	(66.0)	Non-Adhesive	Black	120
181-00625	181-00625	SLHDA1X3	1.0	(25.4)	3.07	(77.9)	1.0	(25.4)	0.16	(4.1)	0.4	(10.2)	2.60	(66.0)	Adhesive	Black	120
1" X 4" (25.4 X 101.6) Nominal Duct Size																	
184-14004	184-14004	SLHD1X4	1.0	(25.4)	4.07	(103.4)	1.0	(25.4)	0.16	(4.1)	0.4	(10.2)	3.60	(91.4)	Non-Adhesive	White	120
181-00629	181-00629	SLHDA1X4	1.0	(25.4)	4.07	(103.4)	1.0	(25.4)	0.16	(4.1)	0.4	(10.2)	3.60	(91.4)	Adhesive	White	120
184-14002	184-14002	SLHD1X4	1.0	(25.4)	4.07	(103.4)	1.0	(25.4)	0.16	(4.1)	0.4	(10.2)	3.60	(91.4)	Non-Adhesive	Gray	120
181-00628	181-00628	SLHDA1X4	1.0	(25.4)	4.07	(103.4)	1.0	(25.4)	0.16	(4.1)	0.4	(10.2)	3.60	(91.4)	Adhesive	Gray	120
181-00601	181-00601	SLHD1X4	1.0	(25.4)	4.07	(103.4)	1.0	(25.4)	0.16	(4.1)	0.4	(10.2)	3.60	(91.4)	Non-Adhesive	Black	120
181-00627	181-00627	SLHDA1X4	1.0	(25.4)	4.07	(103.4)	1.0	(25.4)	0.16	(4.1)	0.4	(10.2)	3.60	(91.4)	Adhesive	Black	120
1.5" X 1" (38.1 X 25.4) Nominal Duct Size																	
184-15102	184-15102	SLHD1.5X1	1.5	(38.1)	1.06	(26.9)	1.5	(38.1)	0.16	(4.1)	0.4	(10.2)	0.75	(19.1)	Non-Adhesive	White	120
181-00632	181-00632	SLHDA1.5X1	1.5	(38.1)	1.06	(26.9)	1.5	(38.1)	0.16	(4.1)	0.4	(10.2)	0.75	(19.1)	Adhesive	White	120
184-15101	184-15101	SLHD1.5X1	1.5	(38.1)	1.06	(26.9)	1.5	(38.1)	0.16	(4.1)	0.4	(10.2)	0.75	(19.1)	Non-Adhesive	Gray	120
181-00631	181-00631	SLHDA1.5X1	1.5	(38.1)	1.06	(26.9)	1.5	(38.1)	0.16	(4.1)	0.4	(10.2)	0.75	(19.1)	Adhesive	Gray	120
181-00602	181-00602	SLHD1.5X1	1.5	(38.1)	1.06	(26.9)	1.5	(38.1)	0.16	(4.1)	0.4	(10.2)	0.75	(19.1)	Non-Adhesive	Black	120
181-00630	181-00630	SLHDA1.5X1	1.5	(38.1)	1.06	(26.9)	1.5	(38.1)	0.16	(4.1)	0.4	(10.2)	0.75	(19.1)	Adhesive	Black	120
1.5" X 1.5" (38.1 X 38.1) Nominal Duct Size																	
184-15155	184-15155	SLHD1.5X1.5	1.5	(38.1)	1.57	(39.9)	1.5	(38.1)	0.16	(4.1)	0.4	(10.2)	1.20	(30.5)	Non-Adhesive	White	120
184-15153	184-15153	SLHDA1.5X1.5	1.5	(38.1)	1.57	(39.9)	1.5	(38.1)	0.16	(4.1)	0.4	(10.2)	1.20	(30.5)	Adhesive	White	120
184-15152	184-15152	SLHD1.5X1.5	1.5	(38.1)	1.57	(39.9)	1.5	(38.1)	0.16	(4.1)	0.4	(10.2)	1.20	(30.5)	Non-Adhesive	Gray	120
184-15151	184-15151	SLHDA1.5X1.5	1.5	(38.1)	1.57	(39.9)	1.5	(38.1)	0.16	(4.1)	0.4	(10.2)	1.20	(30.5)	Adhesive	Gray	120
181-00603	181-00603	SLHD1.5X1.5	1.5	(38.1)	1.57	(39.9)	1.5	(38.1)	0.16	(4.1)	0.4	(10.2)	1.20	(30.5)	Non-Adhesive	Black	120
181-00633	181-00633	SLHDA1.5X1.5	1.5	(38.1)	1.57	(39.9)	1.5	(38.1)	0.16	(4.1)	0.4	(10.2)	1.20	(30.5)	Adhesive	Black	120
1.5" X 2" (38.1 X 50.8) Nominal Duct Size																	
184-15206	184-15206	SLHD1.5X2	1.5	(38.1)	2.07	(52.6)	1.5	(38.1)	0.16	(4.1)	0.4	(10.2)	1.60	(40.6)	Non-Adhesive	White	120
184-15205	184-15205	SLHDA1.5X2	1.5	(38.1)	2.07	(52.6)	1.5	(38.1)	0.16	(4.1)	0.4	(10.2)	1.60	(40.6)	Adhesive	White	120
184-15202	184-15202	SLHD1.5X2	1.5	(38.1)	2.07	(52.6)	1.5	(38.1)	0.16	(4.1)	0.4	(10.2)	1.60	(40.6)	Non-Adhesive	Gray	120
184-15201	184-15201	SLHDA1.5X2	1.5	(38.1)	2.07	(52.6)	1.5	(38.1)	0.16	(4.1)	0.4	(10.2)	1.60	(40.6)	Adhesive	Gray	120
181-00604	181-00604	SLHD1.5X2	1.5	(38.1)	2.07	(52.6)	1.5	(38.1)	0.16	(4.1)	0.4	(10.2)	1.60	(40.6)	Non-Adhesive	Black	120
181-00634	184-15201	SLHDA1.5X2	1.5	(38.1)	2.07	(52.6)	1.5	(38.1)	0.16	(4.1)	0.4	(10.2)	1.60	(40.6)	Adhesive	Black	120

Dimensions are approximate and subject to technical changes. Use Part No. for ordering and Type for specification purposes. Sold in 6-foot lengths.

High Density Slotted Wall Wiring Duct *Continued*

Article No.	Part No.	Type	Width (W)		Height (H)		Width (W2)		Width (W3)		Width (W4)		Width (W5)		Description	Color	Pkg Qty ft.
			in.	(mm)	in.	(mm)	in.	(mm)	in.	(mm)	in.	(mm)	in.	(mm)			
1.5" X 3" (38.1 X 76.2) Nominal Duct Size																	
184-15304	184-15304	SLHD1.5X3	1.5	(38.1)	3.07	(77.9)	1.5	(38.1)	0.16	(4.1)	0.4	(10.2)	2.60	(66.0)	Non-Adhesive	White	120
184-15301	184-15301	SLHDA1.5X3	1.5	(38.1)	3.07	(77.9)	1.5	(38.1)	0.16	(4.1)	0.4	(10.2)	2.60	(66.0)	Adhesive	White	120
184-15302	184-15302	SLHD1.5X3	1.5	(38.1)	3.07	(77.9)	1.5	(38.1)	0.16	(4.1)	0.4	(10.2)	2.60	(66.0)	Non-Adhesive	Gray	120
181-00636	181-00636	SLHDA1.5X3	1.5	(38.1)	3.07	(77.9)	1.5	(38.1)	0.16	(4.1)	0.4	(10.2)	2.60	(66.0)	Adhesive	Gray	120
181-00605	181-00605	SLHD1.5X3	1.5	(38.1)	3.07	(77.9)	1.5	(38.1)	0.16	(4.1)	0.4	(10.2)	2.60	(66.0)	Non-Adhesive	Black	120
181-00635	181-00635	SLHDA1.5X3	1.5	(38.1)	3.07	(77.9)	1.5	(38.1)	0.16	(4.1)	0.4	(10.2)	2.60	(66.0)	Adhesive	Black	120
1.5" X 4" (38.1 X 101.6) Nominal Duct Size																	
184-15403	184-15403	SLHD1.5X4	1.5	(38.1)	4.07	(103.4)	1.5	(38.1)	0.16	(4.1)	0.4	(10.2)	3.60	(91.4)	Non-Adhesive	White	120
181-00639	181-00639	SLHDA1.5X4	1.5	(38.1)	4.07	(103.4)	1.5	(38.1)	0.16	(4.1)	0.4	(10.2)	3.60	(91.4)	Adhesive	White	120
184-15401	184-15401	SLHD1.5X4	1.5	(38.1)	4.07	(103.4)	1.5	(38.1)	0.16	(4.1)	0.4	(10.2)	3.60	(91.4)	Non-Adhesive	Gray	120
181-00638	181-00638	SLHDA1.5X4	1.5	(38.1)	4.07	(103.4)	1.5	(38.1)	0.16	(4.1)	0.4	(10.2)	3.60	(91.4)	Adhesive	Gray	120
181-00606	181-00606	SLHD1.5X4	1.5	(38.1)	4.07	(103.4)	1.5	(38.1)	0.16	(4.1)	0.4	(10.2)	3.60	(91.4)	Non-Adhesive	Black	120
181-00620	181-00620	SLHDA1.5X4	1.5	(38.1)	4.07	(103.4)	1.5	(38.1)	0.16	(4.1)	0.4	(10.2)	3.60	(91.4)	Adhesive	Black	120
2" X 1" (50.8 X 25.4) Nominal Duct Size																	
184-21003	184-21003	SLHD2X1	2.0	(50.8)	1.06	(26.9)	2.0	(50.8)	0.16	(4.1)	0.4	(10.2)	0.75	(19.1)	Non-Adhesive	White	120
181-00642	181-00642	SLHDA2X1	2.0	(50.8)	1.06	(26.9)	2.0	(50.8)	0.16	(4.1)	0.4	(10.2)	0.75	(19.1)	Adhesive	White	120
184-21002	184-21002	SLHD2X1	2.0	(50.8)	1.06	(26.9)	2.0	(50.8)	0.16	(4.1)	0.4	(10.2)	0.75	(19.1)	Non-Adhesive	Gray	120
181-00641	181-00641	SLHDA2X1	2.0	(50.8)	1.06	(26.9)	2.0	(50.8)	0.16	(4.1)	0.4	(10.2)	0.75	(19.1)	Adhesive	Gray	120
181-00607	181-00607	SLHD2X1	2.0	(50.8)	1.06	(26.9)	2.0	(50.8)	0.16	(4.1)	0.4	(10.2)	0.75	(19.1)	Non-Adhesive	Black	120
181-00640	181-00640	SLHDA2X1	2.0	(50.8)	1.06	(26.9)	2.0	(50.8)	0.16	(4.1)	0.4	(10.2)	0.75	(19.1)	Adhesive	Black	120
2" X 2" (50.8 X 50.8) Nominal Duct Size																	
184-22008	184-22008	SLHD2X2	2.0	(50.8)	2.07	(52.6)	2.0	(50.8)	0.16	(4.1)	0.4	(10.2)	1.60	(40.6)	Non-Adhesive	White	120
184-22003	184-22003	SLHDA2X2	2.0	(50.8)	2.07	(52.6)	2.0	(50.8)	0.16	(4.1)	0.4	(10.2)	1.60	(40.6)	Adhesive	White	120
184-22005	184-22005	SLHD2X2	2.0	(50.8)	2.07	(52.6)	2.0	(50.8)	0.16	(4.1)	0.4	(10.2)	1.60	(40.6)	Non-Adhesive	Gray	120
181-00644	181-00644	SLHDA2X2	2.0	(50.8)	2.07	(52.6)	2.0	(50.8)	0.16	(4.1)	0.4	(10.2)	1.60	(40.6)	Adhesive	Gray	120
181-00608	181-00608	SLHD2X2	2.0	(50.8)	2.07	(52.6)	2.0	(50.8)	0.16	(4.1)	0.4	(10.2)	1.60	(40.6)	Non-Adhesive	Black	120
181-00643	181-00643	SLHDA2X2	2.0	(50.8)	2.07	(52.6)	2.0	(50.8)	0.16	(4.1)	0.4	(10.2)	1.60	(40.6)	Adhesive	Black	120
2" X 3" (50.8 X 76.2) Nominal Duct Size																	
184-23006	184-23006	SLHD2X3	2.0	(50.8)	3.07	(77.9)	2.0	(50.8)	0.16	(4.1)	0.4	(10.2)	2.60	(66.0)	Non-Adhesive	White	120
184-23003	184-23003	SLHDA2X3	2.0	(50.8)	3.07	(77.9)	2.0	(50.8)	0.16	(4.1)	0.4	(10.2)	2.60	(66.0)	Adhesive	White	120
184-23004	184-23004	SLHD2X3	2.0	(50.8)	3.07	(77.9)	2.0	(50.8)	0.16	(4.1)	0.4	(10.2)	2.60	(66.0)	Non-Adhesive	Gray	120
181-00646	181-00646	SLHDA2X3	2.0	(50.8)	3.07	(77.9)	2.0	(50.8)	0.16	(4.1)	0.4	(10.2)	2.60	(66.0)	Adhesive	Gray	120
181-00609	181-00609	SLHD2X3	2.0	(50.8)	3.07	(77.9)	2.0	(50.8)	0.16	(4.1)	0.4	(10.2)	2.60	(66.0)	Non-Adhesive	Black	120
181-00645	181-00645	SLHDA2X3	2.0	(50.8)	3.07	(77.9)	2.0	(50.8)	0.16	(4.1)	0.4	(10.2)	2.60	(66.0)	Adhesive	Black	120
2" X 4" (50.8 X 101.6) Nominal Duct Size																	
184-24007	184-24007	SLHD2X4	2.0	(50.8)	4.07	(103.4)	2.0	(50.8)	0.16	(4.1)	0.4	(10.2)	3.60	(91.4)	Non-Adhesive	White	120
184-24003	184-24003	SLHDA2X4	2.0	(50.8)	4.07	(103.4)	2.0	(50.8)	0.16	(4.1)	0.4	(10.2)	3.60	(91.4)	Adhesive	White	120
184-24004	184-24004	SLHD2X4	2.0	(50.8)	4.07	(103.4)	2.0	(50.8)	0.16	(4.1)	0.4	(10.2)	3.60	(91.4)	Non-Adhesive	Gray	120
181-00648	181-00648	SLHDA2X4	2.0	(50.8)	4.07	(103.4)	2.0	(50.8)	0.16	(4.1)	0.4	(10.2)	3.60	(91.4)	Adhesive	Gray	120
181-00610	181-00610	SLHD2X4	2.0	(50.8)	4.07	(103.4)	2.0	(50.8)	0.16	(4.1)	0.4	(10.2)	3.60	(91.4)	Non-Adhesive	Black	120
181-00647	181-00647	SLHDA2X4	2.0	(50.8)	4.07	(103.4)	2.0	(50.8)	0.16	(4.1)	0.4	(10.2)	3.60	(91.4)	Adhesive	Black	120

Dimensions are approximate and subject to technical changes. Use Part No. for ordering and Type for specification purposes. Sold in 6-foot lengths.

High Density Slotted Wall Wiring Duct *Continued*

Article No.	Part No.	Type	Width (W)		Height (H)		Width (W2)		Width (W3)		Width (W4)		Width (W5)		Description	Color	Pkg Qty ft.
			in.	(mm)	in.	(mm)	in.	(mm)	in.	(mm)	in.	(mm)	in.	(mm)			
2" X 5" (50.8 X 127) Nominal Duct Size																	
181-00265	181-00265	SLHD2X5	2.0	(50.8)	5.07	(128.8)	2.0	(50.8)	0.16	(4.1)	0.4	(10.2)	4.60	(116.8)	Non-Adhesive	White	120
181-00259	181-00259	SLHDA2X5	2.0	(50.8)	5.07	(128.8)	2.0	(50.8)	0.16	(4.1)	0.4	(10.2)	4.60	(116.8)	Adhesive	White	120
181-00252	181-00252	SLHD2X5	2.0	(50.8)	5.07	(128.8)	2.0	(50.8)	0.16	(4.1)	0.4	(10.2)	4.60	(116.8)	Non-Adhesive	Gray	120
181-00254	181-00254	SLHDA2X5	2.0	(50.8)	5.07	(128.8)	2.0	(50.8)	0.16	(4.1)	0.4	(10.2)	4.60	(116.8)	Adhesive	Gray	120
181-00320	181-00320	SLHD2X5	2.0	(50.8)	5.07	(128.8)	2.0	(50.8)	0.16	(4.1)	0.4	(10.2)	4.60	(116.8)	Non-Adhesive	Black	120
181-00321	181-00321	SLHDA2X5	2.0	(50.8)	5.07	(128.8)	2.0	(50.8)	0.16	(4.1)	0.4	(10.2)	4.60	(116.8)	Adhesive	Black	120
2.5" X 3" (63.5 X 76.2) Nominal Duct Size																	
181-00232	181-00232	SLHD2.5X3	2.5	(63.5)	3.07	(77.9)	2.5	(63.5)	0.16	(4.1)	0.4	(10.2)	2.60	(66.0)	Non-Adhesive	White	120
181-00234	181-00234	SLHDA2.5X3	2.5	(63.5)	3.07	(77.9)	2.5	(63.5)	0.16	(4.1)	0.4	(10.2)	2.60	(66.0)	Adhesive	White	120
181-00228	181-00228	SLHD2.5X3	2.5	(63.5)	3.07	(77.9)	2.5	(63.5)	0.16	(4.1)	0.4	(10.2)	2.60	(66.0)	Non-Adhesive	Gray	120
181-00230	181-00230	SLHDA2.5X3	2.5	(63.5)	3.07	(77.9)	2.5	(63.5)	0.16	(4.1)	0.4	(10.2)	2.60	(66.0)	Adhesive	Gray	120
181-00322	181-00322	SLHD2.5X3	2.5	(63.5)	3.07	(77.9)	2.5	(63.5)	0.16	(4.1)	0.4	(10.2)	2.60	(66.0)	Non-Adhesive	Black	120
181-00323	181-00323	SLHDA2.5X3	2.5	(63.5)	3.07	(77.9)	2.5	(63.5)	0.16	(4.1)	0.4	(10.2)	2.60	(66.0)	Adhesive	Black	120
3" X 1" (76.2 X 25.4) Nominal Duct Size																	
181-00613	181-00613	SLHD3X1	3.0	(76.2)	1.06	(26.9)	3.0	(76.2)	0.16	(4.1)	0.4	(10.2)	0.75	(19.1)	Non-Adhesive	White	120
181-00652	181-00652	SLHDA3X1	3.0	(76.2)	1.06	(26.9)	3.0	(76.2)	0.16	(4.1)	0.4	(10.2)	0.75	(19.1)	Adhesive	White	120
181-00612	181-00612	SLHD3X1	3.0	(76.2)	1.06	(26.9)	3.0	(76.2)	0.16	(4.1)	0.4	(10.2)	0.75	(19.1)	Non-Adhesive	Gray	120
181-00651	181-00651	SLHDA3X1	3.0	(76.2)	1.06	(26.9)	3.0	(76.2)	0.16	(4.1)	0.4	(10.2)	0.75	(19.1)	Adhesive	Gray	120
181-00611	181-00611	SLHD3X1	3.0	(76.2)	1.06	(26.9)	3.0	(76.2)	0.16	(4.1)	0.4	(10.2)	0.75	(19.1)	Non-Adhesive	Black	120
181-00649	181-00649	SLHDA3X1	3.0	(76.2)	1.06	(26.9)	3.0	(76.2)	0.16	(4.1)	0.4	(10.2)	0.75	(19.1)	Adhesive	Black	120
3" X 2" (76.2 X 50.8) Nominal Duct Size																	
184-32004	184-32004	SLHD3X2	3.0	(76.2)	2.07	(52.6)	3.0	(76.2)	0.16	(4.1)	0.4	(10.2)	1.62	(41.1)	Non-Adhesive	White	120
181-00655	181-00655	SLHDA3X2	3.0	(76.2)	2.07	(52.6)	3.0	(76.2)	0.16	(4.1)	0.4	(10.2)	1.62	(41.1)	Adhesive	White	120
184-32001	184-32001	SLHD3X2	3.0	(76.2)	2.07	(52.6)	3.0	(76.2)	0.16	(4.1)	0.4	(10.2)	1.62	(41.1)	Non-Adhesive	Gray	120
181-00654	181-00654	SLHDA3X2	3.0	(76.2)	2.07	(52.6)	3.0	(76.2)	0.16	(4.1)	0.4	(10.2)	1.62	(41.1)	Adhesive	Gray	120
181-00614	181-00614	SLHD3X2	3.0	(76.2)	2.07	(52.6)	3.0	(76.2)	0.16	(4.1)	0.4	(10.2)	1.62	(41.1)	Non-Adhesive	Black	120
181-00653	181-00653	SLHDA3X2	3.0	(76.2)	2.07	(52.6)	3.0	(76.2)	0.16	(4.1)	0.4	(10.2)	1.62	(41.1)	Adhesive	Black	120
3" X 3" (76.2 X 76.2) Nominal Duct Size																	
184-33004	184-33004	SLHD3X3	3.0	(76.2)	3.07	(77.9)	3.0	(76.2)	0.16	(4.1)	0.4	(10.2)	2.60	(66.0)	Non-Adhesive	White	120
184-33001	184-33001	SLHDA3X3	3.0	(76.2)	3.07	(77.9)	3.0	(76.2)	0.16	(4.1)	0.4	(10.2)	2.60	(66.0)	Adhesive	White	120
184-33002	184-33002	SLHD3X3	3.0	(76.2)	3.07	(77.9)	3.0	(76.2)	0.16	(4.1)	0.4	(10.2)	2.60	(66.0)	Non-Adhesive	Gray	120
181-00657	181-00657	SLHDA3X3	3.0	(76.2)	3.07	(77.9)	3.0	(76.2)	0.16	(4.1)	0.4	(10.2)	2.60	(66.0)	Adhesive	Gray	120
181-00615	181-00615	SLHD3X3	3.0	(76.2)	3.07	(77.9)	3.0	(76.2)	0.16	(4.1)	0.4	(10.2)	2.60	(66.0)	Non-Adhesive	Black	120
181-00656	181-00656	SLHDA3X3	3.0	(76.2)	3.07	(77.9)	3.0	(76.2)	0.16	(4.1)	0.4	(10.2)	2.60	(66.0)	Adhesive	Black	120
3" X 4" (76.2 X 101.6) Nominal Duct Size																	
184-34005	184-34005	SLHD3X4	3.0	(76.2)	4.07	(103.4)	3.0	(76.2)	0.16	(4.1)	0.4	(10.2)	3.60	(91.4)	Non-Adhesive	White	120
184-34001	184-34001	SLHDA3X4	3.0	(76.2)	4.07	(103.4)	3.0	(76.2)	0.16	(4.1)	0.4	(10.2)	3.60	(91.4)	Adhesive	White	120
184-34003	184-34003	SLHD3X4	3.0	(76.2)	4.07	(103.4)	3.0	(76.2)	0.16	(4.1)	0.4	(10.2)	3.60	(91.4)	Non-Adhesive	Gray	120
181-00659	181-00659	SLHDA3X4	3.0	(76.2)	4.07	(103.4)	3.0	(76.2)	0.16	(4.1)	0.4	(10.2)	3.60	(91.4)	Adhesive	Gray	120
181-00616	181-00616	SLHD3X4	3.0	(76.2)	4.07	(103.4)	3.0	(76.2)	0.16	(4.1)	0.4	(10.2)	3.60	(91.4)	Non-Adhesive	Black	120
181-00658	181-00658	SLHDA3X4	3.0	(76.2)	4.07	(103.4)	3.0	(76.2)	0.16	(4.1)	0.4	(10.2)	3.60	(91.4)	Adhesive	Black	120

Dimensions are approximate and subject to technical changes. Use Part No. for ordering and Type for specification purposes. Sold in 6-foot lengths.

High Density Slotted Wall Wiring Duct *Continued*

Article No.	Part No.	Type	Width (W)		Height (H)		Width (W2)		Width (W3)		Width (W4)		Width (W5)		Description	Color	Pkg Qty ft.
			in.	(mm)	in.	(mm)	in.	(mm)	in.	(mm)	in.	(mm)	in.	(mm)			
3" X 5" (76.2 X 127.0) Nominal Duct Size																	
181-00149	181-00149	SLHD3X5	3.0	(76.2)	5.06	(128.5)	3.0	(76.2)	0.16	(4.1)	0.4	(10.2)	4.60	(116.8)	Non-Adhesive	White	120
181-00662	181-00662	SLHDA3X5	3.0	(76.2)	5.06	(128.5)	3.0	(76.2)	0.16	(4.1)	0.4	(10.2)	4.60	(116.8)	Adhesive	White	120
181-00150	181-00150	SLHD3X5	3.0	(76.2)	5.06	(128.5)	3.0	(76.2)	0.16	(4.1)	0.4	(10.2)	4.60	(116.8)	Non-Adhesive	Gray	120
181-00661	181-00661	SLHDA3X5	3.0	(76.2)	5.06	(128.5)	3.0	(76.2)	0.16	(4.1)	0.4	(10.2)	4.60	(116.8)	Adhesive	Gray	120
181-00151	181-00151	SLHD3X5	3.0	(76.2)	5.06	(128.5)	3.0	(76.2)	0.16	(4.1)	0.4	(10.2)	4.60	(116.8)	Non-Adhesive	Black	120
181-00660	181-00660	SLHDA3X5	3.0	(76.2)	5.06	(128.5)	3.0	(76.2)	0.16	(4.1)	0.4	(10.2)	4.60	(116.8)	Adhesive	Black	120
4" X 2" (101.6 X 50.8) Nominal Duct Size																	
184-42003	184-42003	SLHD4X2	4.0	(101.6)	2.07	(52.6)	4.0	(101.6)	0.16	(4.1)	0.4	(10.2)	1.62	(41.1)	Non-Adhesive	White	120
181-00665	181-00665	SLHDA4X2	4.0	(101.6)	2.07	(52.6)	4.0	(101.6)	0.16	(4.1)	0.4	(10.2)	1.62	(41.1)	Adhesive	White	120
184-42001	184-42001	SLHD4X2	4.0	(101.6)	2.07	(52.6)	4.0	(101.6)	0.16	(4.1)	0.4	(10.2)	1.62	(41.1)	Non-Adhesive	Gray	120
181-00664	181-00664	SLHDA4X2	4.0	(101.6)	2.07	(52.6)	4.0	(101.6)	0.16	(4.1)	0.4	(10.2)	1.62	(41.1)	Adhesive	Gray	120
181-00617	181-00617	SLHD4X2	4.0	(101.6)	2.07	(52.6)	4.0	(101.6)	0.16	(4.1)	0.4	(10.2)	1.62	(41.1)	Non-Adhesive	Black	120
181-00663	181-00663	SLHDA4X2	4.0	(101.6)	2.07	(52.6)	4.0	(101.6)	0.16	(4.1)	0.4	(10.2)	1.62	(41.1)	Adhesive	Black	120
4" X 3" (101.6 X 76.2) Nominal Duct Size																	
184-43003	184-43003	SLHD4X3	4.0	(101.6)	3.07	(77.9)	4.0	(101.6)	0.16	(4.1)	0.4	(10.2)	2.60	(66.0)	Non-Adhesive	White	120
181-00152	181-00152	SLHDA4X3	4.0	(101.6)	3.07	(77.9)	4.0	(101.6)	0.16	(4.1)	0.4	(10.2)	2.60	(66.0)	Adhesive	White	120
184-43001	184-43001	SLHD4X3	4.0	(101.6)	3.07	(77.9)	4.0	(101.6)	0.16	(4.1)	0.4	(10.2)	2.60	(66.0)	Non-Adhesive	Gray	120
181-00153	181-00153	SLHDA4X3	4.0	(101.6)	3.07	(77.9)	4.0	(101.6)	0.16	(4.1)	0.4	(10.2)	2.60	(66.0)	Adhesive	Gray	120
181-00618	181-00618	SLHD4X3	4.0	(101.6)	3.07	(77.9)	4.0	(101.6)	0.16	(4.1)	0.4	(10.2)	2.60	(66.0)	Non-Adhesive	Black	120
181-00154	181-00154	SLHDA4X3	4.0	(101.6)	3.07	(77.9)	4.0	(101.6)	0.16	(4.1)	0.4	(10.2)	2.60	(66.0)	Adhesive	Black	120
4" X 4" (101.6 X 101.6) Nominal Duct Size																	
184-44004	184-44004	SLHD4X4	4.0	(101.6)	4.07	(103.4)	4.0	(101.6)	0.16	(4.1)	0.4	(10.2)	3.60	(91.4)	Non-Adhesive	White	120
184-44001	184-44001	SLHDA4X4	4.0	(101.6)	4.07	(103.4)	4.0	(101.6)	0.16	(4.1)	0.4	(10.2)	3.60	(91.4)	Adhesive	White	120
184-44002	184-44002	SLHD4X4	4.0	(101.6)	4.07	(103.4)	4.0	(101.6)	0.16	(4.1)	0.4	(10.2)	3.60	(91.4)	Non-Adhesive	Gray	120
181-00667	181-00667	SLHDA4X4	4.0	(101.6)	4.07	(103.4)	4.0	(101.6)	0.16	(4.1)	0.4	(10.2)	3.60	(91.4)	Adhesive	Gray	120
181-00619	181-00619	SLHD4X4	4.0	(101.6)	4.07	(103.4)	4.0	(101.6)	0.16	(4.1)	0.4	(10.2)	3.60	(91.4)	Non-Adhesive	Black	120
181-00666	181-00666	SLHDA4X4	4.0	(101.6)	4.07	(103.4)	4.0	(101.6)	0.16	(4.1)	0.4	(10.2)	3.60	(91.4)	Adhesive	Black	120
4" X 5" (101.6 X 127.0) Nominal Duct Size																	
181-00691	181-00691	SLHD4X5	4.0	(101.6)	5.07	(128.8)	4.0	(101.6)	0.16	(4.1)	0.4	(10.2)	4.60	(116.8)	Non-Adhesive	White	60
181-00669	181-00669	SLDHA4X5	4.0	(101.6)	5.07	(128.8)	4.0	(101.6)	0.16	(4.1)	0.4	(10.2)	4.60	(116.8)	Adhesive	White	60
181-00692	181-00692	SLHD4X5	4.0	(101.6)	5.07	(128.8)	4.0	(101.6)	0.16	(4.1)	0.4	(10.2)	4.60	(116.8)	Non-Adhesive	Gray	60
181-00670	181-00670	SLDHA4X5	4.0	(101.6)	5.07	(128.8)	4.0	(101.6)	0.16	(4.1)	0.4	(10.2)	4.60	(116.8)	Adhesive	Gray	60
181-00690	181-00690	SLHD4X5	4.0	(101.6)	5.07	(128.8)	4.0	(101.6)	0.16	(4.1)	0.4	(10.2)	4.60	(116.8)	Non-Adhesive	Black	60
181-00668	181-00668	SLDHA4X5	4.0	(101.6)	5.07	(128.8)	4.0	(101.6)	0.16	(4.1)	0.4	(10.2)	4.60	(116.8)	Adhesive	Black	60

Dimensions are approximate and subject to technical changes. Use Part No. for ordering and Type for specification purposes. Sold in 6-foot lengths.

### Wiring Duct Material Properties

Physical Properties	Material	ASTM Method	Test Units	Test Results
Specific Gravity (Gray)	PVC	D-792	—	1.4
Durometer Hardness	PVC	D-2240	Shore Hardness	77D
Flexural Strength	PVC	D-790	psi	9,900
Modulus of Elasticity (Tension)	PVC	D-638	psi	351,000
Continuous Operating Temperature	PVC	UL746B	°F (°C)	122 (50)
Heat Deflection Temperature (264 psi)	PVC	D-648	°F (°C)	161 (72)
Tensile Strength (+73°F)	PVC	D-638	psi	6,500
Izod Impact Strength (+73°F)	PVC	D-256	ft. lbs./in. notch	15
Flame Resistance	PVC	D-635	—	Self-extinguishing
UL Standard 94	PVC		.029 and .062	94V-0

### Wiring Capacity

Duct Size (W"xH")	Duct Area (Sq. In.)	ELECTRICAL							DATA		
		10 AWG	12 AWG	14 AWG	14 AWG	16 AWG	18 AWG	22 AWG	CAT 5E	CAT 6	CAT 6A
		WIRE O.D.									
		0.176	.0.158	0.165	0.139	0.125	0.113	0.065	0.219	0.240	0.354
.5x.5	0.18	4	5	4	6	7	9	27	2	2	1
.5x1	0.38	8	10	9	13	15	19	57	5	4	2
.75x.75	0.28	6	7	7	9	11	14	42	4	3	1
1x1	0.735	15	19	17	24	30	37	111	10	8	4
1x1.5	1.135	23	29	27	37	46	57	171	15	13	6
1x2	1.515	31	39	35	50	62	76	228	20	17	8
1x3	2.22	46	57	52	73	90	111	335	30	25	11
1x4	2.936	60	75	69	97	120	146	443	40	32	15
1.5x1	1.205	25	31	28	40	49	60	182	16	13	6
1.5x1.5	1.85	38	47	43	61	75	92	279	25	20	9
1.5x2	2.475	51	63	58	82	101	123	373	33	27	13
1.5x3	3.669	75	94	86	121	150	183	553	50	41	19
1.5x4	4.881	100	125	114	161	199	243	736	66	54	25
2x1	1.678	35	43	39	55	68	84	253	23	19	9
2x2	3.438	71	88	80	113	140	171	518	47	38	17
2x3	5.122	105	131	120	169	209	255	772	69	57	26
2x4	6.829	140	174	160	225	278	341	1030	92	76	35
2x5	8.488	175	217	199	280	346	423	1280	115	94	43
2.5x3	6.564	135	167	154	216	268	327	990	89	73	33
3x1	2.57	53	66	60	85	105	128	388	35	28	13
3x2	5.36	110	137	125	177	219	268	809	73	59	27
3x3	8.03	165	205	188	265	327	400	1210	109	89	41
3x4	10.72	221	274	251	354	437	535	1617	145	119	55
3x5	13.38	275	341	313	441	546	668	2017	181	148	68
4x2	7.288	150	186	171	240	297	364	1099	99	81	37
4x3	10.932	225	279	256	360	446	545	1648	148	121	56
4x4	14.62	301	373	342	482	596	729	2204	198	162	74
4x5	18.27	375	466	427	602	745	911	2754	247	202	93
6x4	22.4	461	572	524	739	913	1117	3377	303	248	114
8x4	30.16	620	770	706	994	1230	1505	4548	408	334	153

Formula used to calculate fill capacity: Number of wires = duct area / (1.57 x (wire o.d.)<sup>2</sup>) or duct area x (0.637/(wire o.d.)<sup>2</sup>)  
50% Fill Capacity

### Helawrap Cable Management System

Helawrap is the flexible and complete solution for bundling, protecting and securing cables and wires in industrial, datacom and electrical applications. Material options include both rugged Polypropylene (PP) and flame retardant Polyamide 6 V0 (PA6V0). Helawrap bases and clips are specifically designed to organize Helawrap sleeving, which can be affixed effectively anywhere. An installation tool is available for quick and effortless assembly over long cable lengths.

#### Application

Helawrap is designed to bundle and protect cable assemblies in the electrical industry, in panel building, on machines, transportation, electronics, and in industrial automation applications—especially within environments where movement and vibration are experienced. The easy branch-out feature and flexible sleeving also protect against unintentional bending of critical data transmission cables, making it ideal for sensitive data networking applications. Helawrap Polyamide 6 V0 is available for applications that require flame retardant properties.

#### Benefits

- Unique open design allows for easy branch-offs at any point along the harness.
- Overwrap formation provides abrasion protection and accommodates multiple bundle configurations.
- Flexible construction and design is well suited for applications that involve movement and vibration.
- Innovative split shape allows for future access without disassembly.
- Eliminates pinch points and minimizes bending fatigue to wires and cables.
- Easy to use installation tool makes assembly fast and easy.
- Specially-designed swivel clips and bases help hold Helawrap sleeving in place.



For example: The protection and affixing of cables in a wiring cabinet with Helawrap sleeving.



Cables can be branched off at any point for better, more flexible protection.

Material Data	
Series	HWPP
Material	Polypropylene (PP)
Operating Temperature	-76° F to +230° F, Intermittent -60° C to +110° C, Intermittent
Melt Point	284° F / +140° C
Flammability	UL 94 HB



Material Data	
Series	HWPA6-V0 Flame Retardant
Material	Polyamide 6 V0 (PA6V0)
Operating Temperature	-40° F to +194° F, Intermittent -40° C to +90° C, Intermittent
Melt Point	248° F / +120° C
Flammability	UL 94 V0



### HWPP Series - Polypropylene (PP)

Flexible cable protection for applications that require movement or vibration.

Product Selection		Nominal Size		Type	Minimum Bundle Diameter		Maximum Bundle Diameter		Color	Package Quantity per Carton		Wall Thickness		Weight (est)	
Part No.	In.	mm.	in.		mm.	in.	mm.	ft.		m.	in.	mm.	lbs.	kg.	
161-64112	.25	8	HWPP8	0.28	7	0.36	9	Black	100	30.5	0.029	0.75	1.61	0.73	
161-64213	.5	16	HWPP16	0.51	13	0.63	16	Black	100	30.5	0.031	0.80	2.55	1.16	
161-64310	.75	20	HWPP20	0.71	18	0.83	21	Black	100	30.5	0.037	0.95	2.56	1.18	
161-64414	1	25	HWPP25	0.91	23	1.06	27	Black	100	30.5	0.041	1.05	6.45	2.93	
161-64507	1.25	30	HWPP30	1.14	29	1.26	32	Black	100	30.5	0.051	1.30	9.68	4.39	

Each package will include one corresponding application tool (HAT). Use Part No. for ordering and Type for specification purposes.

### HWP6-V0 Series - Polyamide 6 V0 (PA6V0)

Flexible cable protection in dynamic conditions where flame retardant properties are required.

Product Selection		Nominal Size		Type	Minimum Bundle Diameter		Maximum Bundle Diameter		Color	Package Quantity per Carton		Wall Thickness		Weight (est)	
Part No.	In.	mm.	in.		mm.	in.	mm.	ft.		m.	in.	mm.	lbs.	kg.	
161-63103	.25	8	HWP6V08	0.28	7	0.36	9	Black	100	30.5	0.033	0.85	2.66	1.21	
161-63203	.5	16	HWP6V016	0.51	13	0.63	16	Black	100	30.5	0.033	0.85	3.95	1.79	
161-63303	.75	20	HWP6V020	0.71	18	0.83	21	Black	100	30.5	0.037	0.95	5.73	2.6	
161-63403	1	25	HWP6V025	0.91	23	1.06	27	Black	100	30.5	0.041	1.05	8.06	3.66	
161-63503	1.25	30	HWP6V030	1.14	29	1.26	32	Black	100	30.5	0.041	1.05	9.83	4.46	

Use Part No. for ordering and Type for specification purposes.



### Helawrap Accessories HWClips and HWBases

Helawrap accessories consist of retaining clips and mounting plates designed specifically for the Helawrap cable sleeving. Each size clip is designed to fit with its corresponding Helawrap sleeving diameter (i.e. use HWCLIP16 with HWPP16).



Material Data	
Series	HWCLIP
Material	Polyamide 6.6 High Impact Modified Heat Stabilized (PA66HIRHS)
Operating Temperature	-40° F to +221° F, Intermittent -40° C to +105 C, Intermittent
Melt Point	284° F / +140° C
Flammability	UL 94 HB



### Application (Clips)

Helawrap accessory clips and mounting plates can be linked together to bundle, protect and secure any number of cables on industrial machines, as well as in the door area of an automation wiring cabinet where repeated movement occurs.

Each clip size sits snugly around the corresponding Helawrap sleeving and holds it firmly in place. With an innovative coupling system, each clip is to be joined to a mounting plate or another clip of any size. Many clips can be linked together and each can turn freely. As a result, any number of differing cable sizes can be bundled together.



Multiple clips can be joined. Clips swivel freely.



For secure hold, R1 loop can be used (for HWClip25 and HWClip30 only).

Part No.	Nominal size		Type	Color	Pack Count	Weight	
	in.	mm.				lbs.	kg.
161-64002	.5	8	HWCLIP08	Black	50	0.19	0.09
161-64004	.75	16	HWCLIP16	Black	50	0.3	0.14
161-64006	1.25	20	HWCLIP20	Black	50	0.35	0.16
161-64008	2	25	HWCLIP25	Black	50	0.42	0.19
161-64010	2.5	30	HWCLIP30	Black	50	0.5	0.23
201-20010	----	----	R1	Black	500	0.67	0.3

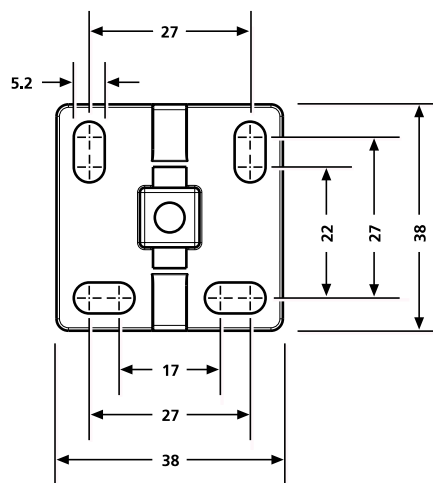
Use Part No. for ordering and Type for specification purposes.

### Application (Bases)

With the highly adaptable mounting plate, cables can be protected alongside most existing structures and installations. The plate can be affixed with screws, with a cable tie threaded through or around the base of the plate, or with an adhesive to provide a long-lasting hold.

#### Benefits

- An innovative coupling system allows for an unlimited number of bundling combinations.
- Clips can be easily released and re-used.
- Clips swivel freely which reduces mechanical stress and eliminates pinch points.
- High Impact Polyamide 6.6 material provides firm fit even in rugged conditions.
- An R1 strap can be stretched over larger clips to provide a tight hold in rugged industrial applications.
- Consists of acrylate adhesive with base of polyurethane foam allowing it to adhere firmly and easily to nearly any surface.



Part No.	Adhesive	Type	Color	Pack Count	Weight	
					lbs.	kg.
161-64012	Acrylate with base of Polyurethane foam	HWBASEA	Black	50	0.35	0.16
161-64014	----	HWBASE	Black	50	0.31	0.14

Use Part No. for ordering and Type for specification purposes.



### Application Tool (HAT)

The Helawrap applicator tool enables the end user to bundle cable rapidly and effortlessly. The applicator tool has been optimized to glide smoothly through the sleeving and allows easy insertion of cable into the Helawrap sleeving. The unique design also allows individual cables to be removed from the applicator tool and branched off through the sleeve opening. A tool is included with every Helawrap package.

Product Selection	Use with Nominal Size		Type	Color	Pack Count	Weight	
	in.	mm.				lbs.	kg.
Part No.							
161-60001	.25	8	HAT8	Blue	10	0.078	0.035
161-60002	.5	16	HAT16	Blue	10	0.27	0.122
161-60003	.75	20	HAT20	Blue	10	0.45	0.204
161-60004	1.0	25	HAT25	Blue	10	0.71	0.321
161-60005	1.25	30	HAT30	Blue	10	0.77	0.348

Use Part No. for ordering and Type for specification purposes.



Applicator tools HAT are available for every Helawrap sleeving size.



Insert one or more cables into the insertion slot of the applicator tool.



Place the applicator tool in one end of the Helawrap cable sleeving.



Simply slide the applicator tool through the Helawrap sleeving.

### Split Wrap Installation Tool

This installation tool is designed especially for post installation or retrofit applications. The Split Wrap tool has a twist barrel design that allows the tool to be inserted over a wire bundle that is currently in place. There is no need to disassemble the harness to add the Helawrap sleeving. Simply twist the white barrel to its open position, insert the bundle, twist the barrel to its closed position and pull the tool through the Helawrap sleeving. Wires can be branched off at any point by twisting the white barrel open at the desired location and removing the wires.


Product Selection	Use With Nominal Size		Type	Color	Pack Count	Weight	
	in.	mm.				lbs.	kg.
Part No.							
170-03067	.25	8	BSWTOOL14	Orange	1	0.03	0.014
170-03032	.5	16	BSWTOOL12	Orange	1	0.03	0.014
170-03068	.75	20	BSWTOOL34	Orange	1	0.04	0.018
170-03033	1.0	25	BSWTOOL1	Orange	1	0.05	0.023
170-03034	1.25	30	BSWTOOL114	Orange	1	0.06	0.028

Purchased separately. Use Part No. for ordering and Type for specification purposes.



## Spiralwrap

Spiralwrap protective sheathing allows flexible routing and lead-out of cables. The inner edges are beveled to prevent damage to cables. U.L. Recognized Spiralwrap is reusable and resistant to most chemicals. Natural and black are standard colors (see material descriptions). Colors may be available dependent upon volume requirements. Contact HellermannTyton for more information.



### Application

**Control Cabinet Doors:** Protects cable from friction when one end of the cable is fastened within the panel and the other is fastened to the panel door. Allows flexibility and prevents wire chafing when door is opened and closed.

**Robotics:** Protects hoses and wires during movement.

**Pneumatic Hoses:** Protects hoses from abrasion while on semi-trucks and other vehicles.

**Spark Plug Wires:** Lengthens the life of spark plug wires by reducing abrasion to wire insulation.

### Installation

Spiralwrap can be installed in two basic ways:

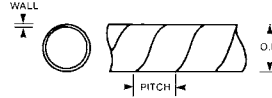
In a gapped installation, Spiralwrap is wrapped with space between the sheathing. This accommodates wire breakouts and also keeps the wire bundle flexible.

In a butted installation, Spiralwrap is wrapped so the sheathing completely insulates the wire bundle. This provides superior abrasion resistance and additional rigidity.

Polyethylene (PE)	Size					
	1/8"	1/4"	3/8"	1/2"	3/4"	1"
Color						
Brown (1)	X	X		X		
Red (2)	X		X	X	X	X
Orange (3)	X		X			
Yellow (4)	X	X	X	X	X	X
Green (5)	X	X	X			
Blue (6)	X	X	X	X	X	X
Purple (7)	X		X			
Gray (8)						
White (10)	X	X	X	X	X	X
Pink (15)			X			
DG Orange (DG3)	X	X	X	X	X	X
DG Yellow (DG4)			X			
DG Green (DG5)						
Glow in the Dark (DG9)			X			
DG Pink (DG15)		X	X			

All size/color combinations denoted with an "X" in the table above are available upon request. Contact HellermannTyton for pricing, part numbers, minimum order quantities and lead times. Additional size/color combinations may be available upon request. Contact your local HellermannTyton representative for pricing and minimums.

Spiralwrap continued



File # E147924

Product Selection			Ø D	Wall Thickness	Pitch	Min. Ø Bundle	Max. Ø Bundle	Color	Pkg. Qty.
Article No.	Part No.	Type	in. (mm)	in. (mm)	in. (mm)	in. (mm)	in. (mm)		
<b>Natural Polyethylene (PE)</b>									
161-05013	1NFP9C	1NFP	.125" (3.18)	.032" (.81)	.187" (4.75)	.0625" (1.60)	.50" (12.7)	Natural	100
161-05043	2NFP9C	2NFP	.250" (6.35)	.045" (1.14)	.375" (9.53)	.1875" (4.75)	2" (50.8)	Natural	100
161-05027	2.5NFP9C	2.5NFP	.375" (9.53)	.052" (1.32)	.438" (11.13)	.3125" (7.92)	3" (76.2)	Natural	100
161-05055	3NFP9C	3NFP	.5" (12.7)	.062" (1.57)	.563" (14.3)	.375" (9.52)	4" (102)	Natural	100
161-05075	4NFP9C	4NFP	.750" (19.05)	.065" (1.65)	.750" (19.05)	.750" (19.10)	5" (127)	Natural	100
161-05080	5NFP9C	5NFP	1" (25.4)	.095" (2.41)	1" (25.4)	1" (25.4)	7" (178)	Natural	100
<b>Black Polyethylene (PE)</b>									
161-05004	1NFP0C	1NFP	.125" (3.18)	.032" (.81)	.187" (4.75)	.0625" (1.60)	.50" (12.7)	Black	100
161-05036	2NFP0C	2NFP	.250" (6.35)	.045" (1.14)	.375" (9.53)	.1875" (4.75)	2" (50.8)	Black	100
161-05024	2.5NFP0C	2.5NFP	.375" (9.53)	.052" (1.32)	.438" (11.13)	.3125" (7.92)	3" (76.2)	Black	100
161-05052	3NFP0C	3NFP	.5" (12.7)	.062" (1.57)	.5" (12.7)	.375" (9.52)	4" (102)	Black	100
161-05074	4NFP0C	4NFP	.750" (19.05)	.065" (1.65)	.750" (19.05)	.750" (19.10)	5" (127)	Black	100
161-05079	5NFP0C	5NFP	1" (25.4)	.095" (2.41)	1" (25.4)	1" (25.4)	7" (178)	Black	100
<b>Natural Polyethylene (PE), flame-retardant</b>									
161-05001	1FRP9C	1FRP	.125" (3.18)	.032" (.81)	.187" (4.75)	.0625" (1.60)	.50" (12.7)	Natural	100
161-05030	2FRP9C	2FRP	.250" (6.35)	.045" (1.14)	.375" (9.53)	.1875" (4.75)	2" (50.8)	Natural	100
161-05017	2.5FRP9C	2.5FRP	.375" (9.53)	.052" (1.32)	.438" (11.13)	.3125" (7.92)	3" (76.2)	Natural	100
161-05049	3FRP9C	3FRP	.5" (12.7)	.062" (1.57)	.563" (14.3)	.375" (9.52)	4" (102)	Natural	100
161-05058	4FRP9C	4FRP	.750" (19.05)	.065" (1.65)	.750" (19.05)	.750" (19.10)	5" (127)	Natural	100
161-05077	5FRP9C	5FRP	1" (25.4)	.095" (2.41)	1" (25.4)	1" (25.4)	7" (178)	Natural	100
<b>Black Polyethylene (PE), flame-retardant</b>									
161-05000	1FRP0C	1FRP	.125" (3.18)	.032" (.81)	.187" (4.75)	.0625" (1.60)	.50" (12.7)	Black	100
161-05029	2FRP0C	2FRP	.250" (6.35)	.045" (1.14)	.375" (9.53)	.1875" (4.75)	2" (50.8)	Black	100
161-05016	2.5FRP0C	2.5FRP	.375" (9.53)	.052" (1.32)	.438" (11.13)	.3125" (7.92)	3" (76.2)	Black	100
161-05048	3FRP0C	3FRP	.5" (12.7)	.062" (1.57)	.563" (14.3)	.375" (9.52)	4" (102)	Black	100
161-05057	4FRP0C	4FRP	.750" (19.05)	.065" (1.65)	.750" (19.05)	.750" (19.10)	5" (127)	Black	100
161-05084	5FRP0C	5FRP	1" (25.4)	.095" (2.41)	1" (25.4)	1" (25.4)	7" (178)	Black	100
<b>Natural Polyamide 6 (PA6)</b>									
161-05003	1N9C	1N	.125" (3.18)	.015" (.38)	.187" (4.75)	.0625" (1.60)	.50" (12.7)	Natural	100
161-05034	2N9C	2N	.250" (6.35)	.0250" (.64)	.375" (9.53)	.1875" (4.75)	2" (50.8)	Natural	100
161-05019	2.5N9C	2.5N	.375" (9.53)	.035" (.89)	.438" (11.13)	.3125" (7.92)	3" (76.2)	Natural	100
161-05051	3N9C	3N	.5" (12.7)	.035" (.89)	.500" (12.7)	.375" (9.52)	4" (102)	Natural	100
161-05072	4N9C	4N	.750" (19.05)	.032" (.81)	.750" (19.05)	.5" (12.7)	5" (127)	Natural	100
161-05085	5N9C	5N	1" (25.4)	.032" (.81)	1" (25.4)	1" (25.4)	7" (178)	Natural	100
<b>Black Polyamide 6 (PA6)</b>									
161-05002	1N0C	1N	.125" (3.18)	.015" (.38)	.187" (4.75)	.0625" (1.60)	.50" (12.7)	Black	100
161-05032	2N0C	2N	.250" (6.35)	.025" (.64)	.375" (9.53)	.1875" (4.75)	2" (50.8)	Black	100
161-05018	2.5N0C	2.5N	.375" (9.53)	.035" (.89)	.438" (11.13)	.3125" (7.92)	3" (76.2)	Black	100
161-05050	3N0C	3N	.5" (12.7)	.035" (.89)	.50" (12.7)	.375" (9.52)	4" (102)	Black	100
161-05071	4N0C	4N	.750" (19.05)	.032" (.81)	.750" (19.05)	.50" (12.7)	5" (127)	Black	100
161-05078	5N0C	5N	1" (25.4)	.032" (.81)	1" (25.4)	1" (25.4)	7" (178)	Black	100
<b>Natural Polytetrafluoroethylene -Teflon (PTFE)</b>									
161-05015	1P9C	1P	.125" (3.18)	.020" (.76)	.187" (4.75)	.0625" (1.60)	.50" (12.7)	Natural	100
161-05047	2P9C	2P	.250" (6.35)	.030" (.76)	.375" (9.53)	.1875" (4.75)	2" (50.8)	Natural	100
161-05028	2.5P9C	2.5P	.375" (9.53)	.030" (.76)	.438" (11.13)	.3125" (7.92)	2.5" (63.5)	Natural	100
161-05056	3P9C	3P	.5" (12.7)	.030" (.76)	.5" (12.7)	.375" (9.52)	3" (76.2)	Natural	100
161-05076	4P9C	4P	.750" (19.05)	.032" (.81)	.750" (19.05)	.5" (12.7)	4" (102)	Natural	100
161-05081	5P9C	5P	1" (25.4)	.040 (1.02)	1" (25.4)	.750" (19.10)	5" (127)	Natural	100

Teflon is a registered trademark of the DuPont Corporation. Dimensions are approximate and subject to technical changes. Use **Part No.** for ordering and **Type** for specification purposes.

Spiralwrap *continued*

Material Data									
Material	Operating Temperature	Abrasion Resistance	Specific Gravity D792-66	Effect of Solvents	Effect of Acids	Effect of Alkalies	Water Absorption	Flammability	Mil. Spec & Approvals
<b>RoHS</b> Polyethylene (PE)	Polyethylene is ideal for general applications that are not affected by ordinary solvents. Available in colors. Ultraviolet resistant black polyethylene is for outdoor use. It has the same qualities as clear polyethylene, but also contains an ultraviolet absorber which permits it to be used in direct sunlight for long periods of time. Available by special order in gray.								
Natural Polyethylene (PE)	-76°F to +190°F (-60°C to +88°C)	22	0.92	None below 122°F (50°C)	None	None	0.014	Flammable	MIL I-631D MIL P-21922B Fed. Spec. LP390C A-A-59602 Typel
Black Polyethylene (PE)	-76°F to +190°F (-60°C to +88°C)	20	0.93	None below 122°F (50°C)	None	None	0.03	Flammable	MIL I-631D MIL P-21922B Fed. Spec. LP390C A-A-59602 Typel
<b>RoHS</b> Polyethylene (PE), flame-retardant	Suitable for applications requiring a self-extinguishing material. Lower cost than polyamide 6 or teflon materials. Note: Natural color is milky white.								
Natural Polyethylene (PE), flame-retardant	-4°F to +176°F (-20°C to + 80°C)	27	1.29	None below 122°F (50°C)	None	None	0.02	94-V2	
Black Polyethylene (PE), flame-retardant	-4°F to +176°F (-20°C to + 80°C)	27	1.29	None below 122°F (50°C)	None	None	0.02	94-V2	
<b>RoHS</b> Polyamide 6 (PA6)	Natural polyamide 6 is recommended for use in enclosed environments where the possibility of fire exists. Self-extinguishing. Does not produce any toxic or irritation, even when exposed to open flame or excessive temperatures. Polyamide 6 is six times as strong as polyethylene. Black polyamide 6 features the same properties as natural polyamide 6 with the added benefit of an ultraviolet absorber so that it can be used in direct sunlight for long periods of time.								
Natural Polyamide 6 (PA6)	-40°F to +250°F (-40°C to +121°C)	6-8	1.14	None	Satisfactory except for strong acids	None	1.5	Self Extinguishing	AS 1294 A-A 59602 Type II
Black Polyamide 6 (PA6)	-40°F to +250°F (-40°C to +121°C)	6-8	1.14	None	Satisfactory except for strong acids	None	1.5	Self Extinguishing	AS 1294 A-A 59602 Type II
<b>RoHS</b> Polytetrafluoroethylene -Teflon (PTFE)	Polytetrafluoroethylene -Teflon (PTFE) offers the widest operating temperature range of any material. It's chemically inert and non-flammable. Natural color is milky white, available with special order in black and colors.								
Natural Polytetrafluoroethylene -Teflon (PTFE)	-450°F to +500°F (-268°C to +260°C)	7	2.1	None	None	None	0.05	Non-flammable	AMS 3653C AMS 3654 AMS 3655 ASTM D3295 MIL I-22129C AS 1294 ASTMD 1710 A-A 59602 Type III

Teflon is a registered trademark of the DuPont Corporation.

For product information visit or [www.hellermann.tyton.com](http://www.hellermann.tyton.com) or call 800-537-1512 .

## Convoluted Tubing

Convoluted tubing provides an efficient method of routing and protecting wire harness assemblies, while reducing the chance of installation damage. It also can serve to protect valuable wiring circuits. HellermannTyton's convoluted tubing offers excellent protection against automotive fluids, vibration wear, water, snow, ice, and the effects of heat, cold, and sunlight on cables and wires. Available in standard, bulk, and dispenser box packaging.

### Applications

- Wire Harnesses
- Auto, Truck, and Bus Industry Applications
- Trailer & R.V. Manufacturing
- Snowmobiles and Watercraft
- Agricultural and Construction Machinery
- Electronic Equipment Wire Management



Material Data		RoHS
Material	<b>Polyethylene (PE)</b>	
Operating Temperature	<b>-40 °F to +200 °F (-40 °C to +93 °C)</b>	
Flammability	<b>UL94 V2</b>	

Material Data		RoHS
Material	<b>Polyamide 6 (PA6)</b>	
Operating Temperature	<b>-40 °F to +300 °F (-40 °C to +149 °C)</b>	
Flammability	<b>UL94 V2</b>	

The following materials are available as a special order. Minimums and custom terms apply. Contact HellermannTyton for more information.

Material	Color	Operating Temperature
<b>Polypropylene</b>	Black w/ Blue Stripe	-40 °F (-40 °C) to 275 °F (135 °C)
<b>Flame Retardant Polyethylene</b>	Gray	-40 °F (-40 °C) to 200 °F (93 °C)

## Convoluted Tubing Dispenser Box

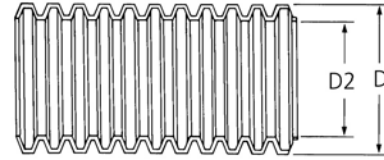
The convoluted tubing dispenser boxes offer an efficient packaging option. The sturdy and compact dispenser boxes allow for easy storage and moving around in the work area. The reel inside the box allows for tangle free dispensing, making it much easier to work with the product. Convoluted tubing in dispenser boxes is available in polyamide 6 material –1/4", 3/8", 1/2", 3/4" and 1" sizes.

Product Selection				
Article No.	Part No.	Type	Description	Pkg. Qty. ft.
169-60022	<b>169-60022</b>	CTN140	1/4" Convoluted Tubing, Slit - Polyamide 6, Black	100 ft
169-60018	<b>169-60018</b>	CTN380	3/8" Convoluted Tubing, Slit - Polyamide 6, Black	100 ft
169-60019	<b>169-60019</b>	CTN120	1/2" Convoluted Tubing, Slit - Polyamide 6, Black	100 ft
169-60020	<b>169-60020</b>	CTN340	3/4" Convoluted Tubing, Slit - Polyamide 6, Black	100 ft
169-60021	<b>169-60021</b>	CTN10	1" Convoluted Tubing, Slit - Polyamide 6, Black	50 ft

Dimensions are approximate and subject to technical changes. Use **Part No.** for ordering and **Type** for specification purposes.



Convuluted Tubing *continued*



Product Selection							
Article No.	Part No.	Type	Nominal Ø in. (mm)	Ø D in. (mm)	Ø D2 in. (mm)	Wall Thickness in. (mm)	Pkg. Qty. ft.
<b>Polyethylene (PE), Black</b>							
169-60509	<b>CTP140STD</b>	CTP140	.250" (6.35)	.40" (10.16)	.27" (6.858)	.004" (.1016)	3200 ft
169-60508	<b>CTP140</b>	CTP140	.250" (6.35)	.40" (10.16)	.27" (6.858)	.004" (.1016)	25000 ft
169-60515	<b>CTP380STD</b>	CTP380	.380" (9.652)	.526" (13.36)	.380" (9.652)	.005" (.127)	1900 ft
169-60514	<b>CTP380</b>	CTP380	.380" (9.652)	.526" (13.36)	.380" (9.652)	.005" (.127)	15000 ft
169-60507	<b>CTP120STD</b>	CTP120	.50" (12.7)	.70" (17.78)	.516" (13.11)	.005" (.127)	1100 ft
169-60506	<b>CTP120</b>	CTP120	.50" (12.7)	.70" (17.78)	.516" (13.11)	.005" (.127)	8500 ft
169-60517	<b>CTP580STD</b>	CTP580	.625" (15.87)	.837" (21.26)	.639" (16.23)	.005" (.127)	800 ft
169-60516	<b>CTP580</b>	CTP580	.625" (15.87)	.837" (21.26)	.639" (16.23)	.005" (.127)	5500 ft
169-60513	<b>CTP340STD</b>	CTP340	.750" (19.05)	.989" (25.12)	.759" (19.28)	.005" (.127)	550 ft
169-60512	<b>CTP340</b>	CTP340	.750" (19.05)	.989" (25.12)	.759" (19.28)	.005" (.127)	4200 ft
169-60501	<b>CTP10STD</b>	CTP10	1" (25.4)	1.32" (33.53)	1.06" (26.92)	.005" (.127)	300 ft
169-60500	<b>CTP10</b>	CTP10	1" (25.4)	1.32" (33.53)	1.06" (26.92)	.005" (.127)	2250 ft
169-60505	<b>CTP1140STD</b>	CTP1140	1.250" (31.75)	1.50" (38.1)	1.257" (31.93)	.006" (.1524)	250 ft
169-60504	<b>CTP1140</b>	CTP1140	1.250" (31.75)	1.50" (38.1)	1.257" (31.93)	.006" (.1524)	1800 ft
169-60503	<b>CTP1120STD</b>	CTP1120	1.5" (38.1)	1.947" (49.45)	1.65" (41.91)	.006" (.1524)	150 ft
169-60502	<b>CTP1120</b>	CTP1120	1.5" (38.1)	1.947" (49.45)	1.65" (41.91)	.006" (.1524)	1000 ft
169-60511	<b>CTP20STD</b>	CTP20	2" (50.8)	2.42" (61.47)	2.05" (52.07)	.011" (.28)	100 ft
<b>Polyamide 6 (PA6), Black with Gray Stripe</b>							
169-60009	<b>CTN140STD</b>	CTN140	.250" (6.35)	.40" (10.16)	.27" (6.858)	.004" (.1016)	3200 ft
169-60008	<b>CTN140</b>	CTN140	.250" (6.35)	.40" (10.16)	.27" (6.858)	.004" (.1016)	28000 ft
169-60015	<b>CTN380STD</b>	CTN380	.380" (9.652)	.526" (13.36)	.380" (9.652)	.005" (.127)	1900 ft
169-60014	<b>CTN380</b>	CTN380	.380" (9.652)	.526" (13.36)	.380" (9.652)	.005" (.127)	15000 ft
169-60007	<b>CTN120STD</b>	CTN120	.50" (12.7)	.70" (17.78)	.516" (13.11)	.005" (.127)	1200 ft
169-60006	<b>CTN120</b>	CTN120	.50" (12.7)	.70" (17.78)	.516" (13.11)	.005" (.127)	8500 ft
169-60017	<b>CTN580STD</b>	CTN580	.625" (15.87)	.837" (21.26)	.639" (16.23)	.005" (.127)	800 ft
169-60016	<b>CTN580</b>	CTN580	.625" (15.87)	.837" (21.26)	.639" (16.23)	.005" (.127)	5500 ft
169-60013	<b>CTN340STD</b>	CTN340	.750" (19.05)	.989" (25.12)	.759" (19.28)	.005" (.127)	550 ft
169-60012	<b>CTN340</b>	CTN340	.750" (19.05)	.989" (25.12)	.759" (19.28)	.005" (.127)	4200 ft
169-60001	<b>CTN10STD</b>	CTN10	1" (25.4)	1.32" (33.53)	1.06" (26.92)	.005" (.127)	300 ft
169-60000	<b>CTN10</b>	CTN10	1" (25.4)	1.32" (33.53)	1.06" (26.92)	.005" (.127)	2250 ft
169-60005	<b>CTN1140STD</b>	CTN1140	1.250" (31.75)	1.50" (38.1)	1.257" (31.93)	.006" (.1524)	250 ft
169-60004	<b>CTN1140</b>	CTN1140	1.250" (31.75)	1.50" (38.1)	1.257" (31.93)	.006" (.1524)	1800 ft
169-60003	<b>CTN1120STD</b>	CTN1120	1.5" (38.1)	1.947" (49.45)	1.65" (41.91)	.006" (.1524)	150 ft
169-60002	<b>CTN1120</b>	CTN1120	1.5" (38.1)	1.947" (49.45)	1.65" (41.91)	.006" (.1524)	1000 ft
169-60011	<b>CTN20STD</b>	CTN20	2" (50.8)	2.42" (61.47)	2.05" (52.07)	.011" (.28)	100 ft

Standard tubing is slit. Unslit is available upon request. Please contact HellermannTyton for pre-cut length requirements. Colors are available dependent upon volume requirements. Dimensions are approximate and subject to technical changes. Use **Part No.** for ordering and **Type** for specification purposes.

## Convoluted Tubing Mounts

Designed especially for mounting convoluted tubing, these mounts are available in stud mount and fir tree mount versions and accommodate a range of tube diameters.

Material Data	
Material	<b>Polyamide 6.6 high impact modified, Heat Stabilized, UV Resistant (PA66HIRHS)</b>
Operating Temperature	<b>-40 °F to +230 °F (-40 °C to +110 °C) continuous</b>
Flammability	<b>UL94 HB</b>



### Stud Mount

Product Selection										
Article No.	Part No.	Type	Tube Ø		Recommended Weld Stud	Minimum Weld Stud Height		Color	Pkg. Qty.	Drawing
			in.	(mm)		in.	(mm)			
151-00700	<b>151-00700</b>	CTC4.5SBS6	.175"	(4.5)	M6	.39"	(10)	Black	500	
151-00701	<b>151-00701</b>	CTC7.5SBS6	.29"	(7.5)	M6	.39"	(10)	Black	500	
151-00702	<b>151-00702</b>	CTC10SBS6	.39"	(10)	M6	.39"	(10)	Black	500	
151-00703	<b>151-00703</b>	CTC13SBS6	.50"	(13)	M6	.39"	(10)	Black	500	
151-00010	<b>151-00010</b>	CTC17SBS6	.66"	(17)	M6	.39"	(10)	Black	500	

Dimensions are approximate and subject to technical changes. Use **Part No.** for ordering and **Type** for specification purposes.

### Fir Tree Mount

Product Selection											
Article No.	Part No.	Type	Tube Ø		Panel Thickness		Mounting Hole Ø		Color	Pkg. Qty.	Drawing
			in.	(mm)	in.	(mm)	in.	(mm)			
151-14314	<b>151-14314</b>	CTC4.5FT6LG	.17"	(4.5)	.029" - .234"	(.75 - 6)	.25" - .27"	(6.5 - 7)	Black	500	
151-14313	<b>151-14313</b>	CTC7.5FT6LG	.29"	(7.5)	.029" - .234"	(.75 - 6)	.25" - .27"	(6.5 - 7)	Black	500	
151-00018	<b>151-00018</b>	CTC10FT6LG	.39"	(10)	.029" - .234"	(.75 - 6)	.25" - .27"	(6.5 - 7)	Black	500	
151-00019	<b>151-00019</b>	CTC13FT6LG	.507"	(13)	.029" - .234"	(.75 - 6)	.25" - .27"	(6.5 - 7)	Black	500	

Dimensions are approximate and subject to technical changes. Use **Part No.** for ordering and **Type** for specification purposes.

## Braided Sleeving

**HellermannTyton's line of expandable braided sleeving provides protection for hoses, cable assemblies, and wire bundles against abrasion and damage caused by excessive wear and motion.** Lightweight and flexible, the construction of braided sleeving allows it to expand beyond its nominal size to fit several bundle sizes and shapes. The relatively easy expansion and quick slip-over accommodates a variety of market applications. Securing the ends of braided sleeving is fast and easy with cable ties, electrical tape or heat shrink materials.

The braided sleeving lineup from HellermannTyton covers a range of materials, sizes and styles-including standard Polyester (PET), PA66 Nylon, Flame Retardant, Split Wrap and High Temperature products. The sleeving is also resistant to harsh environments such as chemicals, salts, solvents, de-icing fluids and petroleum products as well as being resilient against UV light. The unique physical weave of braided sleeving makes it extremely flexible yet it will not trap moisture or humidity. Most of the items can be cut with a hot knife, which shears the edges and reduces the amount of fraying that occurs during the lifetime of the product. For applications that do not allow access to a hot knife, a fray resistant version is available that can be cut with any ordinary scissors with minimal unravel.

### Market Applications

Automotive, Transportation, Industrial Equipment, Electronics, Automation/Robotics, Control Panels, Marine, Machine Tools, General Manufacturing

### Product Applications

Hose Assemblies, Cable Bundles, Wire Harnesses, Electrical Cables.

#### SELECTION GUIDE

Materials Comparison	General Purpose			Flame Retardant				
	General Purpose Expandable Braided Sleeving	General Purpose Expandable Braided Sleeving Helagaine Dispenser Packs	Fray Resistant Expandable Braided Sleeving	Flame Retardant Expandable Braided Sleeving	Flame Retardant + Fray Resistant Expandable Braided Sleeving	Hook & Loop Flame Retardant Expandable Braided Sleeving	Split Wrap Flame Retardant Braided Sleeving	Electromagnetic Flame Retardant Helagaine
Color	Black or Orange	Black	Black	Black or Gray	Black	Black	Black	Tin Colored & Black
Temperature Range	-94°F to 257°F	-58°F to 230°F	-94°F to 257°F	-94°F to 257°F	-94°F to 257°F	-94°F to 257°F	-94°F to 257°F	-40°F to 347°F
	-70°C to 125°C	-50°C to 150°C	-70°C to 125°C	-70°C to 125°C	-70°C to 125°C	-70°C to 125°C	-70°C to 125°C	-40°C to 175°C
Melt Point	482°F / 250°C	482°F / 250°C	482°F / 250°C	482°F / 250°C	482°F / 250°C	482°F / 250°C	446°F / 230°C	392°F / 200°C
Flammability Rating	UL 94-V0		UL 94-V0	UL VW-1	UL VW-1	UL VW-1	UL VW-1	UL94-V0
ROHS	•	•	•	•	•	•	•	•
UL / CSA	•		•	•	•	•	•	
Other Certifications	FMVSS 302, FAR-25			FMVSS 302, Mil-202 FAR-25	Mil-202	Mil-202	FAR-25	FMVSS 302
Recommended Cutting	Hot Knife	Hot Knife	Scissors	Hot Knife	Scissors	Hot Knife	Hot Knife	Shears
Abrasion Protection	M	M	M	M	M	M	H	H
Outgassing	M	M	M	M	M	M	M	M
Cut Resistance	M	M	H	M	H	M	H	H
Chemical Resistance	M	M	M	M	M	M	H	H
UV Resistance	•	•	•	•	•	•	•	•
Halogen Free	•	•	•	•	•	•	•	
Expandable	•	•	•	•	•	•		•

VH = Very High H = High M=Medium L=Low



## Braided Sleeving *continued*

### Key Benefits


**Flexible Installation** Goes over cable bundles quickly and easily. Adjusts to fluctuations in bundle size or shape. Enables routing around obstructions, corners and edges.

**Less Bulk** Provides abrasion and corrosion protection without adding volume in tight spaces.

**Lightweight** Adds protection without increasing weight unlike convoluted tubing and spiral wrap materials.

**Aesthetics** Delivers a clean, crisp appearance.

**Moisture Dissipation** Results in no trapping of water, moisture or chemicals.



Specialty						Extreme Temperature		
Electromagnetic Helagaine	Polyamide 6.6 Expandable Braided Sleeving	Polyamide 6.6 Helagaine Expandable Braided Sleeving	Split Wrap Braided Sleeving	Hook & Loop Expandable Braided Sleeving	Plenum Rated Halar® Expandable Braided Sleeving	Extreme High Temperature Resin Saturated Fiberglass Expandable Braided Sleeving	High Temperature Nomex® Expandable Braided Sleeving	High Temperature Aluminum Laminated Fiberglass Sleeving
Tin Colored & Black	Black	Gray	Black or Orange	Black	Black or White	Black	Green	Silver
-40°F to 347°F	-49°F to 302°F	-76°F to 302°F	-94°F to 257°F	-94°F to 257°F	-103°F to 302°F	-94°F to 1,202°F	-320°F to 662°F	-76°F to 491°F
-40°C to 175°C	-45°C to 150°C	-60°C to 150°C	-70°C to 125°C	-70°C to 125°C	-75°C to 150°C	-70°C to 650°C	-196°C to 350°C	-60°C to 255°C
392°F / 200°C	491°F / 255°C	491°F / 255°C	482°F / 250°C	482°F / 250°C	482°F / 250°C	2,048°F / 1,120°C	NA	2,048°F / 1,120°C
UL94-V2	Non Flammable	UL 94-V2	UL 94-V0	UL 94-V0	UL VW-1	UL VW-1	Non Flammable	Non Flammable
•	•	•	•	•	•	•	•	•
		•	•	•	•	•		
FMVSS 302		FMVSS 302		FAR-25	UL 2024, NFPA 262, FAR-25, FMVSS 302			
Shears	Hot Knife	Hot Knife	Hot Knife	Hot Knife	Hot Knife	Scissors	Scissors	Scissors
H	H	H	M	M	M	VH	L	NA
M	H	H	M	M	L	L	NA	NA
H	H	H	M	M	M	VH	L	H
H	H	H	M	M	M	H	M	H
•	•	•	•	•	•	•	•	•
•	•	•	•			•	•	•
•	•	•		•	•	•	•	

Nomex® is a registered trademark of the DuPont Corporation. Halar® is a registered trademark of the Solvay Solexis Corporation.

### General Purpose Expandable Braided Sleeving

Designed to adjust and expand to irregular shapes, this general purpose sleeving is lightweight and offers a high tensile strength while still maintaining flexibility. This sleeving is an excellent choice for protecting wire and cable bundles from abrasion, chafing, and heat degradation.

#### Application

Commonly used in electrical and industrial wire harnessing applications where economy and durability are required for the protection of wires, cables, tubing, bundles and pneumatic hoses.

#### Benefits

- Adjusts to twisting and flexing without creating wrinkles, bends or bulges.
- Provides tough, durable protection through a wide range of temperatures.
- Expands up to 150% of flat diameter for easy installation.
- Offers excellent abrasion and cut-through resistance as well as inertness to most chemicals and fungus.



Material Data	
Material	PET (Polyester)
Flammability	UL 94-V0
Operating Temperature	-94°F to 257°F -70°C to 125°C
Melt Point	482°F / 250°C
Abrasion Protection	Medium
Recommended Cutting	Hot Knife



#### Product Selection

Part No.	Nominal Size		Type	Expansion Range		Expansion Range		Color	Reel Length*		Weight	
	in.	mm.		(Min.) in.	(Max.) in.	(Min.) mm.	(Max.) mm.		ft.	m.	lbs.	kg.
170-03177	1/8	3.2	BSP180	.094	.25	2.4	6.4	Black	225	68.6	.41	.19
170-03000	1/4	6.4	BSP140	.125	.437	3.2	11.1	Black	200	61.0	.52	.24
170-03001	1/2	12.7	BSP120	.25	.75	6.4	19.1	Black	100	30.5	.77	.35
170-03002	3/4	19.1	BSP340	.50	1.25	12.7	31.8	Black	75	22.9	.90	.41
170-03003	1	25.4	BSP100	.625	1.625	15.9	41.3	Black	65	19.8	.87	.40
170-03004	1-1/4	31.8	BSP1140	.75	1.75	19.1	44.5	Black	50	15.2	.80	.363
170-03005	1-1/2	38.1	BSP1120	1.00	2.125	25.4	54.0	Black	40	12.2	.79	.358
<b>Bulk Sized Reels</b>												
170-03174	1/8	3.2	BSP180B	.094	.25	2.4	6.4	Black	1000	304.8	1.8	.82
170-03041	1/4	6.4	BSP140B	.125	.437	3.2	11.1	Black	1000	304.8	2.60	1.18
170-03042	1/2	12.7	BSP120B	.25	.75	6.4	19.1	Black	500	152.4	3.85	1.75
170-03043	3/4	19.1	BSP340B	.50	1.25	12.7	31.8	Black	250	76.2	3.00	1.36
170-03044	1	25.4	BSP100B	.625	1.625	15.9	41.3	Black	250	76.2	3.35	1.52
170-03045	1-1/4	31.8	BSP1140B	.75	1.75	19.1	44.5	Black	250	76.2	4.00	1.81

Use Part No. for ordering and Type for specification. \*Pre-cut lengths available upon request.



### General Purpose Expandable Braided Sleeving Helagaine Dispenser Packs

This convenient package holds mini spools of expandable braided sleeving. Designed to save space and provide easy access when dispensing, this unit allows for the efficient handling and management of sleeving.

#### Application

The perfect solution for use in field-service applications where a large spool of braided sleeving is not feasible or when only a small amount of sleeving is required for a quick-fix project.

#### Benefits

- Expands (3:1 ratio) to allow for a wide range of bundle sizes.
- Dispenser box protects sleeving from dirt and keeps it from unraveling.



Material Data	
Material	PET (Polyester)
Operating Temperature	-58°F to 230°F -50°C to 150°C
Melt Point	482°F / 250°C
Abrasion Protection	Medium
Recommended Cutting	Hot Knife



#### Product Selection

Part No.	Nominal Size		Type	Expansion Range		Expansion Range		Color	Reel Length		Weight	
	in.	mm.		(Min.) in.	(Max.) in.	(Min.) mm.	(Max.) mm.		ft.	m.	lbs.	kg.
170-80150	1/4	6.4	HLB15	.20	.83	5.1	21.1	Black	32.8	10.0	.45	.20
170-80250	1/2	12.7	HLB25	.40	1.18	10.2	30.0	Black	32.8	10.0	.56	.25
170-80350	1	25.4	HLB35	.71	2.13	18.0	54.1	Black	32.8	10.0	.67	.30

Use Part No. for ordering and Type for specification.

### General Purpose Expandable Braided Sleeving - Orange

Orange PET braided sleeving is an extremely flexible, general purpose option for bundling and protecting wires and cables in abrasive type applications. Its color makes it ideal for systematic color coding of complex wiring installations.

#### Application

Commonly used to shield cable harnesses in battery-powered vehicles, such as hybrid cars, golf carts, and light trucks.

#### Benefits

- Provides easy visual and safety identification of critical wiring components.
- Offers high tensile strength while maintaining extreme flexibility.
- Expands up to 150% of flat diameter for easy installation.
- Does not trap heat and humidity.
- Installs quickly and accommodates expansions and varying cable assembly shapes, reducing installation costs.



Material Data	
Material	PET (Polyester)
Flammability	UL 94-V0
Operating Temperature	-94°F to 257°F -70°C to 125°C
Melt Point	482°F / 250°C
Abrasion Protection	Medium
Recommended Cutting	Hot Knife



#### Product Selection

Part No.	Nominal Size		Type	Expansion Range		Expansion Range		Color	Reel Length*		Weight	
	in.	mm.		(Min.) in.	(Max.) in.	(Min.) mm.	(Max.) mm.		ft.	m.	lbs.	kg.
170-03076	1/4	6.4	BSP143B	.125	.437	3.2	11.1	Orange	1000	304.8	2.6	1.18
170-03077	1/2	12.7	BSP123B	.25	.75	6.4	19.1	Orange	500	152.4	3.85	1.75
170-03078	3/4	19.1	BSP343B	.50	1.25	12.7	31.8	Orange	250	76.2	3.0	1.36
170-03079	1	25.4	BSP103B	.625	1.625	15.9	41.3	Orange	250	76.2	3.35	1.52
170-03080	1-1/4	31.8	BSP1143B	.75	1.75	19.1	44.5	Orange	250	76.2	4.0	1.81
170-03081	1-1/2	38.1	BSP1123B	1.00	2.125	25.4	54.0	Orange	200	61.0	6.6	3.0

Use Part No. for ordering and Type for specification. \*Pre-cut lengths available upon request.



## Fray Resistant Expandable Braided Sleeving

A versatile and economical general purpose sleeving that resists fraying when cut with ordinary scissors.

### Application

For use in automotive, industrial and computer applications where the wires, cables and hoses being covered endure frequent handling.

### Benefits

- Enables field installations without a hot knife thus reducing time and assembly costs.
- Expands up to 150% of flat diameter for easy installation.
- Offers excellent abrasion and cut-through resistance as well as inertness to most chemicals and fungus.



Material Data	
Material	PET (Polyester)
Flammability	UL 94-V0
Operating Temperature	-94°F to 257°F -70°C to 125°C
Melt Point	482°F / 250°C
Abrasion Protection	Medium
Recommended Cutting	Scissors



### Product Selection

Part No.	Nominal Size		Type	Expansion Range		Expansion Range		Color	Reel Length		Weight	
	in.	mm.		(Min.) in.	(Max.) in.	(Min.) mm.	(Max.) mm.		ft.	m.	lbs.	kg.
170-03123	1/8	3.2	BSPSC180	.125	.25	3.2	6.4	Black	100	30.5	.40	.18
170-03035	1/4	6.4	BSPSC140	.156	.437	4.0	11.1	Black	100	30.5	.46	.21
170-03012	1/2	12.7	BSPSC120	.25	.75	6.4	19.1	Black	100	30.5	.82	.37
170-03013	3/4	19.1	BSPSC340	.625	1.0	15.9	25.4	Black	75	22.9	.83	.38
170-03014	1	25.4	BSPSC100	.75	1.19	19.1	30.2	Black	50	15.2	.62	.28
170-03015	1-1/4	31.8	BSPSC1140	1.0	1.50	25.4	38.1	Black	50	15.2	.78	.35
170-03016	1-1/2	38.1	BSPSC1120	1.25	2.0	31.8	50.8	Black	50	15.2	.93	.42

Use Part No. for ordering and Type for specification.



### Flame Retardant Expandable Braided Sleeving

A flame retardant woven (threaded) polyester sleeving that is resistant to cuts and abrasion, and contains a combustion inhibitor allowing it to achieve a UL and CSA flame-resistance rating of VW-1.

#### Application

This fire extinguishing braided sleeving is ideal for electronic and high tech applications because of its light weight and durable qualities.

#### Benefits

- Resists gasoline, engine fluids, chemicals and cleaning solvents.
- Expands up to 150% of flat diameter for easy installation.
- Enables quick and easy installation over large connectors.



Material Data	
Material	Treated PET (Polyester)
Flammability	UL VW-1
Operating Temperature	-94°F to 257°F -70°C to 125°C
Melt Point	482°F / 250°C
Abrasion Protection	Medium
Recommended Cutting	Hot Knife



#### Product Selection

Part No.	Nominal Size		Type	Expansion Range		Expansion Range		Color	Reel Length		Weight	
	in.	mm.		(Min.) in.	(Max.) in.	(Min.) mm.	(Max.) mm.		ft.	m.	lbs.	kg.
170-03006	1/4	6.4	BSPFR140	.125	.437	3.2	11.1	Black	200	61.0	.48	.22
170-03007	1/2	12.7	BSPFR120	.25	.75	6.4	19.1	Black	100	30.5	.72	.33
170-03008	3/4	19.1	BSPFR340	.50	1.25	12.7	31.8	Black	75	22.9	.65	.30
170-03010	1-1/4	31.8	BSPFR1140	.75	1.75	19.1	44.5	Black	50	15.2	.80	.363
170-03011	1-1/2	38.1	BSPFR1120	1.0	2.125	25.4	53.9	Black	40	12.2	.79	.358
170-03071	1/8	3.2	BSPFR188	.094	.25	2.4	6.4	Gray	225	68.6	.40	.18
170-03072	1/4	6.4	BSPFR148	.125	.437	3.2	11.1	Gray	200	61.0	.48	.22
170-03073	1/2	12.7	BSPFR128	.25	.75	6.4	19.1	Gray	100	30.5	.72	.33
170-03074	3/4	19.1	BSPFR348	.50	1.25	12.7	31.8	Gray	75	22.9	.65	.30
170-03066	1-1/2	38.1	BSPFR1128	1.0	2.125	25.4	53.9	Gray	40	12.2	.79	.358
Bulk Sized Reels												
170-03089	1/8	3.2	BSPFR180B	.094	.25	2.4	6.4	Black	1000	304.8	1.6	.73
170-03090	1/4	6.4	BSPFR140B	.125	.437	3.2	11.1	Black	1000	304.8	2.4	1.1
170-03091	1/2	12.7	BSPFR120B	.25	.75	6.4	19.1	Black	500	152.4	3.6	1.6
170-03092	3/4	19.1	BSPFR340B	.50	1.25	12.7	31.8	Black	250	76.2	2.2	1.0
170-03093	1	25.4	BSPFR100B	.625	1.625	15.9	41.3	Black	250	76.2	3.4	1.5
170-03094	1-1/4	31.8	BSPFR1140B	.75	1.75	19.1	44.5	Black	250	76.2	4.0	1.8
170-03095	1-1/2	38.1	BSPFR1120B	1.0	2.125	25.4	54.0	Black	200	61.0	3.9	1.77

Use Part No. for ordering and Type for specification.



## Flame Retardant + Fray Resistant Expandable Braided Sleeving

This protective sleeving is self-extinguishing and can be cut with sharp scissors instead of a hot knife for fray-resistant ends.

### Application

Readily used in the automotive, audiovisual, industrial, wire, cable and computer industries where flame retardancy is required to reduce the likelihood of ignition and/or reduce the rate of flame spread. It is suited for situations where access to a hot knife is either impractical or impossible.

### Benefits

- Provides fuller coverage and a medium-to-high abrasion resistance.
- Expands for ease of installation in either the shop or the field.
- Offers increased braid density without loss of flexibility.
- Contains white tracer thread for simple identification of flame retardancy.
- Extinguishes quickly and reduces flame spread to surrounding components.



Material Data		
Material	Treated PET (Polyester)	
Flammability	UL VW-1	
Operating Temperature	-94°F to 257°F -70°C to 125°C	
Melt Point	482°F / 250°C	
Abrasion Protection	Medium	
Recommended Cutting	Scissors	



### Product Selection

Part No.	Nominal Size		Type	Expansion Range		Expansion Range		Color	Reel Length		Weight	
	in.	mm.		(Min.) in.	(Max.) in.	(Min.) mm.	(Max.) mm.		ft.	m.	lbs.	kg.
170-03036	1/4	6.4	BSSCFR140	.156	.437	4.0	11.1	Black	100	30.5	.40	.18
170-03017	1/2	12.7	BSSCFR120	.25	.75	6.4	19.1	Black	100	30.5	.82	.37
170-03018	3/4	19.1	BSSCFR340	.625	1.00	15.9	25.4	Black	75	22.9	.83	.38
170-03019	1	25.4	BSSCFR100	.75	1.188	19.1	30.2	Black	50	15.2	.62	.28
170-03020	1-1/4	31.8	BSSCFR1140	1.0	1.50	25.4	38.1	Black	50	15.2	.78	.35
170-03021	1-1/2	38.1	BSSCFR1120	1.25	2.0	31.8	50.8	Black	50	15.2	.93	.42
<b>Bulk Sized Reels</b>												
170-03116	1/8	3.3	BSSCFR180B	.125	.25	3.2	6.4	Black	1000	304.8	4.0	1.8
170-03117	1/4	6.4	BSSCFR140B	.156	.437	4.0	11.1	Black	1000	304.8	4.6	2.1
170-03118	1/2	12.7	BSSCFR120B	.25	.75	6.4	19.1	Black	500	152.4	4.1	1.9
170-03119	3/4	19.1	BSSCFR340B	.625	1.0	15.9	25.4	Black	250	76.2	2.78	1.3
170-03120	1	25.4	BSSCFR100B	.75	1.9	19.1	48.3	Black	250	76.2	3.1	1.4
170-03121	1-1/4	31.8	BSSCFR1140B	1.0	1.50	25.4	38.1	Black	250	76.2	3.9	1.8
170-03122	1-1/2	38.1	BSSCFR1120B	1.25	2.0	31.8	50.8	Black	250	76.2	4.63	2.1

Use Part No. for ordering and Type for specification.



### Hook & Loop Flame Retardant Expandable Braided Sleeving

Hook and loop edging keeps this flame retardant sleeving securely wrapped around cables, but allows for easy access when maintenance is necessary.

#### Application

Ideal for high-technology applications, especially operating environments where harsh fluids are present.

#### Benefits

- Conforms to irregular shapes and contours.
- Meets military specifications (Mil-202 approved).
- Cuts easily with a bench-mount hot knife.
- Resists chemicals and cleaning solvents.



Material Data	
Material	Treated PET (Polyester)
Flammability	UL VW-1
Operating Temperature	-94°F to 257°F -70°C to 125°C
Melt Point	482°F / 250°C
Abrasion Protection	Medium
Recommended Cutting	Hot Knife



#### Product Selection

Part No.	Nominal Size		Type	Wall Thickness		Color	Reel Length		Weight	
	in.	mm.		in.	in.		ft.	m.	lbs.	kg.
170-03153	1/2	12.7	BSHKLPPFR120B	.25	6.4	Black	100	30.5	1.3	.60
170-03154	3/4	19.1	BSHKLPPFR340B	.63	16	Black	100	30.5	1.8	.82
170-03155	1-1/4	31.8	BSHKLPPFR1140B	.63	16	Black	100	30.5	2.3	1.04
170-03156	2	50.8	BSHKLPPFR200B	.63	16	Black	100	30.5	3.2	1.45
170-03157	2-1/2	63.5	BSHKLPPFR212B	.63	16	Black	100	30.5	3.75	1.70

Use Part No. for ordering and Type for specification.





### Split Wrap Flame Retardant Braided Sleeving

Used when flame retardancy is a primary requirement, this protection option incorporates a lateral split which allows the tube to open up to accommodate a variety of bundling requirements and the semi-rigid braid configuration simply closes around the entire installation without the need for any additional fasteners.

#### Application

Use this self-extinguishing product that complies with UL VW-1 standards where cables exit a wall and need to be managed for an uncluttered, clean appearance.

#### Benefits

- Installs easily, saving assembly time.
- Allows for future accessibility without disassembly.
- Needs no fasteners (i.e., tape, hook and loop, etc.).
- Provides a greater flexibility than spiralwrap or convoluted tubing.
- Retains shape and rigidity throughout operating temperature range.



#### Material Data

Material	Treated PET (Polyester)
Flammability	UL VW-1
Operating Temperature	-94°F to 257°F -70°C to 125°C
Melt Point	446°F / 230°C
Abrasion Protection	High
Recommended Cutting	Hot Knife



#### Product Selection

Part No.	Nominal Size*		Type	Wall Thickness		Color	Reel Length		Weight	
	in.	mm.		in.	mm.		ft.	m.	lbs.	kg.
170-03140	1/8	3.2	BSSWFR180B	.024	.61	Black	400	121.9	.80	.36
170-03141	1/4	6.4	BSSWFR140B	.025	.64	Black	200	61.0	1.2	.54
170-03142	1/2	12.7	BSSWFR120B	.025	.64	Black	150	45.7	2.1	.95
170-03143	3/4	19.1	BSSWFR340B	.025	.64	Black	100	30.5	1.6	.73
170-03144	1	25.4	BSSWFR100B	.038	.97	Black	100	30.5	20	.91
170-03145	1-1/4	31.8	BSSWFR1140B	.038	.97	Black	75	22.9	1.8	.82
170-03146	1-1/2	38.1	BSSWFR1120B	.038	.97	Black	75	22.9	2.1	.95
170-03147	2	50.8	BSSWFR200B	.038	.97	Black	50	15.2	1.8	.82

Use Part No. for ordering and Type for specification. \*Nominal size measures internal diameter of sleeving.



### Electromagnetic Flame Retardant Helagaine

Helagaine VO (HEGEMIPVO) is tubular braided sleeving made from Polyester PBT monofilaments. The raw material is treated with non-burning agents so it has flame retardant and self-extinguishing properties. Rated VO by Underwriters Laboratories.

#### Application

Excellent for use where flame can cause damage therefore the protection of highly sensitive wiring is critical, such as in laboratories, computer rooms, satellites, mass transit and airplanes.

#### Benefits

- Shields or dissipates wire and cables from electromagnetic interference.
- Resists most chemicals.
- Expands (ratio 2:1) to allow for easy placement over bundles.



Material Data	
Material	PBT / Tin-Plated Copper (TNCU)
Flammability	UL 94-V0
Operating Temperature	-40°F to 347°F -40°C to 175°C
Melt Point	392°F / 200°C
Abrasion Protection	High
Recommended Cutting	Shears
EMI Requirements	10 KHz to 1 GHz according to CISPR25



#### Product Selection

Part No.	Nominal Size		Type	Expansion Range		Expansion Range		Color	Reel Length		Weight	
	in.	mm.		(Min.) in.	(Max.) in.	(Min.) mm.	(Max.) mm.		ft.	m.	lbs.	kg.
173-60400	1/8	3.2	HEGEMIPV004	.16	.26	4.1	6.6	Tin+Black	328	100	4.74	2.2
173-60600	1/4	6.4	HEGEMIPV006	.20	.40	5.1	10.2	Tin+Black	328	100	6.28	2.8
173-60800	5/16	7.9	HEGEMIPV008	.32	.45	8.1	11.4	Tin+Black	328	100	5.84	2.6
173-61000	3/8	9.5	HEGEMIPV010	.32	.52	8.1	13.2	Tin+Black	164	50	9.6	4.4
173-61200	7/16	11.1	HEGEMIPV012	.40	.59	10.20	15.0	Tin+Black	164	50	10.6	4.8
173-61400	1/2	12.7	HEGEMIPV014	.47	.71	11.9	18.0	Tin+Black	328	100	12.8	5.8
173-61600	9/16	14.3	HEGEMIPV016	.55	.79	14.0	20.1	Tin+Black	328	100	15.9	7.2
173-61800	5/8	15.9	HEGEMIPV018	.63	.87	16.0	22.1	Tin+Black	164	50	17.3	7.8
173-62000	3/4	19.1	HEGEMIPV020	.71	.98	18.0	25.0	Tin+Black	164	50	22.1	10.0

Use Part No. for ordering and Type for specification.

## Electromagnetic Helagaine


Helagaine (HEGEMIP) is a sleeving created from tin-plated copper and polyester threads that offers not only secure cable bundling but electromagnetic protection as well. The formulated mix of materials offers inside and outside abrasion resistance.

### Application

Particularly suitable for applications with movement and little space; ideal for short-run cables found in electrical appliances and radio equipment.

### Benefits

- Features a supporting inner tube that makes insertion of cable easier and protects the sleeve from deformation during transport.
- Attenuates electrical field interference.
- Provides electromagnetic and electrostatic shielding.
- Delivers added shielding in retrofit applications.
- Retains original form even when bent and twisted, unlike purely copper braids.



Material Data	
Material	PET (Polyester) / Tin-Plated Copper (TNCU)
Flammability	UL 94-V2
Operating Temperature	-40°F to 347°F -40°C to 175°C
Melt Point	392°F / 200°C
Abrasion Protection	High
Recommended Cutting	Shears
EMI Requirements	10 KHz to 1 GHz according to CISPR25



### Product Selection

Part No.	Nominal Size		Type	Expansion Range		Expansion Range		Color	Reel Length		Weight	
	in.	mm.		(Min.) in.	(Max.) in.	(Min.) mm.	(Max.) mm.		ft.	m.	lbs.	kg.
173-00400	1/8	3.2	HEGEMIP04	.16	.26	4.1	6.6	Tin+Black	328	100	4.74	2.2
173-00600	1/4	6.4	HEGEMIP06	.20	.40	5.1	10.2	Tin+Black	328	100	6.28	2.8
173-00800	5/16	7.9	HEGEMIP08	.32	.45	8.1	11.4	Tin+Black	328	100	5.84	2.6
173-01000	3/8	9.5	HEGEMIP10	.32	.52	8.1	13.2	Tin+Black	164	50	9.6	4.4
173-01200	7/16	11.1	HEGEMIP12	.40	.59	10.2	15.0	Tin+Black	164	50	10.6	4.8
173-01400	1/2	12.7	HEGEMIP14	.47	.71	11.9	18.0	Tin+Black	328	100	12.8	5.8
173-01600	9/16	14.3	HEGEMIP16	.55	.79	14.0	20.1	Tin+Black	328	100	15.9	7.2
173-01800	5/8	15.9	HEGEMIP18	.63	.87	16.0	22.1	Tin+Black	164	50	17.3	7.8
173-02000	3/4	19.1	HEGEMIP20	.71	.98	18.0	25.0	Tin+Black	164	50	22.1	10.0

Use Part No. for ordering and Type for specification.

### Polyamide 6.6 Expandable Braided Sleeving - Black

A pliable yet durable nylon sleeve that delivers excellent protection against cuts, abrasions and excessive wear caused by repetitive motion.

#### Application

Used on hoses, pipes, wiring harnesses and cables installed in cars, trucks, military vehicles, trains and industrial equipment. Protects delicate wiring in engine compartments and near exhaust systems or used to organize wires and breakouts in electrical harnesses.

#### Benefits

- Resists fuels, salts and solvents, gasoline, and other common contaminants.
- Offers a tight, 12 mil braid that provides full coverage but will not rot or retain moisture.
- Performs well in wet applications and where abiding substrate has a smooth surface.
- Expands up to 150% of flat diameter for easy installation.



Material Data		
Material		Polyamide 6.6 (Nylon)
Flammability		Non-Flammable
Operating Temperature		-49°F to 302°F -45°C to 150°C
Melt Point		491°F / 255°C
Abrasion Protection		High
Recommended Cutting		Hot Knife



#### Product Selection

Part No.	Nominal Size		Type	Expansion Range		Expansion Range		Color	Reel Length*		Weight	
	in.	mm.		(Min.) in.	(Max.) in.	(Min.) mm.	(Max.) mm.		ft.	m.	lbs.	kg.
170-03069	1/4	6.4	BSPA66140	.125	.375	3.2	9.5	Black	200	61.0	.60	.27
170-03027	1/2	12.7	BSPA66120	.375	.75	9.5	19.1	Black	100	30.5	1.03	.47
170-03028	3/4	19.1	BSPA66340	.50	1.25	12.7	31.8	Black	75	22.9	1.10	.50
170-03029	1	25.4	BSPA66100	.625	1.375	15.9	35.0	Black	50	15.2	.80	.36
170-03030	1-1/4	31.8	BSPA661140	.75	1.50	19.1	38.1	Black	50	15.2	.89	.40
<b>Bulk Sized Reels</b>												
170-03070	1/4	6.4	BSPA66140B	.125	.375	3.2	9.5	Black	1000	304.8	3.10	1.41
170-03046	1/2	12.7	BSPA66120B	.375	.75	9.5	19.1	Black	500	152.4	5.15	2.34
170-03047	3/4	19.1	BSPA66340B	.50	1.25	12.7	31.8	Black	250	76.2	3.68	1.67
170-03048	1	25.4	BSPA66100B	.625	1.375	15.9	35.0	Black	250	76.2	4.0	1.81
170-03049	1-1/4	31.8	BSPA661140B	.75	1.50	19.1	38.1	Black	250	76.2	4.50	4

Use Part No. for ordering and Type for specification. \*Pre-cut lengths available upon request.

## Polyamide 6.6 Helagaine Expandable Braided Sleeving - Gray

Made from heat-stabilized monofilament strands, this lightweight protection is a tougher sleeving with excellent resistance to abrasion. Despite its sturdy composition, Helagaine is expandable and durable and can easily be applied over irregular surfaces.

### Application

Suitable for automotive and transportation industry applications for the protection of sensitive cables and wires from abrasion.

### Benefits

- Offers a strand diameter that is approximately 10% larger than that of polyester, allowing for greater expandability.
- Resists fuels, salts and solvents, gasoline, and other common contaminants.
- Performs well in wet applications and where abiding substrate has a smooth surface.



Material Data		
Material	Polyamide 6.6 (PA66)	
Flammability	UL 94-V2	
Operating Temperature	-76°F to 302°F -60°C to 150°C	
Melt Point	491°F / 255°C	
Abrasion Protection	High	
Recommended Cutting	Hot Knife	



### Product Selection

Part No.	Nominal Size		Type	Expansion Range		Expansion Range		Color	Reel Length		Weight	
	in.	mm.		(Min.) in.	(Max.) in.	(Min.) mm.	(Max.) mm.		ft.	m.	lbs.	kg.
170-20400	1/8	4	HEGPA6604	.12	.24	3.0	6.1	Gray	656	200.0	1.1	.50
170-20600	3/16	6	HEGPA6606	.16	.32	4.1	8.1	Gray	328	100.0	1.3	.59
170-20800	1/4	8	HEGPA6608	.20	.40	5.1	10.2	Gray	328	100.0	1.1	.50
170-21000	3/8	10	HEGPA6610	.28	.47	7.0	12.0	Gray	328	100.0	2.09	.95
170-21200	1/2	12	HEGPA6612	.32	.55	8.1	14.0	Gray	328	100.0	2.4	1.1
170-21500	5/8	16	HEGPA6616	.47	.71	12.0	18.0	Gray	164	50	2.76	1.25
170-22000	3/4	20	HEGPA6620	.59	.91	15.0	23.1	Gray	164	50.3	3.1	1.41
170-22500	1	25	HEGPA6625	.71	1.10	18.0	28.0	Gray	164	50.3	3.9	1.77
170-23000	1-1/4	30	HEGPA6630	.98	1.26	24.9	32.0	Gray	164	50.3	4.9	2.22
170-25000	2	50	HEGPA6650	1.58	2.17	40.1	55.1	Gray	164	50.3	10.4	4.72

Use Part No. for ordering and Type for specification.



### Split Wrap Braided Sleeving

A bundling and protection option with a lateral split and a semi-rigid braid configuration that is the ideal solution for circumstances where ease of installation is the primary concern. The lateral split allows the sleeving to open up to adjust to the bundling requirement while the 25% edge overlap folds back over the connector or splices.



#### Application

More flexible than spiral wraps or convoluted tubing, this product is a fast and easy option for adding protection in post-assembly or post-installation situations.

#### Benefits

- Needs no fasteners (i.e., tape, hook and loop, etc.).
- Bends to a tight radius without distortion or splitting open.
- Allows future access without disassembly.
- Withstands cuts, abrasions and tension.

#### Material Data

Material	PET (Polyester)
Flammability	UL 94-V0
Operating Temperature	-94°F to 257°F -70°C to 125°C
Melt Point	482°F / 250°C
Abrasion Protection	Medium
Recommended Cutting	Hot Knife



#### Product Selection

Part No.	Nominal Size		Type	Wall Thickness		Color	Reel Length*		Weight	
	in.	mm.		in.	mm.		ft.	m.	lbs.	kg.
170-03037	1/4	6.4	BSPSW140	.025	.64	Black	100	30.5	.60	.27
170-03024	1/2	12.7	BSPSW120	.025	.64	Black	75	22.9	1.05	.48
170-03038	3/4	19.1	BSPSW340	.025	.64	Black	50	15.2	.80	.36
170-03025	1	25.4	BSPSW100	.038	.97	Black	50	15.2	1.0	.45
170-03026	1-1/4	31.8	BSPSW1140	.038	.97	Black	25	7.1	.60	.27
<b>Bulk Box</b>										
170-03124	1/8	3.2	BSPSW180B	.024	.61	Black	400	121.9	.80	.36
170-03125	1/4	6.4	BSPSW140B	.025	.64	Black	200	61.0	1.2	.54
170-03126	1/2	12.7	BSPSW120B	.025	.64	Black	150	45.7	2.1	.95
170-03127	3/4	19.1	BSPSW340B	.025	.64	Black	100	30.5	1.6	.73
170-03128	1	25.4	BSPSW100B	.038	.97	Black	100	30.5	2.0	.91
170-03129	1-1/4	31.8	BSPSW1140B	.038	.97	Black	75	22.9	1.8	.82
170-03130	1-1/2	38.1	BSPSW1120B	.038	.97	Black	75	22.9	2.1	.95
170-03131	2	50.8	BSPSW200B	.038	.97	Black	50	15.2	1.8	.82
<b>Large Bulk Sized Reels</b>										
170-03132	1/8	3.2	BSPSW180LB	.024	.61	Black	10,000	3,048.8	20.0	9.0
170-03133	1/4	6.4	BSPSW140LB	.025	.64	Black	3,000	914.4	18.0	8.2
170-03134	1/2	12.7	BSPSW120LB	.025	.64	Black	1,200	365.8	12.0	5.4
170-03135	3/4	19.05	BSPSW340LB	.025	.64	Black	500	152.4	16.8	7.6
170-03136	1	25.4	BSPSW100LB	.038	.97	Black	400	121.9	8.0	3.6
170-03137	1-1/4	31.8	BSPSW140LB	.038	.97	Black	300	91.4	8.0	3.6
170-03138	1-1/2	38.1	BSPSW1120LB	.038	.97	Black	200	61.0	7.2	3.3
170-03139	2	50.8	BSPSW200LB	.038	.97	Black	150	45.7	5.4	2.4

Use Part No. for ordering and Type for specification. \*Additional sizes available upon request.



### Split Wrap Braided Sleeving - Orange


Used for safety identification, this bundling and protection option also offers a lateral split and a semi-rigid braid configuration that wraps around the bundle assembly without requiring any fasteners, such as hook & loop, cables ties or tape.

#### Application

A non-expandable product that is an uncomplicated option for adding protection and identification in electrical-powered vehicles, aircraft and automotive applications.

#### Benefits

- Contains the same physical properties of the General Purpose Black Split Wrap product.
- Needs no fasteners (i.e., tape, hook and loop, etc.).
- Bends to a tight radius without distortion or splitting open.
- Adapts easily and will not impair the flexibility of the harness assembly, nor will it fracture under stress.



Material Data	
Material	PET (Polyester)
Flammability	UL 94-V0
Operating Temperature	-94°F to 257°F -70°C to 125°C
Melt Point	482°F / 250°C
Abrasion Protection	Medium
Recommended Cutting	Hot Knife



#### Product Selection

Part No.	Nominal Size		Type	Wall Thickness		Color	Reel Length		Weight	
	in.	mm.		in.	mm.		ft.	m.	lbs.	kg.
170-03082	1/4	6.4	BSPSW143B	.025	.64	Orange	200	61.0	1.2	.54
170-03083	1/2	12.7	BSPSW123B	.025	.64	Orange	150	45.7	2.1	.95
170-03084	3/4	19.1	BSPSW343B	.025	.64	Orange	100	30.5	1.6	.73
170-03085	1	25.4	BSPSW103B	.038	.97	Orange	100	30.5	2.0	.91
170-03086	1-1/4	31.8	BSPSW1143B	.038	.97	Orange	75	22.9	1.8	.82
170-03087	1-1/2	38.1	BSPSW1123B	.038	.97	Orange	75	22.9	2.1	.95
170-03088	2	50.8	BSPSW203B	.038	.97	Orange	50	15.2	1.8	.82

Use Part No. for ordering and Type for specification.



### Hook & Loop Expandable Braided Sleeving

Designed for the quick and easy management of wires, this expandable sleeving has an internal hook and loop strap that is able to adhere to its outer PET braid, delivering flexibility that allows it to fit around odd-shaped connectors. Its color-matched hook-and-loop closure provides for an easy on-and-off installation, as well as instant and convenient access for harness break-outs and networks.

#### Application

When component disassembly is not an option or when frequent access to bundles wires or cables is essential. The primary application for this sleeving is the wrapping and bunching of cables in a deployed situation (i.e., location recordings).

#### Benefits

- Conforms to irregular shapes and contours.
- Wraps effortlessly over a cable bundle and closes; readily reopens.
- Saves time, allows those working on cables to easily splice or combine wires.
- Offers PET yarn construction for excellent protection against cuts and abrasions.



Material Data	
Material	PET (Polyester)
Flammability	UL 94-VO
Operating Temperature	-94°F to 257°F -70°C to 125°C
Melt Point	482°F / 250°C
Abrasion Protection	Medium
Recommended Cutting	Hot Knife



#### Product Selection

Part No.	Nominal Size		Type	Wall Thickness		Color	Reel Length		Weight	
	in.	mm.		in.	mm.		ft.	m.	lbs.	kg.
170-03148	1/2	12.7	BSHKLP120B	.25	6.4	Black	100	30.5	1.3	.60
170-03149	3/4	19.1	BSHKLP340B	.63	16.0	Black	100	30.5	1.8	.82
170-03150	1-1/4	31.8	BSHKLP1140B	.63	16.0	Black	100	30.5	2.3	1.04
170-03151	2	50.8	BSHKLP200B	.63	16.0	Black	100	30.5	3.2	1.45
170-03152	2.5	63.5	BSHKLP212B	.63	16.0	Black	100	30.5	3.75	1.7

Use Part No. for ordering and Type for specification.





## Plenum Rated Halar® Expandable Braided Sleeving

Halar® self-extinguishing sleeving is used where flammability, high temperature endurance and low outgassing are the concern. This sleeving is made from strands of high temperature, flame resistant Halar monofilaments that are able to resist a wide range of corrosive chemicals and organic solvents.

### Application

Its low flame spread and smoke generation properties make it the perfect option for use in technologically-advanced applications, such as those in the automotive, aerospace and vital military markets.



### Benefits

- Resists gasoline and engine chemicals.
- Exceeds automotive industry requirements of FMVSS 302 as well as aviation industry requirements of FAR 25.
- Expands up to 150% for economical and expeditious installation.
- Withstands abrasion and won't degrade when exposed to Cobalt 60 radiation conditions.
- Meets UL 2024 and NFPA 262 specifications for plenum applications.

### Material Data

Material	Ethylene Chlorotrifluoroethylene Monofilament (ECTFE)
Flammability	UL VW-1
Operating Temperature	-103°F to 302°F -75°C to 150°C
Melt Point	482°F / 250°C
Abrasion Protection	Medium
Recommended Cutting	Hot Knife



### Product Selection

Part No.	Nominal Size		Type	Expansion Range		Expansion Range		Color	Reel Length		Weight	
	in.	mm.		(Min.) in.	(Max.) in.	(Min.) mm.	(Max.) mm.		ft.	m.	lbs.	kg.
170-03098	1/8	3.2	BSHLR180	.094	.25	2.4	6.4	Black	225	68.6	.6	.27
170-03100	1/4	6.4	BSHLR140	.125	.437	3.2	11.1	Black	200	61.0	.8	.36
170-03102	3/8	9.5	BSHLR380	.187	.625	4.7	15.9	Black	125	38.1	1.1	.50
170-03104	1/2	12.7	BSHLR120	.25	.75	6.4	19.1	Black	100	30.5	1.1	.50
170-03106	3/4	19.1	BSHLR340	.50	1.25	12.7	31.8	Black	75	22.9	1.3	.60
170-03108	1	25.4	BSHLR100	.625	1.625	15.9	41.3	Black	65	19.8	1.4	.64
170-03110	1-1/4	31.8	BSHLR1140	.75	1.75	19.1	44.5	Black	50	15.2	1.3	.60
170-03112	1-3/4	44.4	BSHLR1340	1.25	2.75	31.8	69.9	Black	30	9.1	1.3	.60
170-03114	2	50.8	BSHLR200	1.50	3.50	38.1	88.9	Black	50	15.2	2.3	1.04
170-03099	1/8	3.2	BSHLR1810	.094	.25	2.4	6.4	White	225	68.6	.6	.27
170-03101	1/4	6.4	BSHLR1410	.125	.437	3.2	11.1	White	200	61.0	.8	.36
170-03103	3/8	9.5	BSHLR3810	.187	.625	4.8	15.9	White	125	38.1	1.1	.50
170-03105	1/2	12.7	BSHLR1210	.25	.75	6.4	19.1	White	100	30.5	1.1	.50
170-03107	3/4	19.1	BSHLR3410	.50	1.25	12.7	31.8	White	75	22.9	1.3	.60
170-03109	1	25.4	BSHLR1010	.625	1.625	15.9	41.3	White	65	19.8	1.4	.64
170-03111	1-1/4	31.8	BSHLR11410	.75	1.75	19.1	44.5	White	50	15.2	1.3	.60
170-03113	1-3/4	44.4	BSHLR13410	1.25	2.75	31.8	69.9	White	30	9.1	1.3	.60
170-03115	2	50.8	BSHLR2010	1.50	3.50	38.1	88.9	White	50	15.2	2.3	1.04

Use Part No. for ordering and Type for specification.  
 Halar® is a registered trademark of the Solvay Solexis Corporation.  
 Halar product is produced on 8" diameter mini spools, which will not fit in merchandising display.



### Extreme High Temperature Resin Saturated Fiberglass Expandable Braided Sleeving

An extremely high-temperature resistant sleeve designed as protection for wires and cables subjected to continuous temperature variations, vibration, abrasion, and mechanical stress.

#### Application

Perfect for engine manifolds and exhaust systems or any application where fire and exceeding temperatures create a hazard to workforce and equipment.

#### Benefits

- Provides thermal protection up to 1,200°F.
- Maintains its tight structure under extreme shaking, scraping, pressure and varying temperature conditions.
- Cuts cleanly with scissors and installs easily.
- Comes in a wide range of diameters.



Material Data	
Material	Resin Saturated Fiberglass
Flammability	UL VW-1
Operating Temperature	-94°F to 1,202°F -70°C to 650°C
Melt Point	2,048°F / 1,120°C
Abrasion Protection	Very High
Recommended Cutting	Scissors



#### Product Selection

Part No.	Nominal Size		Type	Wall Thickness		Maximum Diameter		Color	Reel Length		Weight	
	in.	mm.		in.	mm.	in.	mm.		ft.	m.	lbs.	kg.
170-03058	1/4	6.4	BSHTFG140	.031	.79	.375	9.5	Black	50	15.2	1.0	.45
170-03059	1/2	12.7	BSHTFG120	.046	1.67	.75	19.1	Black	50	15.2	2.4	1.1
170-03060	3/4	19.1	BSHTFG340	.046	1.67	1.125	28.6	Black	50	15.2	3.2	1.5
170-03061	1	25.4	BSHTFG100	.057	1.45	1.625	41.3	Black	25	7.6	2.6	1.2
<b>Bulk Sized Reels</b>												
170-03050	1/4	6.4	BSHTFG140B	.031	.79	.375	9.5	Black	200	61.0	4.0	1.81
170-03051	1/2	12.7	BSHTFG120B	.046	1.17	.75	19.1	Black	200	61.0	9.6	4.35
170-03052	3/4	19.1	BSHTFG340B	.046	1.67	1.125	28.6	Black	200	61.0	12.8	5.81
170-03053	1	25.4	BSHTFG100B	.057	1.45	1.625	41.3	Black	100	30.5	10.5	4.76

Use Part No. for ordering and Type for specification.



### High Temperature Nomex® Expandable Braided Sleeving

Manufactured with densely woven aramid fibers, this soft and flexible sleeving is self-extinguishing and is able to withstand temperatures reaching up to 662°F.

#### Application

Excellent for use in extremely harsh environments including those with exposure to direct flame, high temperatures, as well as Beta, Gamma and X-ray radiation – in particular, military and aerospace wiring and harnessing applications.

#### Benefits

- Does not melt and is unaffected by most acids.
- Provides excellent thermal stability against flames.
- Meets FMVSS 302 approval for use in automotive engineering.
- Cuts with ordinary scissors which reduces assembly time.



#### Material Data

Material	Polyaramid Polymetaphenylene Isophthalamide
Flammability	Non-Flammable
Operating Temperature	-320°F to 662°F -196°C to 350°C
Melt Point	N/A
Abrasion Protection	Low
Recommended Cutting	Scissors



#### Product Selection

Part No.	Nominal Size		Type	Expansion Range		Expansion Range		Color	Reel Length		Weight	
	in.	mm.		(Min.) in.	(Max.) in.	(Min.) mm.	(Max.) mm.		ft.	m.	lbs.	kg.
170-03158	1/8	3.2	BSNMX185B	.062	.25	1.6	6.4	Green	100	30.5	.12	.05
170-03159	1/4	6.4	BSNMX145B	.125	.312	3.2	7.9	Green	100	30.5	.50	.23
170-03160	3/8	9.5	BSNMX385B	.25	.50	6.4	12.7	Green	100	30.5	.67	.30
170-03161	1/2	12.7	BSNMX125B	.312	.625	7.9	15.9	Green	100	30.5	.91	.41
170-03162	3/4	19.1	BSNMX345B	.562	1	14.3	25.4	Green	100	30.5	1.34	.61
170-03163	1	25.4	BSNMX105B	.75	1.12	19.1	28.6	Green	100	30.5	2.42	1.1
170-03164	1-1/4	31.8	BSNMX1145B	1	1.5	25.4	38.1	Green	100	30.5	3.49	1.58
170-03165	1-1/2	38.1	BSNMX1125B	1.25	1.75	31.8	44.4	Green	100	30.5	4.03	1.83
170-03166	1-3/4	44.4	BSNMX1345B	1.50	2	38.1	50.9	Green	100	30.5	4.76	2.16

Use Part No. for ordering and Type for specification.  
Nomex® is a registered trademark of the DuPont Corporation.

### High Temperature Aluminum Laminated Fiberglass Sleeving

A tubular shaped product that combines the protection of bonded aluminum and fiberglass into a single solution that is able to reflect radiant heat away from the sensitive contents inside the tube.

#### Application

Terrific for applications when appearance and insulation are important for protecting delicate wire bundles, cables and hoses from damage caused by nearby exhaust pipes, headers or heat-generating components.

#### Benefits

- Adds a layer of protection that prevents scraping; cut and abrasion resistant.
- Resists gasoline and engine chemicals.
- Creates an insulation barrier for vulnerable cable and wire materials within high-temperature environments.
- Cuts cleanly with scissors.



Material Data	
Material	Bonded Aluminum + Fiberglass
Flammability	Non-Flammable
Operating Temperature	-76°F to 491°F -60°C to 255°C
Melt Point	2,048°F / 1,120°C
Abrasion Protection	N/A
Recommended Cutting	Scissors




#### Product Selection

Part No.	Nominal Size*		Type	Wall Thickness ±.006 in.		Maximum Diameter		Color	Reel Length		Weight	
	in.	mm.		in.	mm.	in.	mm.		ft.	m.	lbs.	kg.
170-03175	3/8	9.7	BSHTTST38SR	.025	.64	.317	8.1	Silver	100	30.5	2.3	1.1
170-03062	1/2	12.7	BSHTTST12SR	.025	.64	.437	11.1	Silver	100	30.5	2.6	1.2
170-03063	3/4	19.1	BSHTTST34SR	.025	.64	.687	17.4	Silver	100	30.5	3.5	1.6
170-03064	1	25.4	BSHTTST10SR	.025	.64	.937	23.8	Silver	100	30.5	4.5	2.0
170-03065	1-3/4	44.5	BSHTTST134SR	.025	.64	1.687	42.8	Silver	50	15.2	3.7	1.7
170-03097	2-1/2	63.5	BSHTTST212SR	.025	.64	2.375	60.3	Silver	50	15.2	5.05	2.3
<b>Bulk Sized Reels</b>												
170-03054	1/2	12.7	BSHTTST12SRB	.025	.64	.437	11.1	Silver	250	76.2	6.37	2.90
170-03055	3/4	19.1	BSHTTST34SRB	.025	.64	.687	17.4	Silver	250	76.2	8.62	3.91
170-03056	1	25.4	BSHTTST10SRB	.025	.64	.937	23.8	Silver	250	76.2	11.2	5.08
170-03057	1-3/4	44.5	BSHTTST134SRB	.025	.64	1.687	42.8	Silver	100	30.5	7.40	3.36

Use Part No. for ordering and Type for specification. \*Nominal size measures external diameter of sleeving.

### Merchandising Display Rack

Designed to save space and provide easy access when dispensing braided sleeving, this unit allows for the efficient handling and management of sleeving.



- Simplifies cut-to-length counter sales.
- Dispenses easily from preformed slot.
- Includes mounting hardware.
- Constructed of durable ABS plastic.
- Holds six standard-sized spools; drop-in reels sold separately.
- Dimensions: 23.5" (W) x 10" (D) x 6" (H)

Product Selection

Part No.	Type	Color
170-03031	BSDISPLAY	Black

Use Part No. for ordering and Type for specification.

### Split Wrap Installation Tool

Use this wire loom tool to guide a cable or insert a cable harness inside the split wrap sleeving. Eases addition and removal of wires quickly and easily while protecting installer's hands from cuts. Can also be used with split loom convoluted tubing.



Product Selection

Part No.	Size	Type	Description
170-03067	1/4"	BSWTOOL14	1/4" Split Wrap Installation Tool
170-03032	1/2"	BSWTOOL12	1/2" Split Wrap Installation Tool
170-03068	3/4"	BSWTOOL34	3/4" Split Wrap Installation Tool
170-03033	1"	BSWTOOL1	1" Split Wrap Installation Tool
170-03034	1-1/4"	BSWTOOL114	1-1/4" – Split Wrap Installation Tool

Use Part No. for ordering and Type for specification.

### Bench and Handheld Hot Knife Tools

For the best results during sleeving installation, the sleeving should be cut with a hot knife.



Bench Mount Braided Sleeve Hot Knife

- Designed for production Environments
- Uses 2.5" blade
- Lighted power switch
- Heats to 1,112°F in 30 sec.
- 110 volt operation
- Replaceable blades



Handheld Braided Sleeve Hot Knife

- Trigger switch
- Heats quickly
- 110 volt operation
- Replaceable blades

Product Selection

Part No.	Type	Color	Description
170-03039	BSBHK	White	Bench Mount Braided Sleeve Hot Knife
170-03040	BSPHK	Black	Handheld Braided Sleeve Hot Knife

Use Part No. for ordering and Type for specification.

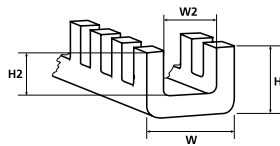
### Flexiform Edge Protection Grommet Strip

HellermannTyton's Flexiform grommet is a unique, continuous wire protection product which fits easily in all shapes and sizes of holes without the aid of tools or adhesives. Since Flexiform can be cut to the right length with scissors, it eliminates waste, helping keep grommet stock to a minimum. HellermannTyton's Flexiform grommet can be used on any type of material including wood, steel, aluminum, plexiglass, and glass. It is available in 9 sizes for thicknesses from .016" to .512".



Optimal protection of cables and wires at panel edges.

### Polyamide 6 Grommet



Flexiform grommet strip

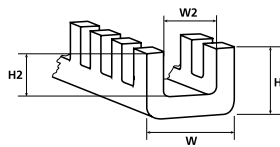
Material Data		RoHS
Material	<b>Polyamide 6 (PA6)</b>	
Color	<b>Natural</b>	
Operating Temperature	<b>-76 °F to +203 °F (-60 °C to +95 °C)</b>	

#### Product Selection

Article No.	Part No.	Type	Panel Thickness	Width (W)	Width (W2)	Height (H)	Height (H2)	Pkg. Qty.
			in. (mm)	in. (mm)	in. (mm)	in. (mm)	in. (mm)	
<b>Polyamide 6 (PA6)</b>								
251-21109	FHA	G51NA	.015" - .059" (0.4 - 1.5)	.154" (3.9)	.059" (1.5)	.169" (4.3)	.106" (2.7)	82 ft
251-21209	FHB	G51NB	.051" - .094" (1.3 - 2.4)	.181" (4.6)	.094" (2.4)	.169" (4.3)	.106" (2.7)	82 ft
251-21309	FHC	G51NC	.087" - .134" (2.2 - 3.4)	.224" (5.7)	.138" (3.5)	.169" (4.3)	.106" (2.7)	82 ft
251-21409	FHD	G51ND	.130" - .197" (3.3 - 5.0)	.331" (8.4)	.201" (5.1)	.244" (6.2)	.169" (4.3)	82 ft
251-21509	FHE	G51NE	.193" - .264" (4.9 - 6.7)	.390" (9.9)	.264" (6.7)	.252" (6.4)	.177" (4.5)	82 ft
251-21609	FHF	G51NF	.256" - .323" (6.5 - 8.2)	.449" (11.4)	.327" (8.3)	.268" (6.8)	.189" (4.8)	82 ft
251-21709	FHG	G51NG	.315" - .394" (8.0 - 10.0)	.520" (13.2)	.398" (10.1)	.268" (6.8)	.189" (4.8)	82 ft
251-21809	FHH	G51NH	.382" - .520" (9.7 - 13.2)	.646" (16.4)	.520" (13.2)	.268" (6.8)	.189" (4.8)	82 ft

Dimensions are approximate and subject to technical changes. Use **Part No.** for ordering and **Type** for specification purposes.

### Polyethylene Grommet



Flexiform grommet strip

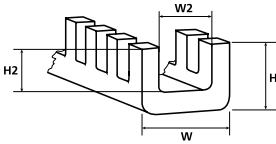
Material Data		RoHS
Material	<b>Polyethylene (PE)</b>	
Color	<b>Natural</b>	
Operating Temperature	<b>-22 °F to +176 °F (-30 °C to +80 °C)</b>	

#### Product Selection

Article No.	Part No.	Type	Panel Thickness	Width (W)	Width (W2)	Height (H)	Height (H2)	Pkg. Qty.
			in. (mm)	in. (mm)	in. (mm)	in. (mm)	in. (mm)	
<b>Polyethylene (PE)</b>								
251-10009	FPAA	G51PAA	.016" - .035" (0.4 - 0.9)	.087" (2.2)	.037" (0.95)	.094" (2.4)	.063" (1.6)	82 ft
251-10109	FPA	G51PA	.016" - .059" (0.4 - 1.5)	.154" (3.9)	.059" (1.5)	.169" (4.3)	.106" (2.7)	82 ft
251-10209	FPB	G51PB	.051" - .094" (1.3 - 2.4)	.181" (4.6)	.094" (2.4)	.169" (4.3)	.106" (2.7)	82 ft
251-10309	FPC	G51PC	.087" - .134" (2.2 - 3.4)	.224" (5.7)	.138" (3.5)	.169" (4.3)	.106" (2.7)	82 ft
251-10409	FPD	G51PD	.130" - .197" (3.3 - 5.0)	.331" (8.4)	.201" (5.1)	.244" (6.2)	.169" (4.3)	82 ft
251-10509	FPE	G51PE	.193" - .264" (4.9 - 6.7)	.390" (9.9)	.264" (6.7)	.252" (6.4)	.177" (4.5)	82 ft
251-10609	FPF	G51PF	.256" - .323" (6.5 - 8.2)	.449" (11.4)	.327" (8.3)	.268" (6.8)	.189" (4.8)	82 ft
251-10709	FPG	G51PG	.315" - .394" (8.0 - 10.0)	.520" (13.2)	.398" (10.1)	.268" (6.8)	.189" (4.8)	82 ft
251-10809	FPH	G51PH	.382" - .520" (9.7 - 13.2)	.646" (16.4)	.520" (13.2)	.268" (6.8)	.189" (4.8)	82 ft

Dimensions are approximate and subject to technical changes. Use **Part No.** for ordering and **Type** for specification purposes.

## Flexiform Edge Protection Grommet Strip *continued* Teflon Grommet



Flexiform grommet strip

Material Data	
Material	<b>Polytetrafluoroethylene -Teflon (PTFE)</b>
Color	<b>Natural</b>
Operating Temperature	<b>-76 °F to +500 °F (-60 °C to +260 °C)</b>
Flammability	<b>non-burning</b>



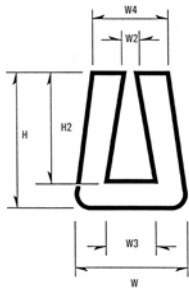
### Product Selection

Article No.	Part No.	Type	Panel Thickness	Width (W)	Width (W2)	Height (H)	Height (H2)	Pkg. Qty.
			in. (mm)	in. (mm)	in. (mm)	in. (mm)	in. (mm)	ft.
<b>Polytetrafluoroethylene -Teflon (PTFE)</b>								
251-30109	<b>FTA</b>	G51TA	.015" - .059" (0.4 - 1.5)	.153" (3.9)	.059" (1.5)	.169" (4.3)	.106" (2.7)	9.7 ft
251-30209	<b>FTB</b>	G51TB	.051" - .094" (1.3 - 2.4)	.181" (4.6)	.094" (2.4)	.169" (4.3)	.106" (2.7)	9.7 ft
251-30309	<b>FTC</b>	G51TC	.087" - .134" (2.2 - 3.4)	.224" (5.7)	.138" (3.5)	.169" (4.3)	.106" (2.7)	9.7 ft
251-30409	<b>FTD</b>	G51TD	.130" - .196" (3.3 - 5.0)	.331" (8.4)	.201" (5.1)	.244" (6.2)	.169" (4.3)	9.7 ft
251-30509	<b>FTE</b>	G51TE	.193" - .264" (4.9 - 6.7)	.390" (9.9)	.264" (6.7)	.252" (6.4)	.177" (4.5)	9.7 ft
251-30609	<b>FTF</b>	G51TF	.256" - .323" (6.5 - 8.2)	.449" (11.4)	.327" (8.3)	.268" (6.8)	.189" (4.8)	9.7 ft
251-30709	<b>FTG</b>	G51TG	.315" - .394" (8.0 - 10.0)	.520" (13.2)	.398" (10.1)	.268" (6.8)	.189" (4.8)	9.7 ft
251-30809	<b>FTH</b>	G51TH	.382" - .520" (9.7 - 13.2)	.646" (16.4)	.520" (13.2)	.268" (6.8)	.189" (4.8)	9.7 ft

Dimensions are approximate and subject to technical changes. Use **Part No.** for ordering and **Type** for specification purposes. Teflon is a registered trademark of the DuPont Corporation.

## Self-Extinguishing Flexiform Grommet

HellermannTyton's Flexiform grommet is also manufactured from a self-extinguishing UL 94 V0 rated flexible PVC compound which ensures flexibility and ease of application.



Material Data	
Material	<b>Flexible Polyvinyl Chloride, cadmium free (PVC)</b>
Color	<b>Black</b>
Operating Temperature	<b>-85 °F to +221 °F (-65 °C to +105 °C)</b>
Flammability	<b>UL94 V0</b>



### Product Selection

Article No.	Part No.	Type	Panel Thickness	Width (W)	Width (W2)	Width (W3)	Width (W4)	Height (H)	Height (H2)	Pkg. Qty.
			in. (mm)	in. (mm)	in. (mm)	in. (mm)	in. (mm)	in. (mm)	in. (mm)	ft. (Meters)
<b>Flexible Polyvinyl Chloride, cadmium free (PVC)</b>										
800-00004	<b>SM1BK75MT</b>	SM1	.03937" - .07874" (1.0 - 2.0)	.1969"(5.0)	.03937"(1.0)	.07" (1.8)	.165" (4.2)	.248" (6.3)	.192" (4.9)	246.1 ft (75)

Dimensions are approximate and subject to technical changes. Use **Part No.** for ordering and **Type** for specification purposes.

## Electrical Tape



HellermannTyton electrical tapes are used for color coding, cable splicing, terminating, wire insulating, and more. These conformable, high quality tapes have exceptional surface adhesive characteristics.

### Installation

For best results, the tape should be applied by using tension. When the application is complete, the memory of the tape returns, tightening the seal and making the taped area even more waterproof. For the best seal, each layer of tape should overlap the previous layer by approximately 50%. HellermannTyton electrical tapes are a fast, easy, and economical way of insulating, splicing, and terminating electrical connections.

Product Selection							
Article No.	Part No.	Type	Width (W)		Color	Roll Length	Pkg. Qty.
			in.	(mm)			
<b>7.0 Mil PVC</b>							
904-00007	<b>ET330</b>	ET33	.75"	(19.05)	Black	33 ft/Roll	10 Rolls
904-00008	<b>ET660</b>	ET66	.75"	(19.05)	Black	66 ft/Roll	10 Rolls
<b>8.0 Mil PVC</b>							
904-00010	<b>ETCW660</b>	ETCW66	.75"	(19.05)	Black	66 ft/Roll	10 Rolls
<b>Butyl Rubber</b>							
904-0006	<b>ETSB6210</b>	ETSB	.75"	(19.05)	Black	21 ft/Roll	10 Rolls
<b>7.0 Mil PVC - Colors</b>							
904-00011	<b>ETST661</b>	ETST66	.75"	(19.05)	Brown	66 ft/Roll	10 Rolls
904-00012	<b>ETST6610</b>	ETST66	.75"	(19.05)	White	66 ft/Roll	10 Rolls
904-00014	<b>ETST662</b>	ETST66	.75"	(19.05)	Red	66 ft/Roll	10 Rolls
904-00016	<b>ETST663</b>	ETST66	.75"	(19.05)	Orange	66 ft/Roll	10 Rolls
904-00018	<b>ETST664</b>	ETST66	.75"	(19.05)	Yellow	66 ft/Roll	10 Rolls
904-00020	<b>ETST665</b>	ETST66	.75"	(19.05)	Green	66 ft/Roll	10 Rolls
904-00022	<b>ETST666</b>	ETST66	.75"	(19.05)	Blue	66 ft/Roll	10 Rolls
904-00024	<b>ETST667</b>	ETST66	.75"	(19.05)	Purple	66 ft/Roll	10 Rolls
904-00026	<b>ETST668</b>	ETST66	.75"	(19.05)	Gray	66 ft/Roll	10 Rolls

Dimensions are approximate and subject to technical changes.

Use **Part No.** for ordering and **Type** for specification.

Material Data					
Product Type and Material	Thickness	Technical	Operating Temperature	Description	Agency Approvals
ET & ETST (PVC)	7.0 mil	Adhesion: 16 oz./inch Tensile Strength: 15.4 lbs./inch Elongation: 180% Breakdown Voltage: 7,800 V	+20 °F to 176°F (-7 °C to +80 °C)	A heavy duty vinyl tape which is ideal for general purpose applications.	U.L. Listed, Meets U.L. 510, Meets Mil-Std. Mil - 1-7798-A
ETCW (PVC)	8.0 mil	Adhesion: 17 oz./inch Tensile Strength: 20 lbs./inch Elongation: 200% Breakdown Voltage: 8,600 V	0 °F to +194 °F (-18 °C to +90 °C)	A heavy duty vinyl tape which is ideal for cold weather installations and "weather resistant" for outdoor installations.	U.L. Listed, Meets U.L. 510, Meets Mil-Std. Mil - 1-24391-A
ETSB (Butyl Rubber)	20 mil	Adhesion: n/a Tensile Strength: n/a Elongation: 600% Breakdown Voltage: 14,000 V	-14 °F to +176 °F (-26 °C to +80 °C)	A self-bonding butyl rubber tape which provides void-free insulation over irregular surfaces, such as splices. Outstanding self-bonding properties.	U.L. Listed, Meets ASTM D-119



Snapper Hose Clamps .....169-174  
Screw Mount Cable Clamps .....175-177  
Adhesive Cable Clamps .....178-179  
Flat Ribbon Cable Clamps .....180  
Nail Clips .....181



## Snapper Hose Clamps

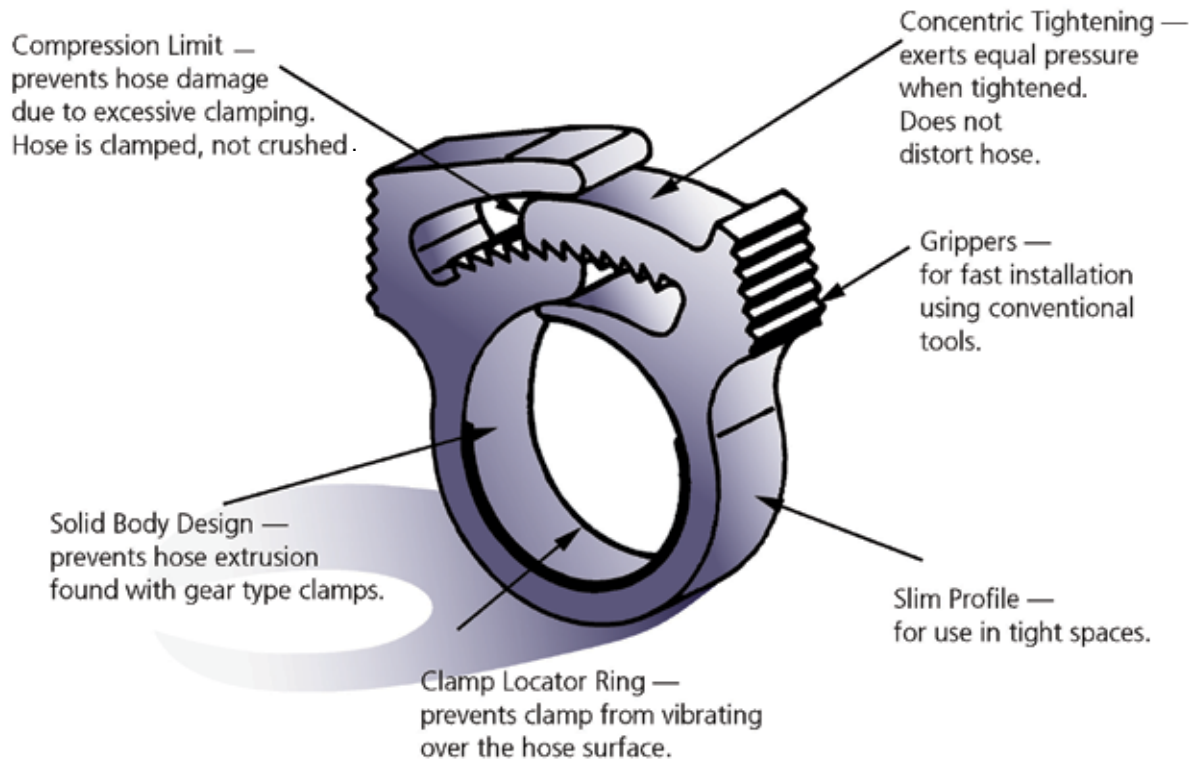
HellermannTyton's Snapper is a lightweight, corrosion resistant hose clamp manufactured from high performance, thermoplastic materials selected to work well in a variety of diverse environments. A quick, ratchet closure provides for reduced application time and allows for application after connection of the hose. Release is achieved by initiating opposed lateral movement of the ratchet ends. Heat stabilized materials are available for high temperature, motor and under-hood applications. Snappers are also stable in a wide variety of chemicals including salts, bases, alcohols, ethers, detergents, gasoline, lubricating oils, and greases.



The Snapper is available in 32 standard sizes ranging from 1/4" to 4-1/2" ID. Snappers are manufactured in white polyacetal and black polyamide 6.6 glass filled impact modified heat stabilized material. Custom designed and different colored or shaped Snappers are available based upon applications and volume requirements.

### Snapper Clamp Features

- Will not rust or corrode
- Installation and removal can be five times faster than conventional clamps
- Completely reusable
- Safety engineered
- No protruding band or cluster
- Can be installed with hose in place
- Will not damage hose
- One hand installation for tight places



### Snapper Hose Clamp Applications



Snapper clamp selection will vary with hose thickness and fitting sizes. End use testing is recommended to determine the actual size needed for each application.

#### Snapper Clamp Applications

Snapper hose clamps are used in a variety of markets and diverse applications.

- Automotive
- Air Lines
- Pumps
  
- Marine
- Drain Lines
- Sprayers
  
- Truck
- Water Lines
- Fuel Lines
  
- Heavy Equipment
- Sprinkler Systems
- Garden Hoses
  
- Many more hose and tubing applications

Double Braid Utility Hoses		Clear Vinyl Tubing		Neoprene Hoses		Fuel Line Hoses	
Diameter	Product	(I.D.) - (O.D.)	Product	Diameter	Product	Diameter	Product
1/4"	Snapper 8	3/16" - 5/16"	Snapper 1.5	1/8"	Snapper 1.5	1/4"	Snapper 6
3/8"	Snapper 12	1/4" - 3/8"	Snapper 4	3/16"	Snapper 2	5/8"	Snapper 8
1/2"	Snapper 19	5/16" - 7/16"	Snapper 6	9/32"	Snapper 8	3/8"	Snapper 12
5/8"	Snapper 22	3/8" - 1/2"	Snapper 8	3/8"	Snapper 12		
3/4"	Snapper 28	1/2" - 5/8"	Snapper 12	Garden Hoses		Heater Hoses	
1"	Snapper 33/34	5/8" - 7/8"	Snapper 19	1/2"	Snapper 14	1/2"	Snapper 18
1-1/4"	Snapper 38	3/4" - 1"	Snapper 24	5/8"	Snapper 18	5/8"	Snapper 19
1-1/2"	Snapper 50	1" - 1-1/4"	Snapper 32	3/4"	Snapper 32	3/8"	Snapper 24

### Snapper Hose Clamp Tools

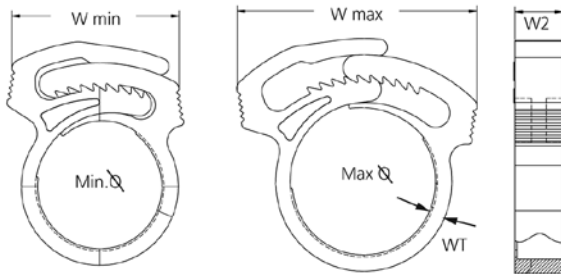
Snapper installation tools are available in both pneumatic and mechanical versions. They are specifically developed to increase reliability, reduce operator fatigue and installation time.



Product Selection			Tool Description			
Article No.	Part No.	Type	Type	Use	Stroke	Snapper Range
191-00010	<b>PHSNP2-36</b>	PHSNP2-36	Pneumatic	Production	Horizontal	2-36
191-00012	<b>PHSNP38-100</b>	PHSNP38-100				38-100
191-00014	<b>PSNP2-22</b>	PSNP2-22			Vertical	2-22
191-00019	<b>PSNP24-70</b>	PSNP24-70	Mechanical	Production	Vertical	24-70
191-02220	<b>ASNP2-22</b>	ASNP2-22				2-22
191-24700	<b>ASNP24-70</b>	ASNP24-70			Vertical	24-70
191-01700	<b>MSNP1-70</b>	MSNP1-70		Maintenance/ Removal	Vertical	1-70

Use **Part No.** for ordering and **Type** for specification purposes.

## Snapper Hose Clamps Polyamide 6.6 Glass Filled Impact Modified Heat Stabilized



## Material Data

Material	<b>Polyamide 6.6 glass filled impact modified heat stabilized (PA66GF13%)</b>
Operating Temperature	<b>-40 °F to +221 °F (-40 °C to +105 °C)</b>
Color	<b>Black</b>
Flammability	<b>UL94 HB</b>

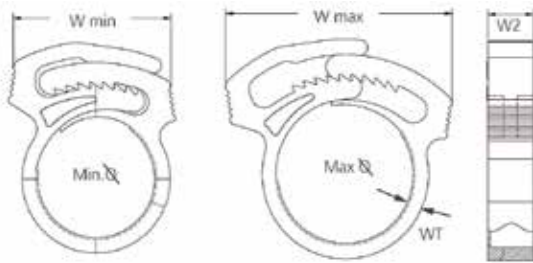


## Product Selection

Article No.	Part No.	Type	Min. Ø	Max. Ø	Width (W2)	Wall Thickness (WT)	Width (W) Min.	Width (W) Max.	Pkg. Qty.
					in. (mm)	in. (mm)	in. (mm)	in. (mm)	
192-10010	SNP1GHS0C2	SNP1	0.233 " (5.928)	0.262 " (6.643)	0.149" (3.838)	0.04 " (1.01)	0.323" (8.181)	0.456" (11.615)	100
190-00019	SNP1GHS0M4		0.233 " (5.928)	0.262 " (6.643)	0.149" (3.838)	0.04 " (1.01)	0.323" (8.181)	0.456" (11.615)	1000
190-00029	SNP1.25GHS0C2	SNP1.25	0.275 " (6.95)	0.297 " (7.563)	0.15" (3.838)	0.042 " (1.111)	0.408" (10.403)	0.491" (12.423)	100
190-00030	SNP1.25GHS0M4		0.275 " (6.95)	0.297 " (7.563)	0.15" (3.838)	0.042 " (1.111)	0.408" (10.403)	0.491" (12.423)	1000
190-00251	SNP1.5GHS0C2	SNP1.5	0.314 " (7.972)	0.35 " (8.891)	0.147" (3.737)	0.055 " (1.414)	0.414" (10.504)	0.593" (15.049)	100
190-00035	SNP1.5GHS0M4		0.314 " (7.972)	0.35 " (8.891)	0.147" (3.737)	0.055 " (1.414)	0.414" (10.504)	0.593" (15.049)	1000
192-10020	SNP2GHS0C2	SNP2	0.359 " (9.096)	0.403 " (10.22)	0.233" (5.959)	0.068 " (1.717)	0.477" (12.12)	0.679" (17.271)	100
190-00098	SNP2GHS0M4		0.359 " (9.096)	0.403 " (10.22)	0.233" (5.959)	0.068 " (1.717)	0.477" (12.12)	0.679" (17.271)	1000
190-00132	SNP3GHS0C2	SNP3	0.396 " (10.016)	0.45 " (11.446)	0.234" (5.959)	0.07 " (1.818)	0.567" (14.342)	0.805" (20.402)	100
190-00134	SNP3GHS0M4		0.396 " (10.016)	0.45 " (11.446)	0.234" (5.959)	0.07 " (1.818)	0.567" (14.342)	0.805" (20.402)	1000
192-10040	SNP4GH0C2	SNP4	0.413 " (10.527)	0.462 " (11.753)	0.235" (5.959)	0.067 " (1.717)	0.529" (13.433)	0.756" (19.19)	100
190-00167	SNP4GHS0M4		0.413 " (10.527)	0.462 " (11.753)	0.235" (5.959)	0.067 " (1.717)	0.529" (13.433)	0.756" (19.19)	1000
192-10060	SNP6GHS0C2	SNP6	0.459 " (11.651)	0.522 " (13.286)	0.235" (5.959)	0.07 " (1.818)	0.578" (14.645)	0.846" (21.513)	100
190-00186	SNP6GHS0M4		0.459 " (11.651)	0.522 " (13.286)	0.235" (5.959)	0.07 " (1.818)	0.578" (14.645)	0.846" (21.513)	1000
192-10070	SNP7GHS0C2	SNP7	0.463 " (11.753)	0.558 " (14.206)	0.235" (5.959)	0.07 " (1.818)	0.653" (16.564)	0.981" (24.947)	100
190-00202	SNP7GHS0M4		0.463 " (11.753)	0.558 " (14.206)	0.235" (5.959)	0.07 " (1.818)	0.653" (16.564)	0.981" (24.947)	1000
192-10080	SNP8GHS0C2	SNP8	0.524 " (13.286)	0.599 " (15.228)	0.233" (5.959)	0.07 " (1.818)	0.653" (16.564)	0.981" (24.947)	100
190-00222	SNP8GHS0M4		0.524 " (13.286)	0.599 " (15.228)	0.233" (5.959)	0.07 " (1.818)	0.653" (16.564)	0.981" (24.947)	1000
192-10100	SNP10GHS0C2	SNP10	0.582 " (14.819)	0.664 " (16.863)	0.235" (5.959)	0.069 " (1.717)	0.682" (17.372)	1.038" (26.361)	100
190-00043	SNP10GHS0M4		0.582 " (14.819)	0.664 " (16.863)	0.235" (5.959)	0.069 " (1.717)	0.682" (17.372)	1.038" (26.361)	1000
190-00254	SNP12AGHS0C2	SNP12A	.626 " (15.9)	.716 " (18.2)	.233" (5.92)	.070 " (1.78)	.816" (20.7)	1.172" (29.8)	100
190-00255	SNP12AGHS0M4		.626 " (15.9)	.716 " (18.2)	.233" (5.92)	.070 " (1.78)	.816" (20.7)	1.172" (29.8)	1000
190-00300	SNP14AGHS0C2	SNP14A	0.729 " (18.52)	0.827 " (21.01)	0.234" (5.94)	0.070 " (1.78)	0.823" (20.9)	1.185" (30.1)	100
190-00301	SNP14AGHS0M4		0.729 " (18.52)	0.827 " (21.01)	0.234" (5.94)	0.070 " (1.78)	0.823" (20.9)	1.185" (30.1)	1000
192-10160	SNP16GHS0C2	SNP16	0.776 " (19.735)	0.867 " (21.973)	0.234" (5.959)	0.068 " (1.717)	0.795" (20.2)	1.222" (31.209)	100
190-00076	SNP16GHS0M4		0.776 " (19.735)	0.867 " (21.973)	0.234" (5.959)	0.068 " (1.717)	0.795" (20.2)	1.222" (31.209)	1000
190-00258	SNP18AGHS0C2	SNP18A	.802 " (20.4)	.940 " (23.9)	.240" (6.1)	.070 " (1.78)	.958" (24.3)	1.418" (36)	100
190-00259	SNP18AGHS0M4		.802 " (20.4)	.940 " (23.9)	.240" (6.1)	.070 " (1.78)	.958" (24.3)	1.418" (36)	1000

Dimensions are approximate and subject to technical changes. Use **Part No.** for ordering and **Type** for specification purposes. Snapper performance varies on application and environmental factors; end use testing is highly recommended.

## Snapper Hose Clamps Polyamide 6.6 Glass Filled Impact Modified Heat Stabilized *continued*



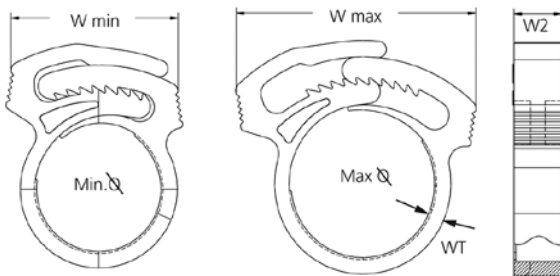
Material Data	
Material	<b>Polyamide 6.6 glass filled impact modified heat stabilized (PA66GF13%)</b>
Operating Temperature	<b>-40 °F to +221 °F (-40 °C to +105 °C)</b>
Color	<b>Black</b>
Flammability	<b>UL94 HB</b>



Product Selection									
Article No.	Part No.	Type	Min. Ø	Max. Ø	Width (W2)	Wall Thickness (WT)	Width (W) Min.	Width (W) Max.	Pkg. Qty.
					in. (mm)	in. (mm)	in. (mm)	in. (mm)	
190-00090	<b>SNP19GHS0C2</b>	SNP19	0.878 " (22.28)	1.011 " (25.652)	0.234" (5.959)	0.071 " (1.818)	0.908"(23.028)	1.423" (36.158)	100
190-00093	<b>SNP19GHS0M4</b>		0.878 " (22.28)	1.011 " (25.652)	0.234" (5.959)	0.071 " (1.818)	0.908"(23.028)	1.423" (36.158)	1000
192-10220	<b>SNP22GHS0C2</b>	SNP22	0.948 " (24.119)	1.096 " (27.798)	0.236" (5.959)	0.071 " (1.818)	0.941"(23.937)	1.488" (37.774)	100
190-00111	<b>SNP22GHS0M4</b>		0.948 " (24.119)	1.096 " (27.798)	0.236" (5.959)	0.071 " (1.818)	0.941"(23.937)	1.488" (37.774)	1000
192-10240	<b>SNP24GHS0C2</b>	SNP24	1.007 " (25.55)	1.16 " (29.434)	0.295" (7.474)	0.07 " (1.818)	0.973"(24.745)	1.538" (39.087)	100
190-00119	<b>SNP24GHS0H4</b>		1.007 " (25.55)	1.16 " (29.434)	0.295" (7.474)	0.07 " (1.818)	0.973"(24.745)	1.538" (39.087)	500
190-00127	<b>SNP28GHS0C2</b>	SNP28	1.148 " (29.127)	1.325 " (33.624)	0.291" (7.373)	0.069 "(1.717)	1.018"(25.856)	1.647" (41.814)	100
190-00128	<b>SNP28GHS0H4</b>		1.148 " (29.127)	1.325 " (33.624)	0.291" (7.373)	0.069 "(1.717)	1.018"(25.856)	1.647" (41.814)	500
192-10320	<b>SNP32GHS0K2</b>	SNP32	1.245 " (31.58)	1.436 " (36.485)	0.29" (7.373)	0.069 "(1.717)	1.075" (27.27)	1.741" (44.238)	50
190-00140	<b>SNP32GHS0H4</b>		1.245 " (31.58)	1.436 " (36.485)	0.29" (7.373)	0.069 "(1.717)	1.075" (27.27)	1.741" (44.238)	500
190-00244	<b>SNP33GHS0K2</b>	SNP33	1.311 " (33.317)	1.63 " (41.391)	0.293" (7.474)	0.068 "(1.717)	1.58" (9.797)	2.542" (64.539)	50
190-00148	<b>SNP33GHS0H4</b>		1.311 " (33.317)	1.63 " (41.391)	0.293" (7.474)	0.068 "(1.717)	1.58" (9.797)	2.542" (64.539)	500
190-00149	<b>SNP34GHS0K2</b>	SNP34	1.367 " (34.748)	1.6 " (40.676)	0.295" (7.474)	0.069 "(1.717)	1.198"(30.401)	1.986" (50.399)	50
190-00150	<b>SNP34GHS0H4</b>		1.367 " (34.748)	1.6 " (40.676)	0.295" (7.474)	0.069 "(1.717)	1.198"(30.401)	1.986" (50.399)	500
192-10360	<b>SNP36GHS0K2</b>	SNP36	1.504 " (38.223)	1.762 " (44.764)	0.29" (7.373)	0.068 "(1.717)	1.274" (32.32)	2.113" (53.631)	50
190-00158	<b>SNP36GHS0H4</b>		1.504 " (38.223)	1.762 " (44.764)	0.29" (7.373)	0.068 "(1.717)	1.274" (32.32)	2.113" (53.631)	500
192-10380	<b>SNP38GHS0K2</b>	SNP38	1.629 " (41.391)	1.903 " (48.341)	0.294" (7.474)	0.069 "(1.717)	1.362"(34.643)	2.261" (57.469)	50
190-00163	<b>SNP38GHS0H4</b>		1.629 " (41.391)	1.903 " (48.341)	0.294" (7.474)	0.069 "(1.717)	1.362"(34.643)	2.261" (57.469)	500
191-00005	<b>SNP42NGHS0K2</b>	SNP42N	1.768 " (44.866)	2.054 " (52.224)	0.358" (9.09)	0.069 "(1.717)	1.383"(35.148)	2.325" (59.085)	50
191-00008	<b>SNP42NGHS0C2</b>		1.768 " (44.866)	2.054 " (52.224)	0.358" (9.09)	0.069 "(1.717)	1.383"(35.148)	2.325" (59.085)	100
192-10500	<b>SNP50GHS0C2</b>	SNP50	2.042 " (51.92)	2.327 " (59.07)	0.294" (7.474)	0.068 "(1.717)	1.425"(36.158)	2.364" (60.095)	100
190-00197	<b>SNP60GHS0C2</b>	SNP60	2.308 " (58.66)	2.639 " (67.04)	0.294" (7.474)	0.068 "(1.717)	1.463"(38.481)	2.585" (65.65)	100
190-00209	<b>SNP70GHS0C2</b>	SNP70	2.562 " (65.10)	2.961 " (75.22)	0.374" (9.494)	0.078 " (2.02)	1.834"(46.561)	3.02" (76.659)	100
190-00215	<b>SNP76GHS0C2</b>	SNP76	2.901 " (73.69)	3.276 " (83.19)	0.391" (9.898)	0.067 "(1.717)	1.704"(43.329)	2.862" (72.72)	100
190-00229	<b>SNP80GHS0C2</b>	SNP80	3.224 " (81.86)	3.600 " (91.47)	0.453" (11.514)	0.101 "(2.525)	1.913"(48.581)	3.171" (80.598)	100
190-00249	<b>SNP90GHS0C2</b>	SNP90	3.583 " (91.06)	4.008 " (101.79)	0.389" (9.898)	0.068 "(1.717)	1.936"(49.187)	3.236" (82.214)	100
192-11000	<b>SNP100GHS0X2</b>	SNP100	3.956 " (100.46)	4.491 " (114.06)	0.398" (10.1)	0.099 "(2.424)	2.068"(52.52)	3.543" (89.991)	25
190-00053	<b>SNP101GHS0X2</b>	SNP101	4.121 " (104.65)	4.718 " (119.88)	0.446" (11.312)	0.099 "(2.525)	2.426" (61.61)	4.261"(108.272)	25

Dimensions are approximate and subject to technical changes. Use **Part No.** for ordering and **Type** for specification purposes. Snapper performance varies on application and environmental factors; end use testing is highly recommended.

## Snapper Hose Clamps Polyacetal (POM)



## Material Data

Material	<b>Polyacetal (POM)</b>
Operating Temperature	<b>-40 °F to +185 °F (-40 °C to +85 °C)</b>
Color	<b>White</b>
Flammability	<b>UL94 HB</b>



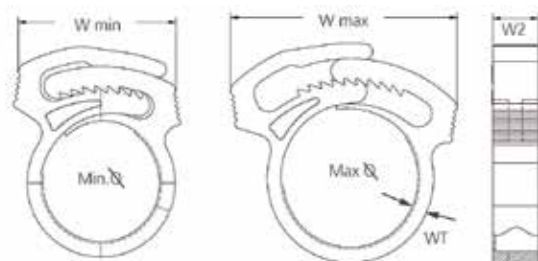
## Product Selection

Article No.	Part No.	Type	Min. Ø	Max. Ø	Width (W2)	Wall Thickness (WT)	Width (W) Min.	Width (W) Max.	Pkg. Qty.
					in. (mm)	in. (mm)	in. (mm)	in. (mm)	
190-00022	<b>SNP110C2</b>	SNP1	0.228 " (5.8)	0.256 " (6.5)	0.148" (3.8)	0.04 " (1)	0.32" (8.1)	0.451" (11.5)	100
190-00023	<b>SNP110M4</b>		0.228 " (5.8)	0.256 " (6.5)	0.148" (3.8)	0.04 " (1)	0.32" (8.1)	0.451" (11.5)	1000
190-00027	<b>SNP1.2510C2</b>	SNP1.25	0.269 " (6.8)	0.291 " (7.4)	0.149" (3.8)	0.042 " (1.1)	0.404" (10.3)	0.486" (12.3)	100
190-00028	<b>SNP1.2510M4</b>		0.269 " (6.8)	0.291 " (7.4)	0.149" (3.8)	0.042 " (1.1)	0.404" (10.3)	0.486" (12.3)	1000
190-00033	<b>SNP1.510C2</b>	SNP1.5	0.307 " (7.8)	0.342 " (8.7)	0.146" (3.7)	0.054 " (1.4)	0.41" (10.4)	0.587" (14.9)	100
190-00034	<b>SNP1.510M4</b>		0.307 " (7.8)	0.342 " (8.7)	0.146" (3.7)	0.054 " (1.4)	0.41" (10.4)	0.587" (14.9)	1000
190-00101	<b>SNP210C2</b>	SNP2	0.351 " (8.9)	0.394 " (10)	0.231" (5.9)	0.067 " (1.7)	0.472" (12)	0.672" (17.1)	100
190-00102	<b>SNP210M4</b>		0.351 " (8.9)	0.394 " (10)	0.231" (5.9)	0.067 " (1.7)	0.472" (12)	0.672" (17.1)	1000
190-00135	<b>SNP310C2</b>	SNP3	0.387 " (9.8)	0.44 " (11.2)	0.232" (5.9)	0.069 " (1.8)	0.561" (14.2)	0.797" (20.2)	100
190-00136	<b>SNP310M4</b>		0.387 " (9.8)	0.44 " (11.2)	0.232" (5.9)	0.069 " (1.8)	0.561" (14.2)	0.797" (20.2)	1000
190-00165	<b>SNP410C2</b>	SNP4	0.404 " (10.3)	0.452 " (11.5)	0.233" (5.9)	0.066 " (1.7)	0.524" (13.3)	0.749" (19)	100
190-00170	<b>SNP410M4</b>		0.404 " (10.3)	0.452 " (11.5)	0.233" (5.9)	0.066 " (1.7)	0.524" (13.3)	0.749" (19)	1000
190-00187	<b>SNP610C2</b>	SNP6	0.449 " (11.4)	0.511 " (13)	0.233" (5.9)	0.069 " (1.8)	0.572" (14.5)	0.838" (21.3)	100
190-00190	<b>SNP610M4</b>		0.449 " (11.4)	0.511 " (13)	0.233" (5.9)	0.069 " (1.8)	0.572" (14.5)	0.838" (21.3)	1000
190-00204	<b>SNP710C2</b>	SNP7	0.453 " (11.5)	0.546 " (13.9)	0.233" (5.9)	0.069 " (1.8)	0.647" (16.4)	0.971" (24.7)	100
190-00206	<b>SNP710M4</b>		0.453 " (11.5)	0.546 " (13.9)	0.233" (5.9)	0.069 " (1.8)	0.647" (16.4)	0.971" (24.7)	1000
190-00224	<b>SNP810C2</b>	SNP8	0.513 " (13)	0.586 " (14.9)	0.231" (5.9)	0.069 " (1.8)	0.647" (16.4)	0.971" (24.7)	100
190-00226	<b>SNP810M4</b>		0.513 " (13)	0.586 " (14.9)	0.231" (5.9)	0.069 " (1.8)	0.647" (16.4)	0.971" (24.7)	1000
190-00045	<b>SNP1010C2</b>	SNP10	0.569 " (14.5)	0.65 " (16.5)	0.233" (5.9)	0.068 " (1.7)	0.675" (17.2)	1.028" (26.1)	100
190-00046	<b>SNP1010M4</b>		0.569 " (14.5)	0.65 " (16.5)	0.233" (5.9)	0.068 " (1.7)	0.675" (17.2)	1.028" (26.1)	1000
190-00252	<b>SNP12A10C2</b>	SNP12A	.615 " (15.62)	.704 " (17.88)	.233" (5.92)	.070 " (1.78)	.802" (20.37)	1.152" (29.26)	100
190-00253	<b>SNP12A10M4</b>		.615 " (15.62)	.704 " (17.88)	.233" (5.92)	.070 " (1.78)	.802" (20.37)	1.152" (29.26)	1000
190-00302	<b>SNP14A10C2</b>	SNP14A	0.714 " (18.4)	0.810 " (20.57)	0.233" (5.92)	0.069 " (1.75)	0.805" (20.45)	1.157" (29.39)	100
190-00303	<b>SNP14A10M4</b>		0.714 " (18.4)	0.810 " (20.57)	0.233" (5.92)	0.069 " (1.75)	0.805" (20.45)	1.157" (29.39)	1000
190-00077	<b>SNP1610C2</b>	SNP16	0.759 " (19.31)	0.848 " (21.5)	0.232" (5.9)	0.067 " (1.7)	0.787" (20)	1.21" (30.9)	100
190-00079	<b>SNP1610M4</b>		0.759 " (19.31)	0.848 " (21.5)	0.232" (5.9)	0.067 " (1.7)	0.787" (20)	1.21" (30.9)	1000
181-00256	<b>SNP18A10C2</b>	SNP18A	.790 " (20)	.933 " (23.7)	.239" (6.07)	.067 " (1.7)	.940" (23.9)	1.391" (35.3)	100
190-00257	<b>SNP18A10M4</b>		.790 " (20)	.933 " (23.7)	.239" (6.07)	.067 " (1.7)	.940" (23.9)	1.391" (35.3)	1000

Dimensions are approximate and subject to technical changes. Use **Part No.** for ordering and **Type** for specification purposes.

Acetal black is also available based upon minimum volume requirements. Snapper performance varies on application and environmental factors; end use testing is highly recommended.

## Snapper Hose Clamps Polyacetal (POM) *continued*



Material Data	
Material	<b>Polyacetal (POM)</b>
Operating Temperature	<b>-40 °F to +185 °F (-40 °C to +85 °C)</b>
Color	<b>White</b>
Flammability	<b>UL94 HB</b>



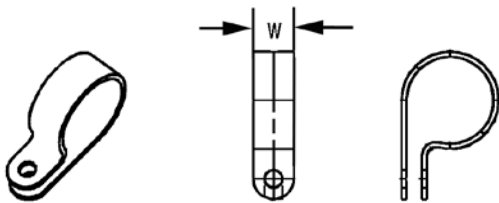
Product Selection		Type	Min. Ø	Max. Ø	Width (W2)	Wall Thickness (WT)	Width (W) Min.	Width (W) Max.	Pkg. Qty.
Article No.	Part No.				in. (mm)	in. (mm)	in. (mm)	in. (mm)	
190-0094	<b>SNP1910C2</b>	SNP19	0.859 " (21.8)	0.989 " (25.1)	0.232" (5.9)	0.07 " (1.8)	0.899" (22.8)	1.409" (35.8)	100
190-0095	<b>SNP1910M4</b>		0.859 " (21.8)	0.989 " (25.1)	0.232" (5.9)	0.07 " (1.8)	0.899" (22.8)	1.409" (35.8)	1000
190-0113	<b>SNP2210C2</b>	SNP22	0.928 " (23.6)	1.072 " (27.2)	0.234" (5.9)	0.07 " (1.8)	0.932" (23.7)	1.473" (37.4)	100
190-0114	<b>SNP2210M4</b>		0.928 " (23.6)	1.072 " (27.2)	0.234" (5.9)	0.07 " (1.8)	0.932" (23.7)	1.473" (37.4)	1000
190-0121	<b>SNP2410C2</b>	SNP24	0.985 " (25)	1.135 " (28.8)	0.292" (7.4)	0.069 " (1.8)	0.963" (24.5)	1.523" (38.7)	100
190-0122	<b>SNP2410H4</b>		0.985 " (25)	1.135 " (28.8)	0.292" (7.4)	0.069 " (1.8)	0.963" (24.5)	1.523" (38.7)	500
190-0124	<b>SNP2810C2</b>	SNP28	1.123 " (28.5)	1.296 " (32.9)	0.288" (7.3)	0.068 " (1.7)	1.008" (25.6)	1.631" (41.4)	100
190-0125	<b>SNP2810H4</b>		1.123 " (28.5)	1.296 " (32.9)	0.288" (7.3)	0.068 " (1.7)	1.008" (25.6)	1.631" (41.4)	500
190-0142	<b>SNP3210K2</b>	SNP32	1.218 " (30.9)	1.405 " (35.7)	0.287" (7.3)	0.068 " (1.7)	1.064" (27)	1.724" (43.8)	50
190-0143	<b>SNP3210H4</b>		1.218 " (30.9)	1.405 " (35.7)	0.287" (7.3)	0.068 " (1.7)	1.064" (27)	1.724" (43.8)	500
190-0146	<b>SNP3310K2</b>	SNP33	1.283 " (32.6)	1.595 " (40.5)	0.29" (7.4)	0.067 " (1.7)	1.564" (9.7)	2.517" (63.9)	50
190-0147	<b>SNP3310H4</b>		1.283 " (32.6)	1.595 " (40.5)	0.29" (7.4)	0.067 " (1.7)	1.564" (9.7)	2.517" (63.9)	500
190-0151	<b>SNP3410K2</b>	SNP34	1.338 " (34)	1.566 " (39.8)	0.292" (7.4)	0.068 " (1.7)	1.186" (30.1)	1.966" (49.9)	50
190-0152	<b>SNP3410H4</b>		1.338 " (34)	1.566 " (39.8)	0.292" (7.4)	0.068 " (1.7)	1.186" (30.1)	1.966" (49.9)	500
190-0157	<b>SNP3610K2</b>	SNP36	1.472 " (37.4)	1.724 " (43.8)	0.287" (7.3)	0.067 " (1.7)	1.261" (32)	2.092" (53.1)	50
190-0156	<b>SNP3610H4</b>		1.472 " (37.4)	1.724 " (43.8)	0.287" (7.3)	0.067 " (1.7)	1.261" (32)	2.092" (53.1)	500
190-0162	<b>SNP3810K2</b>	SNP38	1.594 " (40.5)	1.862 " (47.3)	0.291" (7.4)	0.068 " (1.7)	1.349" (34.3)	2.239" (56.9)	50
190-0245	<b>SNP3810H4</b>		1.594 " (40.5)	1.862 " (47.3)	0.291" (7.4)	0.068 " (1.7)	1.349" (34.3)	2.239" (56.9)	500
190-0247	<b>SNP42N10K2</b>	SNP42N	1.73 " (43.9)	2.01 " (51.1)	0.354" (9)	0.068 " (1.7)	1.369" (34.8)	2.302" (58.5)	50
190-0246	<b>SNP42N10C2</b>		1.73 " (43.9)	2.01 " (51.1)	0.354" (9)	0.068 " (1.7)	1.369" (34.8)	2.302" (58.5)	100
190-0248	<b>SNP5010C2</b>	SNP50	1.999 " (50.8)	2.277 " (57.8)	0.291" (7.4)	0.067 " (1.7)	1.411" (35.8)	2.341" (59.5)	100
190-0196	<b>SNP6010C2</b>	SNP60	2.259 " (57.4)	2.582 " (65.6)	0.291" (7.4)	0.067 " (1.7)	1.449" (38.1)	2.559" (65)	100
190-0212	<b>SNP7010C2</b>	SNP70	2.507 " (63.7)	2.897 " (73.6)	0.37" (9.4)	0.077 " (2)	1.816" (46.1)	2.99" (75.9)	100
190-0217	<b>SNP7610C2</b>	SNP76	2.839 " (72.1)	3.206 " (81.4)	0.387" (9.8)	0.066 " (1.7)	1.687" (42.9)	2.834" (72)	100
190-0231	<b>SNP8010C2</b>	SNP80	3.155 " (80.1)	3.523 " (89.5)	0.449" (11.4)	0.1 " (2.5)	1.894" (48.1)	3.14" (79.8)	100
190-0233	<b>SNP9010C2</b>	SNP90	3.506 " (89.1)	3.922 " (99.6)	0.385" (9.8)	0.067 " (1.7)	1.917" (48.7)	3.204" (81.4)	100
190-0052	<b>SNP10010X2</b>	SNP100	3.871 " (98.3)	4.395 " (111.6)	0.394" (10)	0.098 " (2.4)	2.048" (52)	3.508" (89.1)	25
190-0250	<b>SNP10110X2</b>	SNP101	4.033 " (102.4)	4.617 " (117.3)	0.442" (11.2)	0.098 " (2.5)	2.402" (61)	4.219" (107.2)	25

Dimensions are approximate and subject to technical changes. Use **Part No.** for ordering and **Type** for specification purposes.

## Clamps and Clips

### P Clamps

HellermannTyton's P clamps are designed for locating wires, cables, and components in instruments, appliances, and electrical apparatus. These injection molded clamps are used for both internal and external installations. The inside edges are radiused to prevent cutting into cable insulation.



Material Data	
Material	<b>Polyamide 6.6 heat stabilized (PA66HS)</b>
Color	<b>Black</b>
Operating Temperature	<b>-40 °F to +221 °F (-40 °C to +105 °C)</b>
Flammability	<b>UL94 V2</b>



#### Product Selection

Article No.	Part No.	Type	Max. Ø Bundle		Width (W)		Mounting Hole Centers		Mounting Hole Ø		Radius		Pkg. Qty.
			in. (mm)	in. (mm)	in. (mm)	in. (mm)	in. (mm)	in. (mm)	in. (mm)	in. (mm)			
211-60000	<b>211-60000</b>	H1P	.125" (3.2)	.393" (10.0)	.3346" (8.5)	.1654" (4.2)	.01969" (0.5)	100					
211-60010	<b>211-60010</b>	H1P	.125" (3.2)	.393" (10.0)	.3346" (8.5)	.1654" (4.2)	.01969" (0.5)	1000					
211-60001	<b>211-60001</b>	H2P	.196" (5.0)	.3937" (10.0)	.375" (9.5)	.1654" (4.2)	.03937" (1.0)	100					
211-60020	<b>211-60020</b>	H2P	.196" (5.0)	.3937" (10.0)	.375" (9.5)	.1654" (4.2)	.03937" (1.0)	1000					
211-60002	<b>211-60002</b>	H3P	.255" (6.5)	.3937" (10.0)	.3937" (10.0)	.1654" (4.2)	.03937" (1.0)	100					
211-60040	<b>211-60040</b>	H3P	.255" (6.5)	.3937" (10.0)	.3937" (10.0)	.1654" (4.2)	.03937" (1.0)	1000					
211-60003	<b>211-60003</b>	H4P	.314" (8.0)	.3937" (10.0)	.3937" (10.0)	.1654" (4.2)	.03937" (1.0)	100					
211-60050	<b>211-60050</b>	H4P	.314" (8.0)	.3937" (10.0)	.3937" (10.0)	.1654" (4.2)	.03937" (1.0)	1000					
211-60005	<b>211-60005</b>	H6P	.433" (11.0)	.3937" (10.0)	.5118" (13.0)	.1654" (4.2)	.03937" (1.0)	100					
211-60061	<b>211-60061</b>	H6P	.433" (11.0)	.3937" (10.0)	.5118" (13.0)	.1654" (4.2)	.03937" (1.0)	1000					
211-60006	<b>211-60006</b>	H7P	.492" (12.5)	.3937" (10.0)	.5512" (14.0)	.1654" (4.2)	.05906" (1.5)	100					
211-60078	<b>211-60078</b>	H7P	.492" (12.5)	.3937" (10.0)	.5512" (14.0)	.1654" (4.2)	.05906" (1.5)	1000					
211-60007	<b>211-60007</b>	H8P	.55" (14.0)	.3937" (10.0)	.5906" (15.0)	.1654" (4.2)	.05906" (1.5)	100					
211-60090	<b>211-60090</b>	H8P	.55" (14.0)	.3937" (10.0)	.5906" (15.0)	.1654" (4.2)	.05906" (1.5)	1000					
211-60008	<b>211-60008</b>	H9P	.629" (16.0)	.3937" (10.0)	.63" (16.0)	.1654" (4.2)	.05906" (1.5)	1000					
211-60009	<b>211-60009</b>	H10P	.688" (17.5)	.3937" (10.0)	.6693" (17.0)	.1654" (4.2)	.05906" (1.5)	1000					
211-60120	<b>211-60120</b>	H11P	.748" (19.0)	.3937" (10.0)	.7087" (18.0)	.1654" (4.2)	.07874" (2.0)	1000					
211-60140	<b>211-60140</b>	H13P	.866" (22.0)	.4724" (12.0)	.8071" (20.5)	.2047" (5.2)	.07874" (2.0)	1000					
211-60160	<b>211-60160</b>	H15P	1.003" (25.5)	.4724" (12.0)	.9055" (23.0)	.2047" (5.2)	.09843" (2.5)	1000					

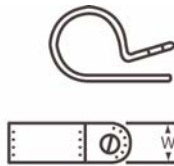
Dimensions are approximate and subject to technical changes. Use **Part No.** for ordering and **Type** for specification purposes.



## T Clamps

### T3 Series

T Series clamps are injection molded and designed for applications in electronics, automotive, aircraft, and appliance industries. The T3 series has a 3/8" wide contact area. All contact edges have a full radius for product protection, and sizes are clearly marked on each clamp.



Material Data	
Material	<b>Polyamide 6.6 (PA66)</b>
Operating Temperature	<b>-40 °F to +185 °F (-40 °C to +85 °C)</b>
Flammability	<b>UL94 V2</b>



**UL**  
US  
File# E64139

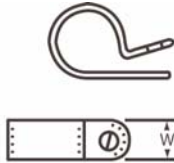
Product Selection		Type	Max. Ø Bundle	Width (W)	Mounting Hole Centers	Wall Thickness	Color	Pkg. Qty.
Article No.	Part No.		in. (mm)	in. (mm)	in. (mm)	in. (mm)		
<b>T Clamps - T3 Series</b>								
211-00132	<b>T3D012510M4</b>	T3D0125	.125"	.375"	.329"	.050"	White	1000
211-00131	<b>T3D01250M4</b>	T3D0125	(3.2)	(9.5)	(8.4)	(1.3)	Black	1000
211-00158	<b>T3D018710M4</b>	T3D0187	.188"	.375"	.430"	.050"	White	1000
211-00133	<b>T3D01870M4</b>	T3D0187	(4.7)	(9.5)	(10.9)	(1.3)	Black	1000
211-00135	<b>T3D025010M4</b>	T3D0250	.250"	.375"	.410"	.050"	White	1000
211-00134	<b>T3D02500M4</b>	T3D0250	(6.3)	(9.5)	(10.4)	(1.3)	Black	1000
211-00137	<b>T3D031210M4</b>	T3D0312	.313"	.375"	.495"	.050"	Black	1000
211-00136	<b>T3D03120M4</b>	T3D0312	(7.9)	(9.5)	(12.6)	(1.3)	Black	1000
211-00139	<b>T3D037510M4</b>	T3D0375	.375"	.375"	.595"	.050"	White	1000
211-00138	<b>T3D03750M4</b>	T3D0375	(9.5)	(9.5)	(15.1)	(1.3)	Black	1000
211-00140	<b>T3D043710M4</b>	T3D0437	.438"	.375"	.574"	.050"	White	1000
211-00146	<b>T3D04370M4</b>	T3D0437	(11.1)	(9.5)	(14.6)	(1.3)	Black	1000
211-00141	<b>T3D050010M4</b>	T3D0500	.500"	.375"	.605"	.050"	White	1000
211-00142	<b>T3D05000M4</b>	T3D0500	(12.7)	(9.5)	(15.4)	(1.3)	Black	1000
211-00143	<b>T3D056210M4</b>	T3D0562	.563"	.375"	.606"	.050"	White	1000
211-00159	<b>T3D05620M4</b>	T3D0562	(14.3)	(9.5)	(15.4)	(1.3)	Black	1000
211-00145	<b>T3D062510M4</b>	T3D0625	.625"	.375"	.678"	.050"	White	1000
211-00144	<b>T3D06250M4</b>	T3D0625	(15.8)	(9.5)	(17.2)	(1.3)	Black	1000

Dimensions are approximate and subject to technical changes. Use **Part No.** for ordering and **Type** for specification purposes.

## T Clamps

### T5 Series

T Series clamps are injection molded and designed for applications in electronics, automotive, aircraft, and appliance industries. The T5 series provides a full 1/2" wide contact area. All contact edges have a full radius for product protection, and sizes are clearly marked on each clamp.



Material Data	
Material	Polyamide 6.6 (PA66)
Operating Temperature	-40 °F to +185 °F (-40 °C to +85 °C)
Flammability	UL94 V2



**UL**  
US  
File# E64139

Product Selection			Max. Ø Bundle	Width (W)	Mounting Hole Centers	Wall Thickness		
Article No.	Part No.	Type	in. (mm)	in. (mm)	in. (mm)	in. (mm)	Color	Pkg. Qty.
<b>T Clamps - T5 Series</b>								
211-00117	<b>T5D012510M4</b>	T5D0125	.125" (3.2)	.500" (12.7)	.315" (9.1)	.050" (1.3)	White	1000
211-00129	<b>T5D01250M4</b>	T5D0125					Black	1000
211-00118	<b>T5D018710M4</b>	T5D0187	.188" (4.7)	.500" (12.7)	.425" (10.8)	.050" (1.3)	White	1000
211-00130	<b>T5D01870M4</b>	T5D0187					Black	1000
211-00109	<b>T5D025010M4</b>	T5D0250	.250" (6.3)	.500" (12.7)	.410" (11.7)	.050" (1.3)	White	1000
211-00123	<b>T5D02500M4</b>	T5D0250					Black	1000
211-00110	<b>T5D031210M4</b>	T5D0312	.313" (7.9)	.500" (12.7)	.500" (12.7)	.050" (1.3)	White	1000
211-00147	<b>T5D03120M4</b>	T5D0312					Black	1000
211-00111	<b>T5D037510M4</b>	T5D0375	.375" (9.5)	.500" (12.7)	.530" (13.4)	.050" (1.3)	White	1000
211-00124	<b>T5D03750M4</b>	T5D0375					Black	1000
211-00148	<b>T5D043710M4</b>	T5D0437	.438" (11.1)	.500" (12.7)	.560" (14.2)	.050" (1.3)	White	1000
211-00149	<b>T5D04370M4</b>	T5D0437					Black	1000
211-00112	<b>T5D050010M4</b>	T5D0500	.500" (12.7)	.500" (12.7)	.595" (15.1)	.050" (1.3)	White	1000
211-00125	<b>T5D05000M4</b>	T5D0500					Black	1000
211-00113	<b>T5D056210M4</b>	T5D0562	.563" (14.3)	.500" (12.7)	.606" (15.4)	.050" (1.3)	White	1000
211-00150	<b>T5D05620M4</b>	T5D0562					Black	1000
211-00114	<b>T5D062510M4</b>	T5D0625	.625" (15.8)	.500" (12.7)	.655" (16.6)	.050" (1.3)	White	1000
211-00126	<b>T5D06250M4</b>	T5D0625					Black	1000
211-00115	<b>T5D075010M4</b>	T5D0750	.750" (19.0)	.500" (12.7)	.780" (19.8)	.050" (1.3)	White	1000
211-00127	<b>T5D07500M4</b>	T5D0750					Black	1000
211-00116	<b>T5D087510H4</b>	T5D0875	.875" (22.2)	.500" (12.7)	.845" (21.4)	.050" (1.3)	White	500
211-00128	<b>T5D08750H4</b>	T5D0875					Black	500
211-00119	<b>T5D100010H4</b>	T5D1000	1.000" (25.4)	.500" (12.7)	.910" (23.1)	.050" (1.3)	White	500
211-00151	<b>T5D10000H4</b>	T5D1000					Black	500
211-00120	<b>T5D112510H4</b>	T5D1125	1.125" (125)	.500" (12.7)	.970" (24.6)	.050" (1.3)	White	500
211-00152	<b>T5D11250H4</b>	T5D1125					Black	500
211-00153	<b>T5D118710H4</b>	T5D1187	1.188" (30.1)	.500" (12.7)	1.000" (25.4)	.050" (1.3)	White	500
211-00154	<b>T5D11870H4</b>	T5D1187					Black	500
211-00121	<b>T5D125010F4</b>	T5D1250	1.250" (31.7)	.500" (12.7)	1.060" (26.9)	.050" (1.3)	White	250
211-00155	<b>T5D12500F4</b>	T5D1250					Black	250
211-00157	<b>T5D137510F4</b>	T5D1375	1.375" (34.9)	.500" (12.7)	1.125" (28.9)	.050" (1.3)	White	250
211-00156	<b>T5D13750F4</b>	T5D1375					Black	250
211-00122	<b>T5D150010F4</b>	T5D1500	1.500" (38.1)	.500" (12.7)	1.190" (30.2)	.050" (1.3)	White	250

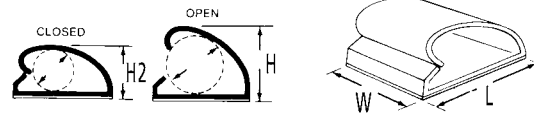
Dimensions are approximate and subject to technical changes. Use **Part No.** for ordering and **Type** for specification purposes.

## WAC Adhesive

WAC Adhesive clamps offer a fast, convenient, low cost method of routing wires and cables. The easy to install adhesive system eliminates the time and expense of drilling holes. Ideal for economical wire and cable retention applications. Extruded from PVC. For 0.5" to 1" bundles.

### Material Data

Material	<b>PVC (Polyvinylchloride)</b>
Color	<b>Gray</b>
Operating Temperature	<b>-20 °F to +150 °F (-28 °C to +65 °C)</b>
Flammability	<b>UL94 V0 (excluding adhesive)</b>



### Product Selection

Article No.	Part No.	Type	Min. Ø Bundle	Max. Ø Bundle	Length (L)	Width (W)	Height (H)	Height (H2)	Pkg. Qty.
			in. (mm)	in. (mm)	in. (mm)	in. (mm)	in. (mm)	in. (mm)	
151-00667	<b>151-00667</b>	WAC075	0.5" (12.7)	0.75" (19.1)	1.13" (28.7)	1" (25.4)	0.62" (15.75)	1.05" (26.7)	500
151-00668	<b>151-00668</b>	WAC100	0.75" (19.1)	1.0" (25.4)	1.5" (38.1)	1.25" (31.75)	0.85" (21.59)	1.39" (34.3)	500

Dimensions are approximate and subject to technical changes. Use **Part No.** for ordering and **Type** for specification purposes.

## RB Clips

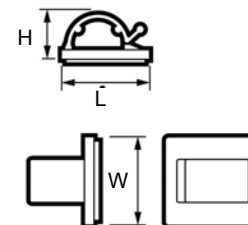
RB self-adhesive clips are ideal for cable and pipe bundles. Bundles are easily snapped into or out of clips. The RB clips suit diameters of 1/8", 5/16", and 1/2".



Adhesive clips come in pairs connected together on adhesive liner.

### Material Data

Material	<b>Polyamide 6.6 (PA66)</b>
Color	<b>Natural</b>
Operating Temperature	<b>-40 °F to +185 °F (-40 °C to +85 °C)</b>
Flammability	<b>UL94 V2 (excluding adhesive)</b>



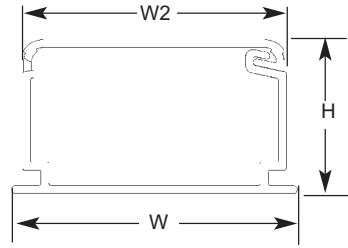

### Product Selection

Article No.	Part No.	Type	Max. Ø Bundle	Length (L)	Width (W)	Height (H)	Pkg. Qty.
			in. (mm)	in. (mm)	in. (mm)	in. (mm)	
151-14005	<b>RB5H4</b>	RB5	.1969" (5.0)	.75" (19.0)	.75" (19.0)	.24" (6.0)	500
151-13608	<b>RB8L4</b>	RB8	.315" (8.0)	1" (25.0)	1" (25.0)	.45" (11.5)	200
151-00506	<b>RB14L4</b>	RB14	.5512" (14.0)	1.307" (33.2)	1.079" (27.4)	.63" (16.0)	200

Dimensions are approximate and subject to technical changes. Use **Part No.** for ordering and **Type** for specification purposes.

## TSR Adhesive Clips

TSR clips are designed for HellermannTyton's TSR surface raceway. The co-extruded hinge offers almost unlimited access to wire and cable without deformation or signs of wear often found when using many conventional clips. Designed for applications that require repeated access to the wire and cable, TSR clips are easy to open and close quickly and repeatedly. The tough, rubber-based adhesive allows for permanent bond to most surfaces. TSR clips are especially useful in prototype construction, engineering labs, or where constant changes are necessary.



Material Data	
Material	PVC (Polyvinylchloride)
Color	Ivory
Flammability	UL94 V0 (excluding adhesive)



Product Selection			Max. Ø Bundle	Length (L)	Width (W)	Width (W2)	Height (H)	Pkg. Qty.
Article No.	Part No.	Type	in. (mm)	in. (mm)	in. (mm)	in. (mm)	in. (mm)	
151-00278	<b>SRCI0500C2</b>	SRCI0500	.50" (12.7)	.755" (19.17)	.84" (21.3)	.75" (19.05)	.50" (12.7)	100
151-00279	<b>SRCI0750C2</b>	SRCI0750	.75" (19.05)	1.25" (31.75)	1.36" (34.5)	1.25" (31.75)	.75" (19.05)	100
151-00280	<b>SRCI1000K2</b>	SRCI1000	1.0" (25.4)	1.75" (44.45)	1.88" (47.8)	1.75" (44.45)	1.0" (25.4)	50

Dimensions are approximate and subject to technical changes. Use **Part No.** for ordering and **Type** for specification purposes.

### Dual Adjustable Flat Ribbon Cable Clamps

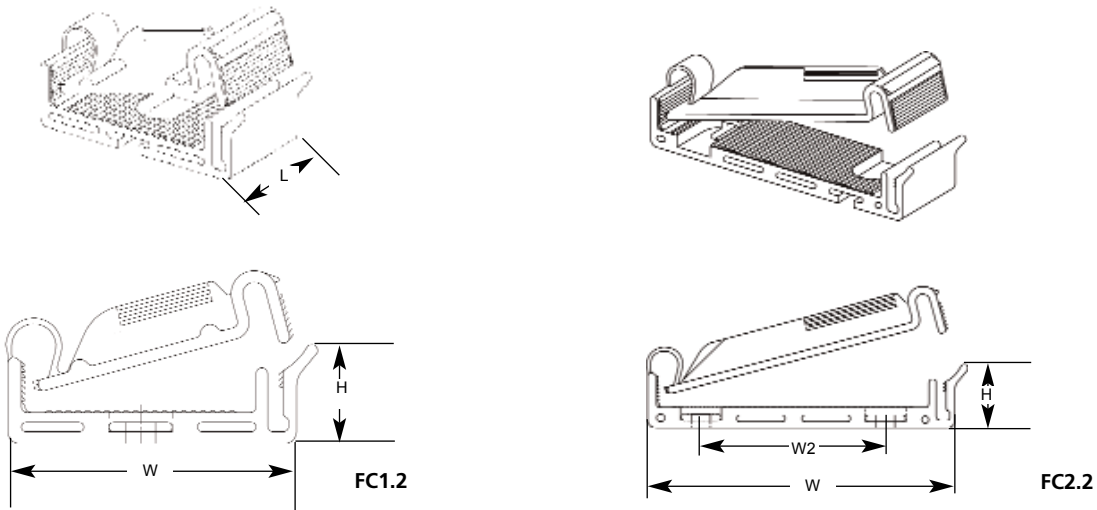
Designed to route, protect and secure flat ribbon cables in computers, electronics, panels and components, this unique adjustable clamp will not damage sensitive wire and cable. The clamp will adjust and close to the exact height of the ribbon cable, using only as much force as needed to secure the cable. The clamp is releasable on demand and adjustable on both sides. The low profile design allows for use in confined areas where space is a premium.

The clamp is adjustable so that single or stacked cable can be routed. The “snap clamp” design of this flat ribbon clamp makes it an excellent choice for specification and installation.

Both adhesive backed and non-adhesive screw mount versions are available.



Material Data	
Material	<b>Polyamide 6.6 (PA66)</b>
Color	<b>Telecom Gray</b>
Operating Temperature	<b>-40 °F to +185 °F (-40 °C to +85 °C)</b>
Flammability	<b>UL94 V2 (excluding adhesive)</b>



Product Selection

Article No.	Part No.	Type	Length (L)	Width (W)	Width (W2)	Height (H)	Mounting Hole Ø		Max Cable Width	Pkg. Qty.
			in. (mm)	in. (mm)	in. (mm)	in. (mm)	in. (mm)	in. (mm)	in. (mm)	
<b>Adhesive</b>										
154-00013	<b>FC1.2AK2</b>	FC1.2A	.75" (19)	1.5" (38.1)	n/a n/a	.51" (13.1)	n/a n/a	n/a n/a	1.2" (30.48)	50
154-00012	<b>FC1.2AH4</b>	FC1.2A	.75" (19)	1.5" (38.1)	n/a n/a	.51" (12.9)	n/a n/a	n/a n/a	1.2" (30.48)	500
154-00017	<b>FC2.2AK2</b>	FC2.2A	.75" (19)	2.5" (63.5)	n/a n/a	.51" (12.75)	n/a n/a	n/a n/a	2.0" (50.8)	50
154-00016	<b>FC2.2AH4</b>	FC2.2A	.75" (19)	2.5" (63.5)	n/a n/a	.51" (12.75)	n/a n/a	n/a n/a	2.0" (50.8)	500
<b>Non-Adhesive</b>										
154-00011	<b>FC1.2K2</b>	FC1.2	.75" (19)	1.5" (38.1)	n/a n/a	.51" (12.9)	.138" (6.0)	.138" (6.0)	1.2" (30.48)	50
154-00010	<b>FC1.2H4</b>	FC1.2	.75" (19)	1.5" (38.1)	n/a n/a	.51" (12.9)	.138" (6.0)	.138" (6.0)	1.2" (30.48)	500
154-00015	<b>FC2.2K2</b>	FC2.2	.75" (19)	2.5" (63.5)	1.5" (38.1)	.51" (12.95)	.138" (6.0)	.138" (6.0)	2.0" (50.8)	50
154-00014	<b>FC2.2H4</b>	FC2.2	.75" (19)	2.5" (63.5)	1.5" (38.1)	.51" (12.95)	.138" (6.0)	.138" (6.0)	2.0" (50.8)	500

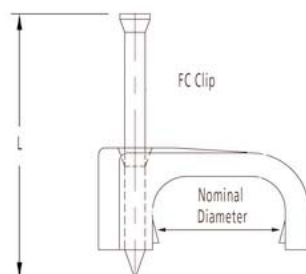
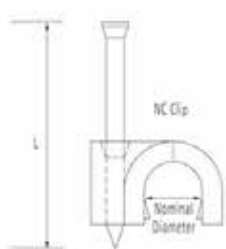
Dimensions are approximate and subject to technical changes. Use **Part No.** for ordering and **Type** for specification purposes.

## Nail Clips

HellermannTyton nail clips are easy to use and highly reliable. The tough, precision engineered clips hold wire and cable securely in place. The nail is hardened for driving into wood, masonry joints, cinder block and mortar. The nails are also perpendicular to the work surface and are driven in straight, greatly reducing cracking. The nail clips do not have sharp edges, which reduce the chance of cutting cable jackets or sheaths and causing signal loss.



Material Data	
Material	Polyethylene (PE), Steel (ST)



Product Selection

Article No.	Part No.	Type	Nominal Ø in. (mm)	Length (L) in. (mm)	Application	Color	Pkg. Qty.
148-00005	<b>NC3.50</b>	NC3.5	.138" (3.5)	.630" (16)	14# Ground Wire, Telecom 1 pair	Black	100
148-00006	<b>NC3.510</b>	NC3.5	.138" (3.5)	.630" (16)		White	100
148-00007	<b>NC50</b>	NC5	.197" (5)	.630" (16)	Telecom 4 pair	Black	100
148-00008	<b>NC510</b>	NC5	.197" (5)	.630" (16)		White	100
148-00009	<b>NC60</b>	NC6	.236" (6)	.630" (16)	Telecom 6 pair, RG59	Black	100
148-00010	<b>NC610</b>	NC6	.236" (6)	.630" (16)		White	100
148-00011	<b>NC70</b>	NC7	.276" (7)	.787" (20)	RG6 and RG59 Double Shielded	Black	100
148-00012	<b>NC710</b>	NC7	.276" (7)	.787" (20)		White	100
148-00013	<b>NC80</b>	NC8	.315" (8)	.787" (20)	Telecom 10 pair RG7, and RG6 Double and Quad Shielded	Black	100
148-00014	<b>NC810</b>	NC8	.315" (8)	.787" (20)		White	100
148-00015	<b>NC90</b>	NC9	.354" (9)	.787" (20)	Telecom 12 pair	Black	100
148-00016	<b>NC910</b>	NC9	.354" (9)	.787" (20)		White	100
148-00003	<b>NC110</b>	NC11	.433" (11)	.984" (25)	Telecom 25 pair	Black	100
148-00004	<b>NC1110</b>	NC11	.433" (11)	.984" (25)		White	100
148-00017	<b>FC140</b>	FC14	.551" (14)	.984" (25)	RG59 and RG6 Flat Twin and Ground	Black	100
148-00018	<b>FC1410</b>	FC14	.551" (14)	.984" (25)		White	100

Dimensions are approximate and subject to technical changes. Use **Part No.** for ordering and **Type** for specification purposes.

# IDENTIFICATION SYSTEMS

TagPrint® PRO 3.0 Software . . . . .	183-187
SwiftMark Automatic Label Printer and Applicator . . . . .	188-191
Workstation Printers . . . . .	192-193
Thermal Transfer Labels . . . . .	194-201
Nameplate Labels . . . . .	202-203
Continuous Vinyl Labels . . . . .	204
ShrinkTrak Heat Shrinkable Markers . . . . .	205-208
TipTag Cable Markers . . . . .	209-210
Laser Tag Labels . . . . .	211-216
Ink Jet Labels . . . . .	217-220
Spirit 2100 Portable Printing System . . . . .	221-223
Sport 1000 Handheld Printing System . . . . .	224-226
Pre-Printed Installation Labels . . . . .	227-230
Rite-On Markers . . . . .	231-232
Wire Marker Tape . . . . .	233



# TagPrint<sup>®</sup>PRO 3.0

## Increase Productivity, Reduce Errors and Decrease Time Spent Producing Labels with a Complete Labeling Management Solution from HellermannTyton

HellermannTyton's labeling system is comprised of the feature-rich labeling design software – TagPrint Pro 3.0; the highest quality thermal transfer, laser and inkjet printable labels; and a complete line of desktop thermal transfer printers.



## Simplify Your Label Design and Printing Process with TagPrint Pro 3.0

TagPrint Pro 3.0 is the cost-effective, easy-to-use label design and printing software in the HellermannTyton labeling system for achieving improved efficiency in wire and component marking, asset tagging and structured cabling identification. Compatible with Windows<sup>®</sup> 7, 8 and 10, TagPrint Pro 3.0 delivers an individualized, task-based experience that enables a user to easily develop labels with bar codes, text and graphics to meet numerous applications.

Designed for the industry-specific needs of a business producing products on a shop floor or labeling products at a remote jobsite, the intuitive interface of TagPrint Pro 3.0 simplifies the process of creating labels. TagPrint Pro 3.0 streamlines labeling production by offering a user full control over the importing or entering of data, advanced security features, the option to group label designs under a single file name or job number, and the ability to batch print to either one or more printers at the same time.

Increase efficiency and reduce labor. TagPrint Pro 3.0 allows for complete management of the labeling production process with a label design software system that simplifies the label creation process used to identify cables, tubes, conduit, components and equipment.

### 1 Familiar Task-based Navigation

TagPrint Pro 3.0 has a ribbon interface that offers quick and easy access to the commands needed to complete a task. Commands are organized in logical groups, which are collected together under tabs. Each tab relates to a type of activity, such as "Label," "Table," "Print" and "Utility."

### 2 Batch Printing

3.0 has a "print-later" feature for the purpose of batching under one file name in a simple print utility. Using built-in macros, design each label and then define print options for execution at time of printing. Access the project file and concurrently print labels to a single printer or multiple printers.

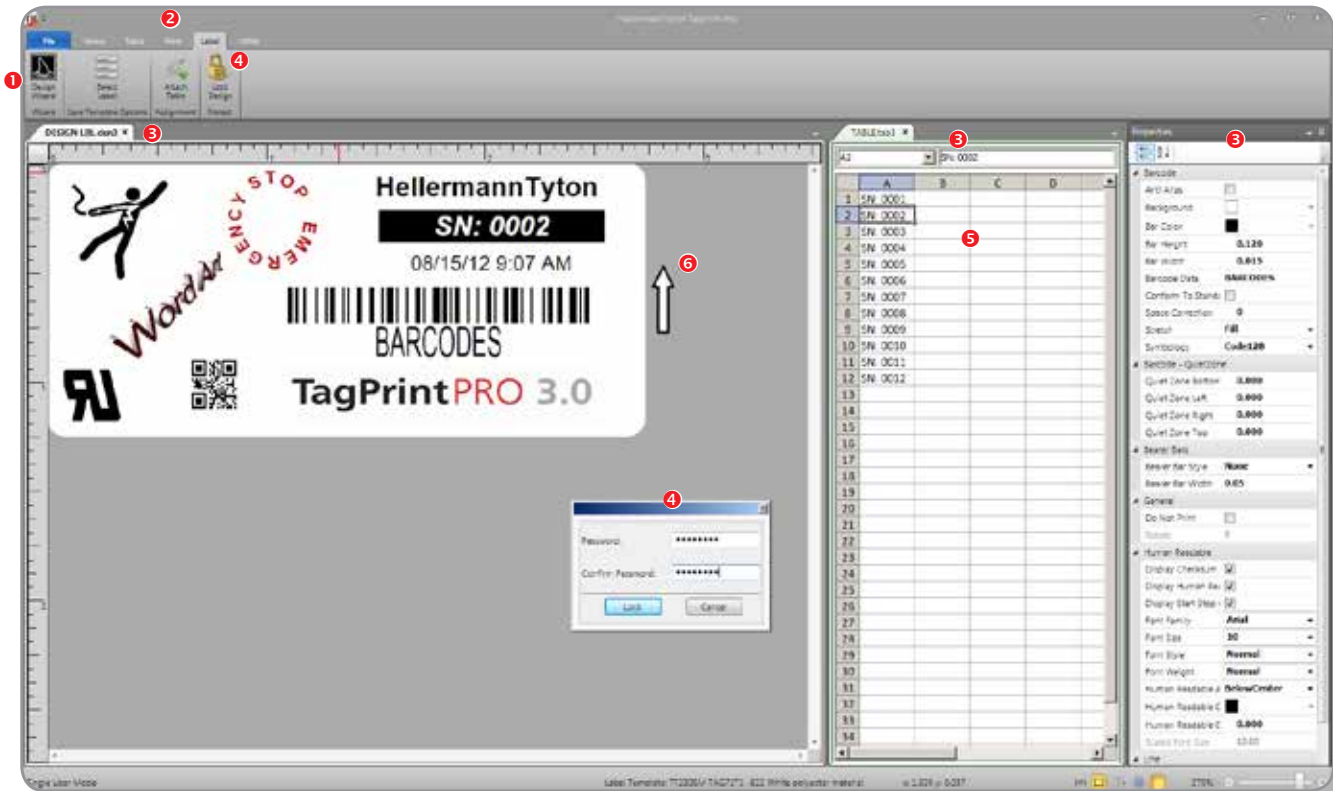
### 3 At-a-glance Interface

Whether it is one label or a page of labels, the 3.0 interface was designed to allow ease of control over print jobs from a single screen. Information is viewable at a glance so a user can view object properties, data information and actual label layout at the same time. When changes are made, information is updated.

### 4 Built-in Security

TagPrint Pro 3.0 offers a built-in security system for the restriction of use or protection of data. This feature allows the user to lockout or password protect label designs and data tables from unauthorized label editing. Available for purchase as a single-user or network license.





**6 Expanded Import Capabilities and “Live Sync”**

3.0 has the ability to import a database that has been exported from another program (i.e., CAD) or connect to existing database (i.e., Excel) files with the added ability to sync up to that database at timed intervals set by the user. If enabled, this feature allows variable information to be updated automatically so print data is fully controlled from one location without a manual refresh at each computer terminal.

**6 Editing Convenience**

Label designs can be edited in portrait or landscape mode, as well as show the direction of label feed next to the design.

**“Pin” Favorites**

TagPrint® Pro 3.0 allows the user to “pin” saved label designs and data tables, making them immediately available in the file menu.

**Single-user License or Network Version Available**

TagPrint Pro 3.0 is available as a single-user license or as a network version, which allows a user to share printers, label designs and data tables from multiple workstations within a single location.

Product Selection			
Part No.	Type	Description	Pkg. Qty.
556-00035	TAGPRINT3	Single-user License	1
556-00042	TAGPRINT3UPGRD	Single-user License Upgrade	1
556-00036	TAGPRINT3LIC	2-3 Network User	1
556-00037	TAGPRINT5LIC	2-5 Network User	1
556-00038	TAGPRINT10LIC	2-10 Network User	1
556-00039	TAGPRINT25LIC	2-25 Network User	1

**SUPPORTED GRAPHIC TYPES**

BMP Bitmap, EMF Windows Metafile (Extended), GIF, JPG, PNG, TIF, PCX, WMF

**SYSTEM REQUIREMENTS**

**Single User:**

PC running Microsoft Windows 7, 8 and 10  
 32-bit or 64-bit  
 .NET Framework 4  
 2.0 GB RAM  
 1.0 GB available hard disk space

**Network User:**

PC running Microsoft Windows 7, 8 and 10  
 or Windows Server 2008  
 .NET Framework 4  
 Microsoft SQL Server Express Edition 2008  
 2.0 GB RAM  
 1.0 GB available hard disk space

Made in the USA.

**INDUSTRIES**



Wire & Cable Marking

Terminal Block Marking

Control Panel and Component Marking

Rating Plate Identification

Voice and Date Equipment Labeling

Conduit and Voltage Marking

110-block Marking

Cable Tray Identification

## TT230SM Printer

HellermannTyton's TT230SM thermal transfer printer is the next generation of printer available for small to medium volume users looking for an easy to use and functional thermal transfer printer. The TT230SM prints to a wide variety of materials including all of HellermannTyton labels and ShrinkTrak. The TT230SM is also Ethernet network ready, which gives the user options on placing the unit away from the host computer. The TT230SM comes with a label holder (caddy) for loading large reels behind the printer for easy dispensing and printing. There also is an optional carrying case that can be used to safely transport the printer to remote job sites.



### Product Features

- Print on ShrinkTrak
- Print on Adhesive Labels
- Print on Tiptags
- Uses standard ribbons
- Print head 300dpi
- Barcodes: standard and 2D
- Print speed up to 3" (76.2mm) per second
- Max print width 4.1" (106mm)
- Max label width 4.37" (111mm)
- Max print length 39" (101cm)
- 8MB DRAM, 2MB Flash
- Interfaces: RS232-C, Ethernet, USB v.2.0 and Centronics
- Windows drivers: 2000, XP, NT4.0, Vista, 7
- Dimensions: 7.95" (201mm) x 10.16" (258mm) x 6.81" (172mm)
- Weight 4.4lbs (2kg)

Article No.	Part No.	Type	Description	Pkg. Qty.
556-00230	<b>556-00230</b>	TT230SM	TT230SM Printer	1
556-00231	<b>556-00231</b>	CASE230SM	Carrying Case for TT230SM Printer	1
556-00236	<b>556-00236</b>	TT230BATTERY	TT230SM Rechargeable Battery Pack	1

## TT230SM Thermal Transfer Ribbons

Product Selection		Label Material												Width (W)		Length (L)	
Article No.	Part No.	Type	Color	Paper	100	250	795	822	822C	900	1500	DTH	ShrinkTrak	In. (mm)	Ft. (M)		
556-00147**	<b>TT822OUTSM2</b>	TT822OUTSM2	Red	•	•	•	•				•			4.33 (110)	242 (74)		
556-00148**	<b>TT822OUTSM3</b>	TT822OUTSM3	Orange	•	•	•	•	•	•		•			4.33 (110)	242 (74)		
556-00149**	<b>TT822OUTSM4</b>	TT822OUTSM4	Yellow	•	•	•	•	•	•		•			4.33 (110)	242 (74)		
556-00150**	<b>TT822OUTSM5</b>	TT822OUTSM5	Green	•	•	•	•	•	•		•			4.33 (110)	242 (74)		
556-00151**	<b>TT822OUTSM6</b>	TT822OUTSM6	Blue	•	•	•	•	•	•		•			4.33 (110)	242 (74)		
556-00152**	<b>TT822OUTSM7</b>	TT822OUTSM7	Purple	•	•	•	•	•	•		•			4.33 (110)	242 (74)		
556-00153**	<b>TT822OUTSM8</b>	TT822OUTSM8	Silver Gray								•		•	4.33 (110)	242 (74)		
556-00143**	<b>TTDTHOUTSM</b>	TTDTHOUTSM	Black									• (5)	• (5)	4.33 (110)	242 (74)		
556-00145	<b>TT822OUTSM</b>	TT822OUTSM	Black	•	(1)	•	• (1,2)	• (1,2)	•		•		• (4)	4.33 (110)	242 (74)		
556-00163	<b>TTHSTOUTSM</b>	TTHSTOUTSM	Black		° (1)	°							• (4)	4.33 (110)	242 (74)		
556-00169	<b>TT100OUTSM</b>	TT100OUTSM	Black	•	° (1)	°							• (4)	4.33 (110)	242 (74)		
556-00190	<b>556-00190</b>	TTWHITEOUTSM	White								•			4.33 (110)	229 (70)		

Use **Part No.** for ordering and **Type** for specification purposes.

• =Recommended ribbon

° =Acceptable ribbon alternative

(1) UL Recognized material / ribbon combination with HellermannTyton thermal transfer printers

(2) CSA Normal Use approved material / ribbon combination with HellermannTyton thermal transfer printers

(3) Meets ASM-DTL-23053/5 Class I & III, SAE-AS81531 for print performance


(4) Outstanding chemical, abrasion and solvent resistance where UL and CSA requirements are not needed

\*\* 24 ribbon minimum order

\* for use on black ShrinkTrak

### TTM430/TTM460 Thermal Transfer Printer

HellermannTyton's TTM430 and TTM460 thermal transfer printers are ideal for medium to large volume users looking for an easy to use and extremely functional thermal transfer printer. The TTM430 is a high quality 300 dpi printer with excellent print resolution for text and barcodes used in general industrial applications. The TTM460 is a 600 dpi printer which produces the highest quality print for very small text or smooth graphics.



#### Product Features

- Print speed up to 7.87" per second
- Straight through design allows easy loading of ribbon and labels
- Larger spools or fanfold material can be fed through the back of the printer
- 64mb memory/8mb flash
- Easy to use operations and status panel
- Two adjustable gap and reflex sensors
- Optional cutter face plate allows labels and ShrinkTrak to be cut off after printing
- Printer status screen with date/time/network status/head temperature/ribbon amount
- Maximum print width – 4.25"(108mm)
- Minimum print width – .24"(6mm)

Product Selection

Article No:	Part No:	Type:	Description:	Pkg Qty:
556-00430	556-00430	TTM430	TTM430 Printer	1
556-00431	556-00431	430CFP	Cutter face plate	1
556-00432	556-00432	430WLAN	Wireless Network Card	1
556-00433	556-00433	430RLH	Label Holder	1
556-00434	556-00434	430RRH	Ribbon Holder	2
556-03065	556-03065	430RPH	TTM430 Printhead	1
556-00460	556-00460	TTM460	TTM460 Printer	1
556-00461	556-00461	460RPH	TTM460 Printhead	1

\*Ribbons sold separately

### TTM430/TTM460 Thermal Transfer Ribbons

Product Selection

Article No.	Part No.	Type	Color	Label Material										Width (W)		Length (L)	
				Paper	100	250	795	822	822C	900	1500	DTH	ShrinkTrak	In. (mm)	Ft. (M)		
556-00101	<b>TT822OUT</b>	TT822OUT	Black	•	•	•	•	•	•	•	•	•	• (5)	° (4)	4.33" (110.0)	984' (300)	
556-00104	<b>TT100OUT</b>	TT100OUT	Black	•	• (1)	•	•	•	•	•	•	•	•	° (4)	4.33" (110)	984' (300)	
556-00162	<b>TTHSTOUT</b>	TTHSTOUT	Black		° (1)	°								• (4)	4.0" (101.6)	984' (300)	
556-00144	<b>TTDTHOUT</b>	TTDTHOUT	Black		(1)								• (5)	• (5)	4.0" (101.6)	984' (300)	
556-00106	<b>TT900OUT</b>	TT900OUT	Black		• (5)	• (5)	• (5)	• (5)	• (5)	• (5)	• (5)				4.0" (101.6)	984' (300)	
556-00155**	<b>TT822OUT2</b>	TT822OUT2	Red	•	•	•	•	•	•	•	•	• (5)			4.33" (110.0)	984' (300)	
556-00156**	<b>TT822OUT3</b>	TT822OUT3	Orange	•	•	•	•	•	•	•	•	• (5)			4.33" (110.0)	984' (300)	
556-00157**	<b>TT822OUT4</b>	TT822OUT4	Yellow	•	•	•	•	•	•	•	•	• (5)			4.33" (110.0)	984' (300)	
556-00158**	<b>TT822OUT5</b>	TT822OUT5	Green	•	•	•	•	•	•	•	•	• (5)			4.33" (110.0)	984' (300)	
556-00159**	<b>TT822OUT6</b>	TT822OUT6	Blue	•	•	•	•	•	•	•	•	• (5)			4.33" (110.0)	984' (300)	
556-00160**	<b>TT822OUT7</b>	TT822OUT7	Purple	•	•	•	•	•	•	•	•	• (5)			4.33" (110.0)	984' (300)	
556-00161	<b>TT822OUT8</b>	TT822OUT8	Silver Gray	•		•	• (1,2)	• (1,2)	•			• (5)		•	4.33" (110.0)	984' (300)	
556-00189	<b>556-00189</b>	TTWHITEOUT	White	•		•	• (1,2)	• (1,2)	•			• (5)			4.33" (110)	984' (300)	

Material Shortcut Key

- 100 Self-laminating Vinyl
- 250 Conformable Woven Cloth
- 795 Metalized Polyester
- 822 White Polyester
- 822C Clear Polyester
- 900 Polyamide Film
- 1500 Continuous Vinyl
- DTH Durattach
- ShrinkTrak Flexible, cross-linked polyolefin

\*Call HellermannTyton for assistance when using this ribbon







\*\* 10 ribbon minimum order








• = Recommended ribbon

- (1) UL Recognized material & ribbon combination with HellermannTyton thermal transfer printers
- (2) CSA Normal Use approved material & ribbon combination with HellermannTyton thermal transfer printers
- (3) Meets asM-dtl-23053/5 class i & iii, sae-as81531 for print performance
- (4) Outstanding chemical, abrasion, and solvent resistance where UL and CSA requirements are not needed






### Thermal Transfer Label Materials




HellermannTyton provides a wide variety of thermal transfer label stocks to fit most industrial applications. Materials can be used in applications ranging from high heat, wire wrapping and long term indelible marking. A mix of sizes and types allows for stock solutions to most labeling needs. For instance, HellermannTyton provides thermal transfer labels in a high performance white polyester. HellermannTyton 822 material provides a high quality mark when used with the TT822 ribbon and the TT1210 printer, or compatible. If the 822 material is used in combination with the TT822 ribbon, the TT1210 printer or specific recommended printers, a UL Recognized mark can be achieved.\*

Label Material	100 Material 	100B Material 	101 Material 	250 Material 
<b>Material Name</b>	Self-Laminating Vinyl	100 Clear Vinyl	Paper	Conformable Woven Cloth
<b>Printer(s)</b>	Spirit Handheld/ Dot Matrix	Thermal Transfer Desktop	Thermal Transfer Desktop	Thermal Transfer Desktop
<b>Topcoat</b>	Specially formulated for superb ink anchorage	Specially formulated for superb ink anchorage	Specially formulated for superb ink anchorage	Specially formulated for superb ink anchorage
<b>Liner</b>	50#	50#	40#	55#
<b>Temperature Range</b>	-50°F to +200°F (-46°C to +93°C)	-50°F to +200°F (-46°C to +93°C)	-65°F to +200°F (-40°C to +93°C)	-40°F to +250°F (-40°C to +121°C)
<b>Adhesive Type</b>	Permanent pressure sensitive acrylic	Permanent pressure sensitive acrylic	Permanent pressure sensitive rubber based	Permanent pressure sensitive acrylic
<b>Application</b>	For wires, cable and other conformable surfaces	For wires, cable and other conformable surfaces	For use on plastic bags	For wrapping and flagging on small gauge wires
<b>Certifications</b>				
<b>Specifications</b>	N/A	N/A	N/A	N/A
<b>Ribbon</b>	HHHST (recommended) HHIGR	TT100OUTSM TT100OUT TT822OUT TT822OUTSM TTHSTOUT TTHSTOUTSM	TT100OUTSM TT100OUT	TT100OUTSM TT100OUT
<b>Notes</b>	N/A	N/A	N/A	N/A

Label Material	336 Material 	518 Material 	795 Material 	799 Material 
<b>Material Name</b>	White Polyester	Polyethylene Foam and Polyester Laminate	Metalized Polyester	Metalized Polyester
<b>Printer(s)</b>	Thermal Transfer Desktop & Spirit Handheld		Thermal Transfer Desktop	Spirit Handheld
<b>Topcoat</b>	Specially formulated for superb ink anchorage	Gloss surface for high contrast thermal transfer printing.	Specially formulated for superb ink anchorage	Specially formulated for superb ink anchorage
<b>Liner</b>	50#	6.7 Mil poly coated paper.	50#	50#
<b>Temperature Range</b>	-40°F to +300°F (-40°C to +149°C)	-40F to +176F (-40F to + 80C)	-40°F to +300°F (-40°C to +149°C)	-40°F to +300°F (-40°C to +149°C)
<b>Adhesive Type</b>	Permanent pressure sensitive acrylic	Permanent Acrylic	Permanent pressure sensitive acrylic	Permanent pressure sensitive acrylic
<b>Application</b>	For flat or slightly curved surfaces	Control panels, push button markers, nameplate identification	For flat or slightly curved surfaces only	For flat or slightly curved surfaces only
<b>Certifications</b>		ASTM D 903, ASTM D 3654, ASTM D 2970		
<b>Specifications</b>	N/A	Material tested to 10 years outdoor durability with no significant fading.	Use with 822OUT for UL and CSA recognition	Use HHIGR for UL recognition.
<b>Ribbon</b>	TT822OUT* TT822OUTSM* HHIGR	TT822OUT, TT822OUTSM, TT100OUT, TT100OUTSM	TT822OUT** TT822OUTSM**	HHIGR
<b>Notes</b>	*Use TT822OUT ribbon for UL Recognition on the TT1000, TT1210, TT300SM, TT10SM, TT210SM, TT310SM, & TT320SM printers. Use HHIGR for UL Recognition on the Spirit Printer.	Foam button and nameplate labels are easy to design and print using Tagprint Pro 3.0 labeling software.	**Use the TT822TYPE ribbon for UL & CSA Recognition on the TT1000, TT1210, TT300SM, TT10SM, TT210SM, TT310SM, & TT320SM - UL file no.MH18396, CSA file no. 106410. 2 Year outdoor durability.	Use HHIGR for UL Recognition on the Spirit Printer.

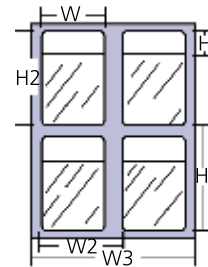
Thermal Transfer Label Materials *continued*

Label Material	822 Material 	822C Material 	395 Material 	1500 Material 
<b>Material Name</b>	White Polyester	Clear Polyester	White Polyethylene	Vinyl
<b>Printer(s)</b>	Thermal Transfer Desktop	Thermal Transfer Desktop	Thermal Transfer Desktop	Thermal Transfer Desktop
<b>Topcoat</b>	Specially formulated for superb ink anchorage	Specially formulated for superb ink anchorage	Smooth surface for thermal transfer printing	Smooth surface for thermal transfer printing
<b>Liner</b>	50#	50#	1.4 mil clear polyester	78#
<b>Temperature Range</b>	-40°F to +300°F (-40°C to +149°C)	-40°F to +300°F (-40°C to +149°C)	-40F to +176F (-40F to + 80C)	-40F to +180F (-40F to +82C)
<b>Adhesive Type</b>	Permanent pressure sensitive acrylic	Permanent pressure sensitive acrylic	Rubber Based	Acrylic
<b>Application</b>	For flat or slightly curved surfaces only	For flat or slightly curved surfaces only	Terminal Blocks	Alternative Energy
<b>Certifications</b>			ASTM D 903, ASTM D 3654, ASTM D 2979	UL File number MH18396, UL969
<b>Specifications</b>	Use with TT822TYPE ribbon for UL and CSA recognition	N/A	Use with TT822 Type ribbon. Made for marking terminal blocks and patch panels.	Material is extruded in color for maximum UV fade protection. Tested to 10 year outdoor durability with no significant fading.
<b>Ribbon</b>	TT822OUT* TT822OUTSM*	TT822OUT TT822OUTSM	TT822OUT, TT822OUTSM, TT100OUT, TT100OUTSM	TT822OUT, TT822OUTSM, TT100OUT, TT100OUTSM
<b>Notes</b>	*Use the TT822TYPE ribbon for UL & CSA Recognition on the TT1000, TT1210, TT300SM, TT105M, TT210SM, TT310SM, & TT320SM - UL file no.MH18396, CSA file no. 106410. 5 year outdoor durability.	N/A	Tagprint Pro 3.0 can print the terminal to terminal spacing required to print a terminal block label.	Available on continuous rolls for printing and cutting.

Label Material	926 Material 	DTH Material 	ShrinkTrak™ Markers 
<b>Material Name</b>	White Polyester	Durattach - High Density Polyolefin	Flexible, radiation cross-linked polyolefin
<b>Printer(s)</b>	Thermal Transfer Desktop	TT320SM & TT1210 Desktop and Spirit Portable Printer	TT320SM & TT1210 Desktop
<b>Topcoat</b>	Smooth surface for thermal transfer printing	Specially formulated for formulated for indelible ink anchorage using DTH ribbon specifically	3:1 shrink ratio
<b>Liner</b>	3.2 mil SCK	50#	N/A
<b>Temperature Range</b>	-40F to +302F (-40C to +150C)	-40°F to +140°F (-40°C to +60°C)	-67°F to +275°F (-55°C to +135°C)
<b>Adhesive Type</b>	Acrylic	Acrylic	N/A
<b>Application</b>		For flat or slightly curved surfaces only	For cable, wire, terminals and other components
<b>Specifications</b>	Use for making signage for industrial automation and control panels.	N/A	Flammability - U.L. 224 U.L. Recognized SAE-AS81531 for print performance. AMS-DTL-23053/5 Class I & III. Mil STD 202G Method 215K
<b>Ribbon</b>	TT822OUT, TT822OUTSM, TT100OUT, TT100OUTSM	TTDTHOUT TTDTHOUTSM HHDTH	TT822OUT, TT822OUTSM TT100OUT, TT100OUTSM TTDTHOUT*,TTDTHOUTSM* TTHSTOUT, TTHSTOUTSM
<b>Notes</b>	Certifications: UL 969 File# MH12627,BS4509: 1986 edition	N/A	*Using the TTDTHOUTSM or TTDTHOUT ribbons will give an almost indelible mark on HellermannTyton's ShrinkTrak™.

### Thermal Transfer Self-Laminating Labels

HellermannTyton's self-laminating labels are used for marking wire and cable. The clear overlap protects printed information. Thermal transfer labels and printers offer crisp, clear marking and a high level of durability.



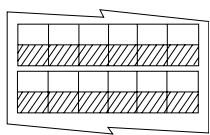
Product Selection

Article No.	Part No.	Type	Drawing Reference	Width (W)	Height of Printable Area (H)	Height of Label (H2)	Vertical Repeat (H3)	Horizontal Repeat (W2)	Width of Liner (W3)	Labels per Row	Pkg. Qty.
			(page 197)	In. (mm)	In. (mm)	In. (mm)	In. (mm)	In. (mm)	In. (mm)		
<b>100B Material</b>											
596-00009	<b>TAG26T6-100B</b>	TAG26T6	A	.5" (12.7)	.375" (9.52)	.75" (19.05)	1.0" (25.4)	.5" (12.7)	3.35" (85.09)	6	10000
596-00010	<b>TAG2T5-100B</b>	TAG2T5	B	.5" (12.7)	.5" (12.7)	1.43" (36.5)	1.62" (41.28)	.66" (16.81)	3.35" (85.09)	5	10000
596-00014	<b>TAG51T3-100B</b>	TAG51T3	C	1.0" (25.4)	.35" (8.8)	.75" (19.05)	.937" (23.7)	1.075" (27.3)	3.35" (85.09)	3	10000
596-00006	<b>TAG22T2-100B</b>	TAG22T2	D	1.0" (25.4)	.5" (12.7)	1.43" (36.5)	1.62" (41.28)	1.075" (27.3)	2.25" (57.1)	2	5000
596-00007	<b>TAG22T3-100B</b>	TAG22T3	E	1.0" (25.4)	.5" (12.7)	1.43" (36.5)	1.62" (41.28)	1.075" (27.3)	3.35" (85.09)	3	5000
596-00027	<b>TAG9T3-100B</b>	TAG9T3	F	1.0" (25.4)	.75" (19.05)	2.25" (57.1)	2.5" (63.5)	1.0" (25.4)	3.35" (85.09)	3	5000
596-00013	<b>TAG3T3-100B</b>	TAG3T3	G	1.0" (25.4)	1.0" (25.4)	3.75" (95.25)	4.0" (101.6)	1.075" (27.3)	3.35" (85.09)	3	3000
596-00011	<b>TAG38T4-100B*</b>	TAG38T4	H	1.0" (25.4)	1.5" (38.1)	7.347" (188.89)	7.75" (196.80)	1.0" (25.4)	4.10" (104.14)	4	1000
596-00045	<b>TAG53T2-100B</b>	TAG53T2	I	1.5" (38.1)	.7" (17.78)	1.437" (36.49)	1.62" (41.28)	1.5" (38.1)	3.35" (89.05)	2	2500
596-00005	<b>TAG1T1-100B</b>	TAG1T1	J	1.9" (48.2)	.75" (19.05)	3.12" (79.2)	3.42" (86.8)	1.9" (48.2)	3.875" (98.42)	2	2500
596-00008	<b>TAG24T1-100B</b>	TAG24T1	K	2.0" (50.8)	.5" (12.7)	1.437" (36.49)	1.68" (42.6)	2.0" (50.8)	2.2" (55.9)	1	1000
596-00002	<b>TAG10T2-100B</b>	TAG10T2	L	2.0" (50.8)	.75" (19.05)	2.25" (57.1)	2.5" (63.5)	2.0" (50.8)	3.875" (98.42)	2	2500
596-00021	<b>TAG7T1-100B*</b>	TAG7T1	M	2.0" (50.8)	1.5" (38.1)	7.347" (188.89)	7.75" (196.80)	2.0" (50.8)	4.10" (104.14)	2	1000
596-00016	<b>TAG6T1-100B</b>	TAG6T1	N	2.0" (50.8)	1.5" (38.1)	3.75" (95.25)	4.0" (101.6)	2.0" (50.8)	2.20" (68.58)	1	1000

Dimensions are approximate and subject to technical changes. Use **Part No.** for ordering and **Type** for specification purposes.

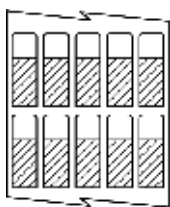
**Thermal Transfer Self-Laminating Labels *continued***

(Not shown to scale)



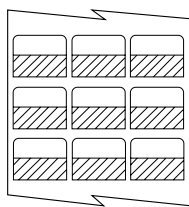
TAG26T6-100B

**A**



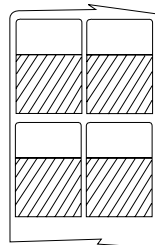
TAG2T5-100B

**B**



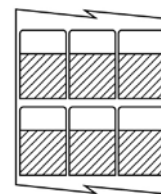
TAG51T3-100B

**C**



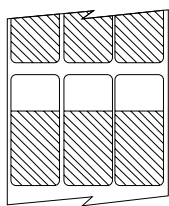
TAG22T2-100B

**D**



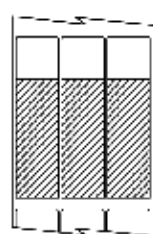
TAG22T3-100B

**E**



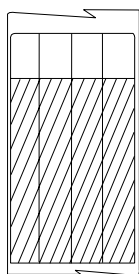
TAG9T3-100B

**F**



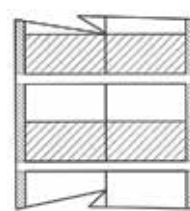
TAG3T3-100B

**G**



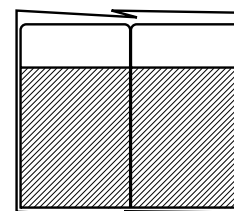
TAG38T4-100B

**H**



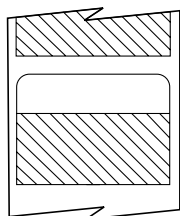
TAG53T2-100B

**I**



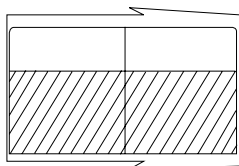
TAG1T1-100B

**J**




TAG24T1-100B

**K**



TAG10T2-100B

**L**



TAG7T1-100B

**M**



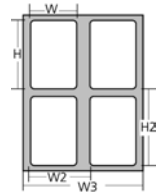
TAG6T1-100B

**N**



## Thermal Transfer Labels

HellermannTyton thermal transfer labels provide the best printing quality. These labels are particularly suitable for permanent marking on the flat surfaces of production machines and equipment. The technology used in the printing of thermal transfer labels produces the most accurate barcodes of all existing printing technologies. The large selection of labels makes it easy to find the correct label for almost any application. Thermal transfer labels are designed for high heat and are resistant to chemicals as well as petroleum based oils and solvents.



Turn page for full selection.

Product Selection															
Article No.	Part No.	Type	Drawing Reference	Width (W)		Height (H)		Vertical Repeat (H2)		Horizontal Repeat (W2)		Labels per Row	Pkg. Qty.		
			pages (200-201)	In.	(mm.)	In.	(mm.)	In.	(mm.)	In.	(mm.)			In.	(mm.)
250 Material															
598-00277	TYHCT-250	TYHC	A	.250"	(6.35)	1.50"	(38.10)	1.625	41.27	.250"	6.35	4.120"	104.70	16	5000
596-21250	TAG21T6-250	TAG21T6	B	.5"	(12.7)	.75"	(19.05)	.875"	22.22	.5"	12.7	3.25"	82.55	6	10000
596-11250	TAG11T4-250	TAG11T4	C	.65"	(16.5)	.2"	(5.08)	.3"	7.62	.65"	16.5	2.6"	66.04	4	5000
596-28250	TAG28T4-250	TAG28T4	D	.80"	(20.3)	1.43"	(36.3)	1.62"	41.1	.80"	20.3	3.45"	87.6	4	5000
596-15250	TAG15T3-250	TAG15T3	E	1.0"	(25.4)	.5"	(12.7)	.6"	15.24	1.0"	25.4	3.35"	85.09	3	10000
596-00044	TAG35T2-250	TAG35T2	F	2.0"	(50.8)	.375"	(9.53)	.50"	12.7	2.0"	50.8	4.1"	104.14	2	10000
336 Material															
596-00026	TAG96T1-336	TAG96T1	G	1.875"	(47.6)	.25"	(6.35)	.375"	9.35	1.875"	47.6	2.0"	50.8	1	5000
596-00041	TAG69T1-336	TAG69T1	H	2.0"	(50.8)	.275"	(6.98)	.5"	12.7	2.0"	50.8	2.125"	53.97	1	10000
596-00040	TAG68T1-336	TAG68T1	J	3.8"	(96.5)	.275"	(6.98)	.5"	12.7	3.8"	96.5	4.0"	101.6	1	10000
795 Material															
596-15795	TAG15T3-795	TAG15T3	E	1.0"	(25.4)	.5"	(12.7)	.6"	15.24	1.0"	25.4	3.35"	85.09	3	10000
596-27795	TAG27T1-795	TAG27T1	J	1.5"	(38.11)	.75"	(19.05)	.875"	22.2	1.5"	38.11	2.20"	55.88	1	3000
596-75795	TAG75T1-795	TAG75T1	K	2.0"	(50.8)	.625"	(15.87)	.75"	19.05	2.0"	50.8	2.12"	53.8	1	2000
596-73795	TAG73T1-795	TAG73T1	AA	2.0"	(50.8)	1.0"	(25.4)	1.125"	28.57	1.0"	25.4	2.20"	55.83	1	3000
596-76795	TAG76T1-795	TAG76T1	L	2.5"	(63.5)	2.0"	(50.8)	2.12"	53.8	2.5"	63.5	2.62"	66.5	1	1000
596-72795	TAG72T1-795	TAG72T1	M	2.75"	(69.85)	1.25"	(31.75)	1.375"	34.93	2.75"	69.85	2.95"	74.95	1	5000
596-78795	TAG78T1-795	TAG78T1	N	3.0"	(76.2)	4.0"	(101.6)	4.12"	104.7	3.0"	76.2	3.12"	79.2	1	500
596-80795	TAG80T1-795	TAG80T1	O	3.0"	(76.2)	5.0"	(127)	3.0"	76.2	3.0"	76.2	3.125"	79.37	1	500
596-79795	TAG79T1-795	TAG79T1	P	4.0"	(101.6)	2.0"	(50.8)	2.12"	53.97	4.0"	101.6	4.25"	107.9	1	500

Dimensions are approximate and subject to technical changes. Use **Part No.** for ordering and **Type** for specification purposes.

\* TAG17T2-822 not recommended for TT10SM, TT210SM, TT230SM, TT300SM, TT310SM, and TT330SM printers. Use TAG82T2 instead.

## Terminal Block Labels

Terminal Block labels can be printed to match the terminal spacing of most terminal blocks using Tagprint Pro 3.0 labeling software.

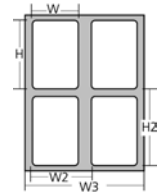
Article No.	Part No.	Type	Description	Pkg. Qty.
596-00380	596-00380	TBL375	.375" wide continuous polyethylene	100
596-00381	596-00381	TBL500	.5" wide continuous polyethylene	100

## Phase Labels

Phase labels are micro-perforated between each label so that it can be applied as one strip to the panel or broken into individual labels.

Article No.	Part No.	Type	Description	Pkg. Qty.
596-00382	596-00382	PLW3P	1" x .5" White polyester phase label	2500
596-00383	596-00383	PLB3P	1" x .5" Black polyester phase label	2500

Thermal Transfer Labels *continued*



Product Selection


Article No.	Part No.	Type	Drawing Reference	Width (W)		Height (H)		Vertical Repeat (H2)		Horizontal Repeat (W2)		Width of Liner (W3)		Labels per Row	Pkg. Qty.
				In.	(mm.)	In.	(mm.)	In.	(mm.)	In.	(mm.)	In.	(mm.)		
822 Material															
596-27822	<b>TAG27T1-822</b>	TAG27T1	J	1.5"	(38.11)	.75"	(19.05)	.875"	22.2	1.5"	38.11	2.20"	55.88	1	3000
596-00019	<b>TAG75T1-822</b>	TAG75T1	K	2.0"	(50.8)	.625"	(15.87)	.75"	19.05	2.0"	50.8	2.12"	53.8	1	2000
596-70822	<b>TAG70T12-822</b>	TAG70T12	Q	.25"	(6.35)	.25"	(6.35)	.5"	12.7	.25"	6.35	3.2"	81.2	12	10000
596-00028	<b>TAGPP1T6-822</b>	TAGPP1T6	R	.625"	(15.87)	.333"	(8.45)	.75"	19.05	.625"	15.87	3.8"	96.52	6	1000
596-00082	<b>TAGPP1T6-82210M</b>	TAGPP1T6	R	.625"	(15.87)	.333"	(8.45)	.75"	19.05	.625"	15.87	3.8"	96.52	6	10000
596-11822	<b>TAG11T4-822</b>	TAG11T4	C	.65"	(16.5)	.2"	(5.08)	.3"	7.62	.65"	16.5	2.6"	66.04	4	5000
596-00046	<b>TAGPP2T6-822</b>	TAGPP2T6	T	.66"	(16.7)	.33"	(8.38)	.75"	19.05	.66"	16.7	4.125"	104.7	6	1000
596-00083	<b>TAGPP3T4-822</b>	TAGPP3T4	U	.688"	(17.4)	.25"	(6.35)	.375"	9.52	.688"	17.4	2.9"	73.66	4	1000
596-13822	<b>TAG13T4-822</b>	TAG13T4	V	.75"	(19.05)	.25"	(6.35)	.35"	8.89	.75"	19.05	3.35"	85.09	4	10000
596-15822	<b>TAG15T3-822</b>	TAG15T3	E	1.0"	(25.4)	.5"	(12.7)	.6"	15.24	1.0"	25.4	3.35"	85.09	3	1000
596-84822	<b>TAG84T3-822</b>	TAG84T3	S	1.25"	(31.75)	.375"	(9.53)	.50"	12.7	1.25"	31.75	4.0"	101.6	3	10000
596-00023	<b>TAG83T1-822</b>	TAG83T1	W	4.0"	(101.6)	.312"	(7.52)	.438"	11.13	4.0"	101.6	4.1"	104.14	1	5000
596-00022	<b>TAG81T8-822</b>	TAG81T8	X	.325"	(8.25)	.20"	(5.08)	.30"	7.62	.325"	8.25	2.6"	66.04	8	5000
596-16822	<b>TAG16T3-822</b>	TAG16T3	Y	.9"	(22.86)	.25"	(6.35)	.35"	8.89	.9"	22.86	3.35"	85.09	3	10000
596-17822	<b>TAG17T2-822</b>	TAG17T2	Z	1.5"	(38.11)	.25"	(6.35)	.35"	8.89	1.65"	41.98	3.35"	85.09	2	10000
596-73822	<b>TAG73T1-822</b>	TAG73T1	AA	2.0"	(50.8)	1.0"	(25.4)	1.125"	28.57	1.0"	25.4	2.20"	55.83	1	3000
596-42822	<b>TAG72T1-822</b>	TAG72T1	M	2.75"	(69.85)	1.25"	(31.75)	1.375"	34.93	2.75"	69.85	2.95"	74.95	1	3000
596-71822	<b>TAG71T5-822</b>	TAG71T5	BB	.5"	(12.7)	.43"	(11.1)	.662"	16.81	.43"	11.1	3.35"	85.09	5	10000
596-82822	<b>TAG82T2-822</b>	TAG82T2	CC	1.5"	(38.1)	.25"	(6.35)	.30"	7.62	1.5"	38.1	3.20"	81.28	2	10000
822C Material*															
596-00029	<b>TAGPP1T6-822C</b>	TAGPP1T6	R	.625"	(15.87)	.333"	(8.45)	.75"	19.05	.625"	15.87	3.8"	96.52	6	1000
596-00030	<b>TAGPP1T6-822C10M</b>	TAGPP1T6	R	.625"	(15.87)	.333"	(8.45)	.75"	19.05	.625"	15.87	3.8"	96.52	6	10000
596-00003	<b>TAG11T4-822C</b>	TAG11T4	C	.65"	(16.5)	.2"	(5.08)	.3"	7.62	.65"	16.5	2.6"	66.04	4	5000
596-00047	<b>TAGPP2T6-822C</b>	TAGPP2T6	T	.66"	(16.7)	.33"	(8.38)	.75"	19.05	.66"	16.7	4.125"	104.7	6	1000
596-00084	<b>TAGPP3T4-822C</b>	TAGPP3T4	U	.688"	(17.4)	.25"	(6.35)	.375"	9.52	.688"	17.4	2.9"	73.66	4	1000
596-00001	<b>TAG15T3-822C10M</b>	TAG15T3	E	1.0"	(25.4)	.5"	(12.7)	.6"	15.24	1.0"	25.4	3.35"	85.09	3	10000
596-00043	<b>TAG27T1-822C</b>	TAG27T1	J	1.5"	(38.11)	.75"	(19.05)	.875"	22.2	1.5"	38.11	2.20"	55.88	1	3000
DTH Material***															
596-00033	<b>TAG13T4-DTH</b>	TAG13T4	V	.75"	(19.05)	.25"	(6.35)	.35"	8.89	.75"	19.05	3.35"	85.09	4	10000
596-00034	<b>TAG16T3-DTH</b>	TAG16T3	Y	.9"	(22.86)	.25"	(6.35)	.35"	8.89	.9"	22.86	3.35"	85.09	3	10000
596-00035	<b>TAG15T3-DTH</b>	TAG15T3	E	1.0"	(25.4)	.5"	(12.7)	.6"	15.24	1.0"	25.4	3.35"	85.09	3	10000
596-00036	<b>TAG27T2-DTH</b>	TAG27T2	J	1.5"	(38.11)	.75"	(19.05)	.875"	22.2	1.5"	38.11	2.20"	55.83	2	10000
596-00037	<b>TAG99T1-DTH</b>	TAG99T1	DD	2.0"	(50.8)	.25"	(6.35)	.375"	9.52	2.0"	50.8	2.2"	55.8	1	2500
596-00038	<b>TAG73T1-DTH</b>	TAG73T1	AA	2.0"	(50.8)	1.0"	(25.4)	1.125"	28.57	1.0"	25.4	2.20"	55.83	1	3000
596-00039	<b>TAG33T1-DTH</b>	TAG33T1	EE	3.0"	(76.2)	2.0"	(50.8)	2.125"	53.97	2.0"	50.8	3.1"	78.74	1	1000
PAP - Non-Adhesive Cardstock															
596-00017	<b>TAG74T2-PAP</b>	TAG74T2	FF	1.75"	(44.45)	.375"	(9.53)	.562"	14.2	1.75"	44.45	3.5"	88.9	2	1000
596-00025	<b>TAG82T2-PAP</b>	TAG82T2	GG	2.0"	(50.8)	.396"	(10.05)	.562"	14.2	2.0"	50.8	4.05"	102.0	2	1000
596-00024	<b>TAG85T1-PAP</b>	TAG85T1	HH	3.0"	(76.2)	.50"	(12.7)	.60"	15.24	3.0"	76.2	3.2"	8.28	1	5000

Dimensions are approximate and subject to technical changes. Use **Part No.** for ordering and **Type** for specification purposes.


\* Clear      \*\*\* For use with DTH ribbons only!

**Thermal Transfer Labels *continued***

(Not shown to scale)



TYHCT-250  
**A**



TAG21T6-250  
**B**



TAG11T4-250,  
TAG11T4-822,  
TAG11T4-822C  
**C**



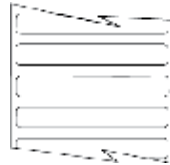
TAG28T4-250  
**D**



TAG15T3-DTH,  
TAG15T3-795,  
TAG15T3-822,  
TAG15T3-822C10M  
TAG15T3-250  
**E**



TAG35T2-250  
**F**



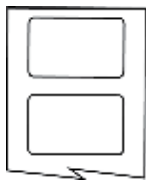
TAG96T1-336  
**G**



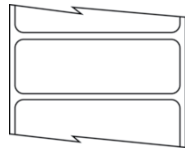
TAG69T1-336  
**H**



TAG68T1-336  
**I**



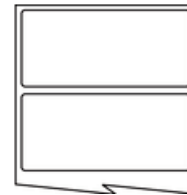
TAG27T1-822,  
TAG27T1-795,  
TAG27T1-822C,  
TAG27T2-DTH  
**J**



TAG751-822  
TAG75T1-795  
**K**



TAG76T1-795  
**L**




TAG72T1-795,  
TAG72T1-822  
**M**



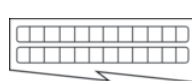
TAG78T1-795  
**N**



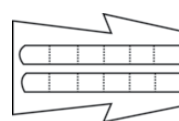
TAG80T1-795  
**O**



TAG79T1-795  
**P**



TAG70T12-822  
**Q**



TAGPP1T6-822,  
TAGPP1T6-822C,  
TAGPP1T6-82210M,  
TAGPP1T6-822C10M  
**R**




TAG84T3-822  
**S**

**Thermal Transfer Labels *continued***

(Not shown to scale)



TAGPP2T6-822,  
TAGPP2T6-822C  
**T**



TAGPP3T4-822,  
TAGPP3T4-822C  
**U**



TAG13T4-822,  
TAG13T4-900,  
TAG13T4-DTH  
**V**



TAG83T1-822  
**W**



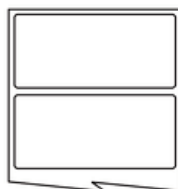
TAG81T8-822  
**X**



TAG16T3-DTH,  
TAG16T3-822,  
**Y**



TAG17T2-822  
**Z**



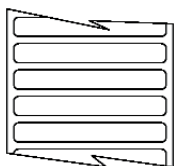
TAG73T1-822,  
TAG73T1-DTH,  
TAG73T1-795  
**AA**



TAG71T5-822  
**BB**



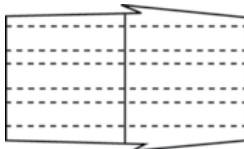
TAG82T2-822  
**CC**



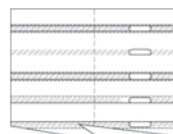
TAG99T1-DTH  
**DD**



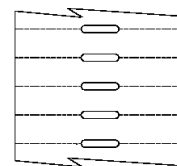
TAG33T1-DTH  
**EE**



TAG74T2-PAP  
**FF**



TAG82T2-PAP  
**GG**



TAG85T1-PAP  
**HH**

## Foam Nameplate Labels

Foam nameplate labels are designed to replace plastic and metal engraved phenolic plates commonly found on control panels in many markets. The labels have a foam base so that they conform to textured surfaces, but still provide a perfectly flat printing surface that is resistant to chemicals, solvents, heat and UV exposure. HellermannTyton's foam nameplate labels include computer printable button labels that fit around the panel hole where the button is inserted. The foam nameplate labels can be printed on demand in any volume needed and any design can be printed on the labels using TagPrint® Pro labeling software and HellermannTyton thermal transfer printers.



### Foam Nameplate Markers

<b>Material Number:</b>	<b>518</b>
Material:	Polyester
Foam:	Polyethylene
Adhesive:	Acrylic
Temperature Range:	-40°F (-40°C) to +176°F (+80°C) 2 year outdoor rated



### Product Selection

Article No.	Part No.	Type	Width	Height	Hole Diameter	Color	Pkg. Qty
<b>Foam Nameplates</b>							
596-00500	596-00500	NPL27X13WH	1.06" (26.9mm)	.49" (12.4mm)	N/A	White	500
596-00503	596-00503	NPL27X13BK	1.06" (26.9mm)	.49" (12.4mm)	N/A	Black	500
596-00504	596-00504	NPL51X25WH	2" (50.8mm)	1" (25.4mm)	N/A	White	500
596-00507	596-00507	NPL51X25BK	2" (50.8mm)	1" (25.4mm)	N/A	Black	500
596-00417	596-00417	NPL76X101WH	3" (76.2mm)	4" (101.6mm)	N/A	White	150
<b>Foam Button Nameplates</b>							
596-00412	596-00412	NPLH31X31WH22.5	1.25" (31.7mm)	1.25" (31.7mm)	.88" (22.3mm)	White	250
596-00413	596-00413	NPLH31X31BK22.5	1.25" (31.7mm)	1.25" (31.7mm)	.88" (22.3mm)	Black	250
596-00414	596-00414	NPLH44X44WH30.5	1.75" (44.4mm)	1.75" (44.4mm)	1.2" (30.4mm)	White	250
596-00415	596-00415	NPLH44X44BK30.5	1.75" (44.4mm)	1.75" (44.4mm)	1.2" (30.4mm)	Black	250
Article No.	Part No.	Type	Description				Pkg. Qty
<b>Colored Foam Button Nameplate Labels</b>							
596-00405	596-00405	NPLH31X38YE22.5	1.2" x 1.5" Yellow button label with .88" (22.5mm) hole				500
596-00406	596-00406	NPLH31X38RD22.5	1.2" x 1.5" Red button label with .88" (22.5mm) hole				500
596-00407	596-00407	NPLH31X38BK22.5	1.2" x 1.5" Black button label with .88" (22.5mm) hole				500
596-00404	596-00404	NPLH31X38WH22.5	1.2" x 1.5" White button label with .88" (22.5mm) hole				500
596-00323	596-00323	NPLH31X38GN22.5	1.2" x 1.5" Green button label with .88" (22.5mm) hole				500
<b>Emergency Stop Foam Nameplate Label</b>							
596-00202	596-00202	NPL60X60YE	2.375" x 2.375" Yellow emergency stop label				100

Use Part No. for ordering and Type for specification

### Foam Nameplates



### Foam Button Nameplates



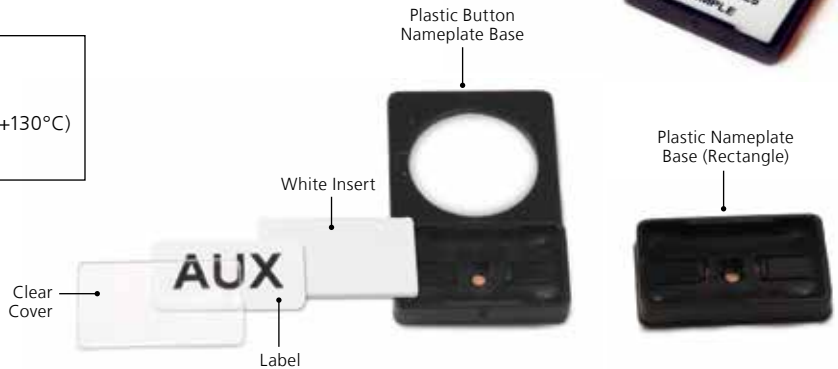
### Plastic Nameplate Markers

HellermannTyton plastic nameplate markers are made of polycarbonate that is rated to UL94V0. The plastic nameplate markers can be mechanically mounted and include a clear polycarbonate cover that protects the printed text. Both nameplate and button nameplate designs are available. Designed for long term durability, the plastic nameplate markers still allow individual customization, on demand, while providing the performance of an engraved plate. They are excellent for use on solar control panels, electrical boxes, inverters, or anything requiring long term identification.



#### Plastic Nameplates

Material:	Polycarbonate
Adhesive:	Acrylic
Temperature Range:	-22°F (30°C) to +266°F (+130°C)
Flammability:	UL94V0



#### Product Selection

Article No.	Part No.	Type	Width	Length	Description	Hole Diameter	Color	Pkg. Type	Pkg. Qty
<b>Plastic Button Nameplate Bases</b>									
596-00189	596-00189	PTSA-22	1.12" (28.4mm)	1.87" (47.4mm)	Button legend base WITH LOCATORS	.88" (22.3mm)	Black	Flat PKG	100
596-00190	596-00190	PTOA-22	1.12" (28.4mm)	1.87" (47.4mm)	Button legend base W/O LOCATORS	.88" (22.3mm)	Black	Flat PKG	100
<b>White Inserts</b>									
596-00418	596-00418	WPL15X27	1.06" (26.92mm)	.59" (14.9mm)	White insert for use in 596-00189, 596-00190 and 596-00191	N/A	White	Flat PKG	360
596-00419	596-00419	WPL15X49	1.92" (48.7mm)	.59" (14.9mm)	White insert for use in 596-00192	N/A	White	Flat PKG	180
596-00420	596-00420	WPL15X67	2.63" (66.8mm)	.59" (14.9mm)	White insert for use in 596-00193	N/A	Black	Flat PKG	90
<b>Labels For Use On Inserts</b>									
596-00184	596-00184	NPL25X13	1" (25.4mm)	.5" (12.7mm)	Label for use in 596-00418 insert	N/A	White	RL	500
596-00185	596-00185	NPL47X13	1.85" (46.9mm)	.5" (12.7mm)	Label for use in 596-00419 insert	N/A	White	RL	500
596-00183	596-00183	NPL63X13	2.5" (63.5mm)	.5" (12.7mm)	Label for use in 596-00420 insert	N/A	White	RL	500
<b>Clear Covers</b>									
596-00194	596-00194	TC15X27	1.06" (26.92mm)	.59" (14.9mm)	Clear cover for use with 596-00189, 596-00190 and 596-00191	N/A	Clear	Flat PKG	360
596-00195	596-00195	TC15X49	1.92" (48.7mm)	.59" (14.9mm)	Clear cover for use in 596-00192	N/A	Clear	Flat PKG	180
596-00196	596-00196	TC15X67	2.63" (66.8mm)	.59" (14.9mm)	Clear cover for use in 596-00193	N/A	Clear	Flat PKG	90
<b>Plastic Nameplate Bases (Rectangle)</b>									
596-00191	596-00191	LB15X27	1.06" (26.92mm)	.59" (14.9mm)	Black rectangle legend base	N/A	Black	Flat PKG	100
596-00192	596-00192	LB15X49	1.92" (48.7mm)	.59" (14.9mm)	Black rectangle legend base	N/A	Black	Flat PKG	100
596-00193	596-00193	LB15X67	2.63" (66.8mm)	.59" (14.9mm)	Black rectangle legend base	N/A	Black	Flat PKG	100

Use Part No. for ordering and Type for specification

Plastic nameplates are made to be assembled as kits. The black base should also include the white insert, a label for the insert and a clear cover to protect the printing. Each is sold separately. Please see descriptions of which parts are recommended to go with the basic Plastic button nameplate bases and or Plastic rectangular nameplate bases.

BASE + WHITE INSERT + LABEL (OPTIONAL\*) + CLEAR COVER

\*White inserts can also be directly printed using an ink jet plotter.

### Continuous Vinyl Labels

HellermannTyton's continuous vinyl labels come in a variety of colors and printing widths. Designed to optimize unique and custom printing designs on demand, vinyl labels allow the maximum flexibility for printing unique sizes of labels. The vinyl has been tested for UV resistance up to ten years in outdoor applications and can be used to print warning labels, voltage markers, switch identifiers, and even pipe markers using TagPrint® Pro 3.0 labeling software and any HellermannTyton thermal transfer printing system.



#### Material Data

Material:	Vinyl
Adhesive:	Acrylic
Temperature Range:	-40°F to +180°F (-40°C to +82°C)
Liner:	10 Year Outdoor Rated

#### Product Selection

Article No.	Part No.	Type	Width	Length	Description	Color	Pkg. Type	Pkg. Qty
558-00309	558-00309	HT1WH250	1 (25.4)	250 (76)	1" White Vinyl Continuous Roll	White	RL	1
558-00313	558-00313	HT2WH250	2 (50.8)	250 (76)	2" White Vinyl Continuous Roll	White	RL	1
558-00345	558-00345	HT3WH250	3 (76.2)	250 (76)	3" White Vinyl Continuous Roll	White	RL	1
558-00350	558-00350	HT4WH250	4 (101.6)	250 (76)	4" White Vinyl Continuous Roll	White	RL	1
558-00310	558-00310	HT1YE250	1 (25.4)	250 (76)	1" Yellow Vinyl Continuous Roll	Yellow	RL	1
558-00314	558-00314	HT2YE250	2 (50.8)	250 (76)	2" Yellow Vinyl Continuous Roll	Yellow	RL	1
558-00346	558-00346	HT3YE250	3 (76.2)	250 (76)	3" Yellow Vinyl Continuous Roll	Yellow	RL	1
558-00308	558-00308	HT1RD250	1 (25.4)	250 (76)	1" Red Vinyl Continuous Roll	Red	RL	1
558-00312	558-00312	HT2RD250	2 (50.8)	250 (76)	2" Red Vinyl Continuous Roll	Red	RL	1
558-00006	558-00006	HT3RD250	3 (76.2)	250 (76)	3" Red Vinyl Continuous Roll	Red	RL	1
558-00370	558-00370	HT4RD250	4 (101.6)	250 (76)	4" Red Vinyl Continuous Roll	Red	RL	1
558-00307	558-00307	HT1BK250	1 (25.4)	250 (76)	1" Black Vinyl Continuous Roll	Black	RL	1
558-00311	558-00311	HT2BK250	2 (50.8)	250 (76)	2" Black Vinyl Continuous Roll	Black	RL	1
558-00374	558-00374	HT3BK250	3 (76.2)	250 (76)	3" Black Vinyl Continuous Roll	Black	RL	1
558-00336	558-00336	HT1OE250	1 (25.4)	250 (76)	1" Orange Vinyl Continuous Roll	Orange	RL	1
558-00337	558-00337	HT2OE250	2 (50.8)	250 (76)	2" Orange Vinyl Continuous Roll	Orange	RL	1
558-00338	558-00338	HT3OE250	3 (76.2)	250 (76)	3" Orange Vinyl Continuous Roll	Orange	RL	1
558-00339	558-00339	HT1BU250	1 (25.4)	250 (76)	1" Blue Vinyl Continuous Roll	Blue	RL	1
558-00341	558-00341	HT2BU250	2 (50.8)	250 (76)	2" Blue Vinyl Continuous Roll	Blue	RL	1
558-00343	558-00343	HT3BU250	3 (76.2)	250 (76)	3" Blue Vinyl Continuous Roll	Blue	RL	1
558-00340	558-00340	HT1GN250	1 (25.4)	250 (76)	1" Green Vinyl Continuous Roll	Green	RL	1
558-00342	558-00342	HT2GN250	2 (50.8)	250 (76)	2" Green Vinyl Continuous Roll	Green	RL	1
558-00344	558-00344	HT3GN250	3 (76.2)	250 (76)	3" Green Vinyl Continuous Roll	Green	RL	1
558-00351	558-00351	HT4GN250	4 (101.6)	250 (76)	4" Green Vinyl Continuous Roll	Green	RL	1

Use Part No. for ordering and Type for specification.

## ShrinkTrak™ Heat Shrinkable Markers

HellermannTyton's ShrinkTrak™ heat shrinkable markers make it easy to mark wire, cable, and other components. These ladder-style markers are designed with side slits for easier application. All ShrinkTrak® markers are military specified. They also reduce printer jams with their efficient and high performance design. For seamless labeling, ShrinkTrak™ can be printed using HellermannTyton's TagPrint® Pro professional label creation software, thermal transfer printers and ribbons to create a permanent and solvent resistant print when shrunk and applied.

### Versatile

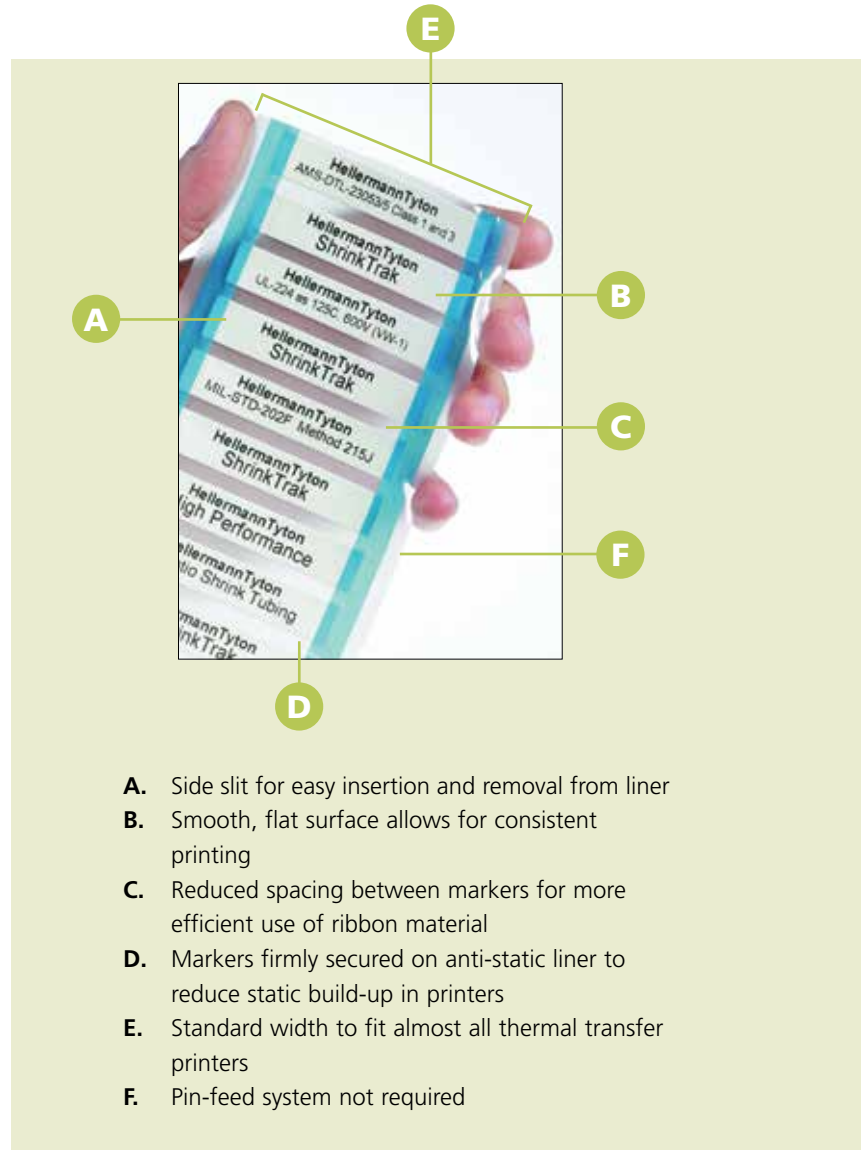
- Flexible, flame retardant, heat shrinkable polyolefin tubing meets all military specifications
- 3:1 shrink ratio
- Standard colors - yellow, white and black
- Larger packaging options result in less box changes

### High Performance Design

- Center slit versions reduce or eliminate hand cutting
- Non-slip, printable liner allows additional marker data to be printed on the reverse side for records and placement instructions
- Utilize HellermannTyton's Durattach ribbon system for the highest print performance on the market

### Reduce Printer Jams

- Markers dispense directly into HellermannTyton thermal transfer printers with custom box opening
- Dispense markers faster and easier with waxed core dispenser



- A.** Side slit for easy insertion and removal from liner
- B.** Smooth, flat surface allows for consistent printing
- C.** Reduced spacing between markers for more efficient use of ribbon material
- D.** Markers firmly secured on anti-static liner to reduce static build-up in printers
- E.** Standard width to fit almost all thermal transfer printers
- F.** Pin-feed system not required

### Ease of Use - Step by Step Guide



**Step 1**  
Print with thermal transfer printer



**Step 2**  
Bend liner at side slit



**Step 3**  
Insert wire into marker



**Step 4**  
Pull-up on wire - the marker will pull away from liner



**ShrinkTrak Applied!**



**ShrinkTrak™ Heat Shrinkable Markers *continued***

Material Data	
Material	<b>Polyolefin, cross-linked (POX)</b>
Product Thickness	<b>3 mil total thickness</b>
Shrink Temperature (nominal)	<b>+194 °F (+90 °C)</b>
Operating Temperature	<b>-67 °F to +275 °F (-55 °C to +135 °C)</b>
Flame Retardant	<b>Yes</b>
Flammability	<b>UL224 VW1</b>
Flexibility	<b>flexible</b>
Abrasion Resistance	<b>Good</b>
Solvent Resistance	<b>Good</b>
Standard Colors	<b>White, Yellow &amp; Black</b>
*For other colors, contact HellermannTyton	
UL Rating	<b>Meets UL-224 as +257 °F (+125 °C), 600V (VW-1)</b>
Certification	<b>AMS-DTL-23053/5 Class 1 and 3, SAE-AS81531, MIL-STD-202G Method 215K</b>



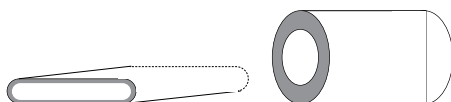
**Recommended Thermal Transfer Ribbons**

- |                        |   |
|------------------------|---|
| <b>TT230SM Printer</b> | <b>TTM430/TTM460</b>                      |
| TTDTHOUTSM             | <b>or other thermal transfer printers</b> |
| T822OUTSM              | TTDTHOUT                                  |
| TTHSTOUTSM             | TT822OUT                                  |
| TT900OUTSM             | TTHSTOUT                                  |
|                        | TT900OUT                                  |



**ShrinkTrak Specifications**

Diameter Size	0.125"	0.187"	0.25"	0.375"	0.50"	0.75"	1.0"
Wire Size Range (AWG/MCM)	18-22 (.044 - 1)	12-18 (.063 - .17)	10-16 (.083 - .230)	8-14 (.122 - .340)	2-10 (.166 - .470)	6-0000 (.25 - .725)	1-400 (.330 - .876)
Inside Diameter as Supplied In. (mm)*	0.118 +/- 0.024 (3.0 +/- 0.6)	0.177 +/- 0.032 (4.5 +/- 0.8)	0.236 +/- 0.040 (6.0 +/- 1.0)	0.354 +/- 0.040 (9.0 +/- 1.0)	0.470 +/- 0.024 (12.0 +/- 1.0)	0.732 +/- 0.040 (18.6 +/- 1.0)	1.024 +/- 0.040 (26.0 +/- 1.0)
Inside Diameter After Recovery In. (mm)	0.043 (1.0)	0.063 (1.6)	0.083 (2.1)	0.122 (3.1)	0.166 (4.2)	0.25 (6.35)	0.33 (8.3)
Wall Thickness After Recovery In. (mm)	0.0209 +/- 0.0040 (.53 +/- 0.10)	0.026 +/- 0.004 (.65 +/- 0.10)	0.028 +/- 0.004 (.71 +/- 0.10)	0.031 +/- 0.006 (0.78 +/- 0.15)	0.033 +/- 0.006 (0.83 +/- 0.15)	0.036 +/- 0.006 (0.91 +/- 0.15)	0.039 +/- 0.006 (.99 +/- 1.6)
Overall Width In. (mm)	0.209 +/- 0.040 (5.3 +/- 1.0)	0.303 +/- 0.052 (7.7 +/- 1.3)	0.398 +/- 0.063 (10.1 +/- 1.6)	0.587 +/- 0.063 (14.9 +/- 1.6)	0.776 +/- 0.063 (19.7 +/- 1.6)	1.21 +/- 0.063 (30.8 +/- 1.6)	1.63 +/- 0.063 (41.38 +/- 1.6)
Overall Height In. (mm)	0.020 (0.508)	0.020 (0.508)	0.020 (0.508)	0.022 (0.558)	0.023 (0.582)	0.025 (0.63)	0.03 (0.76)
Dimensional Reference (if the wire or cable diameter is less than or equal to)							



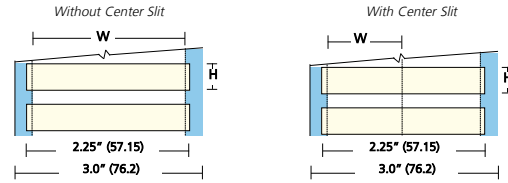
\*As supplied

\*\*Recovered

\* Contact HellermannTyton for custom color options.

\*\* Meets printer performance requirements of SAE-AS81531 using the ribbons listed above in any thermal transfer printer, including HellermannTyton's TT320SM and TT1210

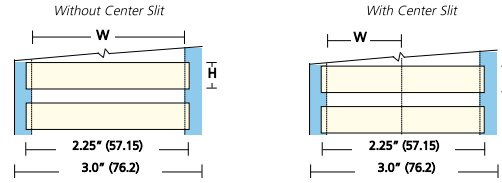
ShrinkTrak Heat Shrinkable Markers *continued*



Product Selection										
Article No.	Part No.	Type	Cross Ref to Former Part No.	Color	Center Slit	Width (W)		Height (H)		Pkg. Qty.
						In.	(mm.)	In.	(mm.)	
0.125" (3.17mm) - Outside Diameter										
553-50001	<b>553-50001</b>	HST3-1BK	THS-610BM	Black	-	1.9"	(48.26)	.235"	(5.97)	250
553-50002	<b>553-50002</b>	HST3-1WH	THS-610W	White	-	1.9"	(48.26)	1.90"	(48)	250
553-50003	<b>553-50003</b>	HST3-1WH	THS-610W10C	White	-	1.9"	(48.26)	1.90"	(48)	1000
553-50078	<b>553-50078</b>	HST3-1WH	THS-610W25C	White	-	1.9"	(48.26)	.235"	(5.97)	2500
553-50004	<b>553-50004</b>	HST3-1WH-S	THS-610WP	White	Single	.95"	(24.1)	.235"	(5.97)	500
553-50074	<b>553-50074</b>	HST3-1WH-S	THS-610WP10C	White	Single	.95"	(24.1)	.235"	(5.97)	2000
553-50067	<b>553-50067</b>	HST3-1WH-S	THS-610WP25C	White	Single	.95"	(24.1)	.235"	(5.97)	5000
553-50070	<b>553-50070</b>	HST3-1WH-2S	THS-610W2P	White	Double	.63"	(16.08)	.235"	(5.97)	750
553-50075	<b>553-50075</b>	HST3-1WH-2S	THS-610W2P10C	White	Double	.63"	(16.08)	.235"	(5.97)	3000
553-50063	<b>553-50063</b>	HST3-1WH-3S	THS-610W3P	White	Triple	.475"	(12.07)	.235"	(5.97)	1000
553-50088	<b>553-50088</b>	HST3-1WH-3S	THS-610W3P10C	White	Triple	.475"	(12.07)	.475"	(12)	4000
553-50006	<b>553-50006</b>	HST3-1YE	THS-610Y10C	Yellow	-	1.9"	(48.26)	.235"	(5.97)	1000
553-50005	<b>553-50005</b>	HST3-1YE	THS-610Y	Yellow	-	1.9"	(48.26)	.235"	(5.97)	250
553-50007	<b>553-50007</b>	HST3-1YE-S	THS-610YP	Yellow	Single	.95"	(24.1)	.235"	(5.97)	500
553-50076	<b>553-50076</b>	HST3-1YE-S	THS-610YP10C	Yellow	Single	.95"	(24.1)	.235"	(5.97)	2000
553-50071	<b>553-50071</b>	HST3-1YE-2S	THS-610Y2P	Yellow	Double	.63"	(16.08)	.235"	(5.97)	750
553-50077	<b>553-50077</b>	HST3-1YE-2S	THS-610Y2P10C	Yellow	Double	.63"	(16.08)	.235"	(5.97)	3000
0.187" (4.74 mm) - Outside Diameter										
553-50008	<b>553-50008</b>	HST4.8-1.6BK	THS-615BM	Black	-	1.9"	(48.26)	.312"	(7.92)	250
553-50009	<b>553-50009</b>	HST4.8-1.6WH	THS-615W	White	-	1.9"	(48.26)	.312"	(7.92)	250
553-50010	<b>553-50010</b>	HST4.8-1.6WH	THS-615W10C	White	-	1.9"	(48.26)	.312"	(7.92)	1000
553-50177	<b>553-50177</b>	HST4.8-1.6WH	THS-615W30C	White	-	1.9"	(48.26)	.312"	(7.92)	3000
553-50079	<b>553-50079</b>	HST4.8-1.6WH	THS-615W50C	White	-	1.9"	(48.26)	.312"	(7.92)	5000
553-50011	<b>553-50011</b>	HST4.8-1.6WH-S	THS-615WP	White	Single	.95"	(24.1)	.312"	(7.92)	500
553-50080	<b>553-50080</b>	HST4.8-1.6WH-S	THS-615WP10C	White	Single	.95"	(24.1)	.312"	(7.92)	2000
553-50068	<b>553-50068</b>	HST4.8-1.6WH-2S	THS-615W2P	White	Double	.633"	(16.08)	.312"	(7.92)	750
553-50072	<b>553-50072</b>	HST4.8-1.6WH-2S	THS-615W2P10C	White	Double	.633"	(16.08)	.312"	(7.92)	3000
553-50064	<b>553-50064</b>	HST4.8-1.6WH-3S	THS-615W3P	White	Triple	.475"	(12.07)	.312"	(7.92)	1000
553-50081	<b>553-50081</b>	HST4.8-1.6WH-3S	THS-615W3P10C	White	Triple	.475"	(12.07)	.312"	(7.92)	4000
553-50013	<b>553-50013</b>	HST4.8-1.6YE	THS-615Y10C	Yellow	-	1.9"	(48.26)	.312"	(7.92)	1000
553-50012	<b>553-50012</b>	HST4.8-1.6YE	THS-615Y	Yellow	-	1.9"	(48.26)	.312"	(7.92)	250
553-50014	<b>553-50014</b>	HST4.8-1.6YE-S	THS-615YP	Yellow	Single	.95"	(24.1)	.312"	(7.92)	500
553-50069	<b>553-50069</b>	HST4.8-1.6YE-2S	THS-615Y2P	Yellow	Double	.633"	(16.08)	.312"	(7.92)	750
553-50073	<b>553-50073</b>	HST4.8-1.6YE-2S	THS-615Y2P10C	Yellow	Double	.633"	(16.08)	.312"	(7.92)	3000
553-50176	<b>553-50176</b>	HST4.8-1.6WH-S	THS-615Y2P10C	White	Double	.633"	(16.08)	.312"	(7.92)	3000
0.25" (6.35mm) - Outside Diameter										
553-50015	<b>553-50015</b>	HST6-2BK	THS-620BM	Black	-	1.9"	(48.26)	.420"	(10.67)	250
553-50016	<b>553-50016</b>	HST6-2WH	THS-620W	White	-	1.9"	(48.26)	.420"	(10.67)	250
553-50017	<b>553-50017</b>	HST6-2WH	THS-620W10C	White	-	1.9"	(48.26)	.420"	(10.67)	1000
553-50018	<b>553-50018</b>	HST6-2WH	THS-620W50C	White	-	1.9"	(48.26)	.420"	(10.67)	5000
553-50019	<b>553-50019</b>	HST6-2WHC	THS-620WP	White	Single	.95"	(24.1)	.420"	(10.67)	500
553-50020	<b>553-50020</b>	HST6-2YE-S	THS-620YP10C	Yellow	-	1.9"	(48.26)	.420"	(10.67)	2000
553-50021	<b>553-50021</b>	HST6-2YE-2S	THS-620Y2P	Yellow	-	1.9"	(48.26)	.420"	(10.67)	1000
553-50022	<b>553-50022</b>	HST6-2YE-S	THS-620Y3P	Yellow	Single	.95"	(24.1)	.420"	(10.67)	1000

Dimensions are approximate and subject to technical changes. Use **Part No.** for ordering and **Type** for specification purposes.

ShrinkTrak Heat Shrinkable Markers *continued*



Product Selection										
Article No.	Part No.	Type	Cross Ref to Former Part No.	Color	Center Slit	Width (W)		Height (H)		Pkg. Qty.
						In.	(mm.)	In.	(mm.)	
0.25" (6.35mm) - Outside Diameter (continued)										
553-50082	<b>553-50082</b>	HST6-2WH-2S	THS-620W2P	White	Double	.633"	(16.08)	.420"	(10.67)	750
553-50083	<b>553-50083</b>	HST6-2YE-2S	THS-620Y2P	Yellow	Double	.633"	(16.08)	.420"	(10.67)	750
553-50084	<b>553-50084</b>	HST6-2WH-S	THS-620WP10C	White	Single	.95"	(24.1)	.420"	(10.67)	2000
553-50085	<b>553-50085</b>	HST6-2YE-S	THS-620YP10C	Yellow	Single	.95"	(24.1)	.420"	(10.67)	2000
553-50089	<b>553-50089</b>	HST6-2WH-3S	THS-620W3P10C	White	Triple	.475"	(12.07)	.420"	(10.67)	4000
0.375" (9.52 mm) - Outside Diameter										
553-50023	<b>553-50023</b>	HST9-3BK	THS-625BM	Black	-	1.9"	(48.26)	.597"	(15.16)	250
553-50024	<b>553-50024</b>	HST9-3WH	THS-625W	White	-	1.9"	(48.26)	.597"	(15.16)	250
553-50025	<b>553-50025</b>	HST9-3WH-S	THS-625WP	White	Single	.95"	(24.1)	.597"	(15.16)	500
553-50066	<b>553-50066</b>	HST9-3WH-3S	THS-625W3P	White	Triple	.475"	(12.07)	.597"	(15.16)	1000
553-50026	<b>553-50026</b>	HST9-3YE	THS-625Y	Yellow	-	1.9"	(48.26)	.597"	(15.16)	250
553-50027	<b>553-50027</b>	HST9-3YE-S	THS-625YP	Yellow	Single	.95"	(24.1)	.597"	(15.16)	500
553-50192	<b>553-50192</b>	HST9-3WH	THS-625W10C	White	-	1.9"	(48.26)	.597"	(15.16)	1000
0.50" (12.7 mm) - Outside Diameter										
553-50028	<b>553-50028</b>	HST12-4BK	THS-630BM	Black	-	1.9"	(48.26)	.77"	(19.55)	250
553-50029	<b>553-50029</b>	HST12-4WH	THS-630W	White	-	1.9"	(48.26)	.77"	(19.55)	250
553-50030	<b>553-50030</b>	HST12-4WH-S	THS-630WP	White	Single	.95"	(24.1)	.77"	(19.55)	500
553-50086	<b>553-50086</b>	HST12-4WH-3S	THS-630W3P	White	Triple	.475"	(12.07)	.77"	(19.55)	1000
553-50031	<b>553-50031</b>	HST12-4YE	THS-630Y	Yellow	-	1.9"	(48.26)	.77"	(19.55)	250
553-50032	<b>553-50032</b>	HST12-4YE-S	THS-630YP	Yellow	Single	.95"	(24.1)	.77"	(19.55)	500
553-50087	<b>553-50087</b>	HST12-4YE-3S	THS-630Y3P	Yellow	Triple	.475"	(12.07)	.77"	(19.55)	1000
553-50231	<b>553-50231</b>	HST12-4WH	THS-630W10C	White	-	1.9"	(48.26)	.77"	(19.55)	1000
553-50232	<b>553-50232</b>	HST12-4WH-S	THS-630WP10C	White	Single	.95"	(24.1)	.77"	(19.55)	2000
0.75" (19.05 mm) - Outside Diameter										
553-50033	<b>553-50033</b>	HST18-6BK	THS-635BM	Black	-	1.9"	(48.26)	1.2"	(30.48)	250
553-50034	<b>553-50034</b>	HST18-6WH	THS-635W	White	-	1.9"	(48.26)	1.2"	(30.48)	250
553-50035	<b>553-50035</b>	HST18-6WH-S	THS-635WP	White	Single	.95"	(24.1)	1.2"	(30.48)	500
553-50036	<b>553-50036</b>	HST18-6YE	THS-635Y	Yellow	-	1.9"	(48.26)	1.2"	(30.48)	250
553-50037	<b>553-50037</b>	HST18-6YE-S	THS-635YP	Yellow	Single	.95"	(24.1)	1.2"	(30.48)	500
553-50233	<b>553-50233</b>	HST18-6WH	THS-635W10C	White	-	1.9"	(48.26)	1.2"	(30.48)	1000
553-50234	<b>553-50234</b>	HST18-6WH-S	THS-635WP10C	White	Single	.95"	(24.1)	1.2"	(30.48)	2000
1.0" (25.4mm) - Outside Diameter										
553-50038	<b>553-50038</b>	HST24-8BK	THS-640BM	Black	-	1.9"	(48.26)	1.69"	(42.93)	250
553-50039	<b>553-50039</b>	HST24-8WH	THS-640W	White	-	1.9"	(48.26)	1.69"	(42.93)	250
553-50040	<b>553-50040</b>	HST24-8WH-S	THS-640WP	White	Single	.95"	(24.1)	1.69"	(42.93)	500
553-50041	<b>553-50041</b>	HST24-8YE	THS-640Y	Yellow	-	1.9"	(48.26)	1.69"	(42.93)	250
553-50042	<b>553-50042</b>	HST24-8YE-S	THS-640YP	Yellow	Single	.95"	(24.1)	1.69"	(42.93)	500
1.5" (38.1mm) - Outside Diameter										
553-50226	<b>553-50226</b>	HFST39-13WH-S	THS-645WP	White	Single	.95"	(24.13)	2.26"	(57.40)	300
553-50209	<b>553-50209</b>	HST39-13WH	THS-645W	White	-	1.9"	(48.26)	2.26"	(57.40)	150
553-50225	<b>553-50225</b>	HFST39-13YE	THS-645Y	Yellow	-	1.9"	(48.26)	2.26"	(57.40)	150
553-50227	<b>553-50227</b>	HFST39-13YE-S	THS-645YP	Yellow	Single	.95"	(24.13)	2.26"	(57.40)	300

Dimensions are approximate and subject to technical changes. Use **Part No.** for ordering and **Type** for specification purposes.

## TipTag Cable Markers

HellermannTyton's TipTags are non-adhesive, cross laminated polyolefin tags with die cut cable tie slots for mechanical fastening. These cable markers are designed to mark wire bundles or large cables. TipTags are ideal for applications where exceptional print performance and long term service life are critical. TipTags consist of a thin, strong material which allows the tags to be lightweight, very strong, tear resistant, and work well in thermal transfer printers.



- Thermal transfer printable for high print contrast
- Halogen free for low smoke and low fire hazard applications
- White front and yellow back for versatility
- Superior strength and tear resistance for long lasting identification
- Pre-cut slots to secure the TipTag using HellermannTyton cable ties
- Printable on both sides
- Printable with Durattach ribbon on white side for the most durable mark in the industry
- Pre-cut sensor slot which ensures the markers will work in any thermal transfer printer
- Perforated in a bandolier for easy knitting and access to individual markers
- Thin profile to take up less space and eliminate any chance of the marker damaging wire insulation
- Lightweight design for applications that require long-term fuel and weight considerations

Material: Polyolefin cross laminated with clear polyester laminate  
 Polyolefin base: 6.5 mil  
 Clear polyester laminate: 1.0 mil

Properties: Halogen-free (low smoke and low fire hazard)  
 Superior print performance, especially with Durattach ribbons  
 Unaffected by most chemicals  
 Wide service temperature range  
 Non-toxic, odorless, and can be recycled or incinerated

Service Temperature Range: -58°F to +221°F (-50°F to +105°C)  
 Can withstand spikes up to 135°C (275°F) for short periods of time

Approvals: SAE-AS81531 and Mil-Std 202G, Method 215J



TipTag Cable Markers *continued*

Material Data	
Material	<b>Polyolefin, cross laminated</b>
Operating Temperature	<b>-58 °F to +221 °F (-50 °C to +105 °C) continuous</b>
Certification	<b>Meets SAE-AS81531, Mil-Std 202G Method 215J, and BS 4G 198-3, Type 11a</b>



Product Selection							
Article No.	Part No.	Type	Marker Size		Printable Area		Pkg. Qty.
			in.	(mm)	in.	(mm)	
556-26008	<b>556-26008</b>	TIPTAGVA15X65YEW	2.59" X .68"	(65 X 17.4)	2.58" X .59"	(65 X 15)	500
556-26006	<b>556-26006</b>	TIPTAGVA10X65YEW	2.59" X .50"	(65 X 12.7)	2.58" X .39"	(65 X 10)	500
556-26007	<b>556-26007</b>	TIPTAGVA10X90YEW	3.54" X .50"	(90 X 12.7)	3.54" X .40"	(90 X 10)	500
556-26009	<b>556-26009</b>	TIPTAGVA15X90YEW	3.54" X .68"	(90 X 17.4)	3.54" X .59"	(90 X 15)	500

Dimensions are approximate and subject to technical changes. Use **Part No.** for ordering and **Type** for specification purposes.

T18 - T30 Series Cable Ties Natural and Black

Most popular cable ties for use with TipTags.

Material Data	
Material	<b>Polyamide 6.6 (PA66)</b>
Operating Temperature	<b>-40 °F to +185 °F (-40 °C to +85 °C) continuous</b>



File# E64139 File# E64139

Product Selection													
Article No.	Part No.	Type	US Gov. Designation	Min. Tensile Strength		Length (L)		Max. Ø Bundle		Width (W)	Color	Pkg. Qty.	
				lbs.	(N)	in.	(mm)	in.	(mm)				in.
111-02809	<b>T18S9M4</b>	T18S	-	18 lbs	(80)	3.27"	(83)	.63"	(16)	.09"	(2.3)	Natural	1000
111-02811	<b>T18S0M4</b>	T18S	-	18 lbs	(80)	3.27"	(83)	.63"	(16)	.09"	(2.3)	Black	1000
111-01872	<b>T18R9M4</b>	T18R	MS3367-4-9	18 lbs	(80)	4"	(100)	.87"	(22)	.10"	(2.5)	Natural	1000
111-01841	<b>T18R0M4</b>	T18R	*	18 lbs	(80)	4"	(100)	.87"	(22)	.10"	(2.5)	Black	1000
111-02322	<b>T18I9M4</b>	T18I	-	18 lbs	(80)	5.51"	(140)	1.38"	(35)	.10"	(2.5)	Natural	1000
111-02315	<b>T18I0M4</b>	T18I	-	18 lbs	(80)	5.51"	(140)	1.38"	(35)	.10"	(2.5)	Black	1000
111-02026	<b>T18L9M4</b>	T18L	-	18 lbs	(80)	8.0"	(205)	2.17"	(55)	.10"	(2.5)	Natural	1000
111-02015	<b>T18L0M4</b>	T18L	-	18 lbs	(80)	8.0"	(205)	2.17"	(55)	.10"	(2.5)	Black	1000
111-03047	<b>T30R9M4</b>	T30R	MS3367-5-9	30 lbs	(135)	5.9"	(150)	1.38"	(35)	.14"	(3.5)	Natural	1000
111-03034	<b>T30R0M4</b>	T30R	*	30 lbs	(135)	5.9"	(150)	1.38"	(35)	.14"	(3.5)	Black	1000
111-03327	<b>T30L9M4</b>	T30L	-	30 lbs	(135)	7.48"	(190)	1.97"	(50)	.14"	(3.5)	Natural	1000
111-03315	<b>T30L0M4</b>	T30L	-	30 lbs	(135)	7.48"	(190)	1.97"	(50)	.14"	(3.5)	Black	1000
111-03517	<b>T30LL9M4</b>	T30LL	-	30 lbs	(135)	11.42"	(290)	3.15"	(80)	.14"	(3.5)	Natural	1000
111-03511	<b>T30LL0M4</b>	T30LL	-	30 lbs	(135)	11.42"	(290)	3.15"	(80)	.14"	(3.5)	Black	1000
111-02907	<b>T30XL9M4</b>	T30XL	-	30 lbs	(135)	14.37"	(365)	4.13"	(105)	.14"	(3.5)	Natural	1000
111-02903	<b>T30XL0M4</b>	T30XL	-	30 lbs	(135)	14.37"	(365)	4.13"	(105)	.14"	(3.5)	Black	1000






Dimensions are approximate and subject to technical changes. Use **Part No.** for ordering and **Type** for specification purposes.

\* Military black available. Contact HellermannTyton for more information.

### Laser Tag Label Materials

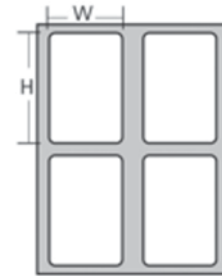
Laser Tags are durable, laser printable labels for applications requiring clear, crisp legibility. The labels come on 8.5" x 11" sheets and are printable using HellermannTyton TagPrint® Pro software and a standard laser printer. Specially designed adhesives and materials are used for the Laser Tags, ensuring that the labels will not curl, change color, or jam laser printers. Laser Tags are available in die-cut on 8-1/2" x 11" polyester sheets.



Label Material	105 Material 	788 Material 	788C Material 	789 Material 
<b>Material Name</b>	Self-Laminating Laser Polyester	White Laser Polyester	Clear Laser Polyester	White Laser Polyester
<b>Printer</b>	Laser	Laser	Laser	Laser
<b>Topcoat</b>	Specially formulated for superb ink anchorage	Specially formulated for superb toner anchorage for most laser printers	Specially formulated for superb toner anchorage for most laser printers	Specially formulated for superb ink anchorage
<b>Liner</b>	82#	68#	68#	90#
<b>Temperature Range</b>	-40°F to +300°F (-40°C to +149°C)	-40°F to +194°F (-40°C to +92°C)	-40°F to +194°F (-40°C to +92°C)	-40°F to +300°F (-40°C to +149°C)
<b>Adhesive Type</b>	Permanent pressure-sensitive acrylic	Permanent pressure-sensitive acrylic	Permanent pressure-sensitive acrylic	Permanent pressure-sensitive acrylic
<b>Application</b>	Excellent for on-the-job wire marking. Ideal for flat ribbon cable, machine tool, and underground wiring. Smallest diameter is 0.15"	Excellent for general purpose component or panel marking. Bar code printable.	Excellent for general purpose component or panel marking. Bar code printable.	For flat labeling applications that require solvent or high temperature resistance. Bar code printable. Can be used to mark electronics and printed circuit boards.
<b>Certifications</b>				
<b>Outdoor Durability</b>	N/A	1 year	1 year	2 years
<b>Chemical Resistance</b>	Good for most petroleum based solvents and lower aliphatic alcohols. Not good for most esters and ketones. Water resistant.	Applied labels will be resistant to water, mild acids, alkalis, salts and most petroleum-based solvents, oils, greases, aliphatic solvents such as kerosene, keptane and reference fuel	Applied labels will be resistant to water, mild acids, alkalis, salts and most petroleum-based solvents, oils, greases, aliphatic solvents such as kerosene, keptane and reference fuel	Applied labels will be resistant to water, mild acids, alkalis, salts and most petroleum based solvents, oils, greases, aliphatic solvent such as kerosene, keptane and reference fuel

## Laser Tag Labels

HellermannTyton's Laser Tag labels are used for component marking.




Product Selection											
Article No.	Part No.	Type	Drawing Reference	Width (W)		Height (H)		Labels per Row	Labels per Column	Labels per Sheet	Pkg. Qty.
			(pages 213-214)	In.	(mm.)	In.	(mm.)				
<b>788 Material</b>											
594-01788	<b>TAGPP1-788</b>	TAGPP1	A	1.5"	(15.87)	.37"	(7.87)	12	30	360	1000
594-00001	<b>TAGPP2-788</b>	TAGPP2	B	.66"	(16.7)	.33"	(8.38)	12	30	360	1000
594-62788	<b>TAG62L-788</b>	TAG62L	C	1.50"	(31.75)	.37"	(9.52)	5	25	125	1000
594-61788	<b>TAG61L-788</b>	TAG61L	D	2.62"	(66.67)	1.0"	(25.4)	3	10	30	7500
594-60788	<b>TAG60L-788</b>	TAG60L	E	2.83"	(71.88)	1.5"	(38.1)	3	7	21	5250
594-59788	<b>TAG59L-788</b>	TAG59L	F	4.0"	(101.60)	1.5"	(38.1)	2	7	14	3500
594-58788	<b>TAG58L-788</b>	TAG58L	G	4.0"	(101.60)	2.0"	(50.8)	2	5	10	2500
594-56788	<b>TAG56L-788</b>	TAG56L	H	4.0"	(101.60)	3.33"	(84.5)	2	3	6	1500
594-57788	<b>TAG57L-788</b>	TAG57L	I	4.25"	(107.90)	2.75"	(69.8)	2	4	8	2000
594-55788	<b>TAG55L-788</b>	TAG55L	J	4.25"	(107.90)	5.5"	(139.70)	2	2	4	1000
594-54788	<b>TAG54L-788</b>	TAG54L	K	8.5"	(215.90)	5.5"	(139.70)	1	2	2	500
594-53788	<b>TAG53L-788</b>	TAG53L	L	8.5"	(215.90)	10.81"	(274.6)	1	1	1	250
<b>788C Material</b>											
594-02788	<b>TAGPP1-788C</b>	TAGPP1	A	.625"	(15.87)	.333"	(7.87)	12	30	360	1000
594-00002	<b>TAGPP2-788C</b>	TAGPP2	B	.66"	(16.7)	.33"	(8.38)	12	30	360	1000
<b>789 Material</b>											
594-11789	<b>TAG11L-789</b>	TAG11L	M	.65"	(16.50)	.20"	(5.08)	10	48	480	5000
594-13789	<b>TAG13L-789</b>	TAG13L	N	.75"	(19.00)	.25"	(6.35)	8	39	312	5000
594-14789	<b>TAG14L-789</b>	TAG14L	O	1.0"	(25.40)	.375"	(9.52)	7	25	175	5000
594-15789	<b>TAG15L-789</b>	TAG15L	P	1.0"	(25.40)	.5"	(12.70)	7	19	133	5000
594-96789	<b>TAG96L-789</b>	TAG96L	Q	1.875"	(47.62)	.25"	(6.35)	4	36	144	1000
594-69789	<b>TAG69L-789</b>	TAG69L	R	2.0"	(50.8)	.275"	(6.98)	4	35	140	5000
594-67789	<b>TAG67L-789</b>	TAG67L	S	2.87"	(73)	.375"	(9.52)	2	25	50	1000
594-66789	<b>TAG66L-789</b>	TAG66L	T	3.59"	(91.4)	.375"	(9.52)	2	25	50	1000
594-68789	<b>TAG68L-789</b>	TAG68L	U	3.8"	(96.5)	.275"	(6.98)	2	35	70	2500
594-45789	<b>TAG45L-789</b>	TAG45L	V	4.0"	(101.60)	.80"	(20.32)	2	12	24	5000
<b>Cardstock Material</b>											
593-00001	<b>TAGPHONE</b>	TAGPHONE	W	1.75"	(44.45)	.375"	(9.52)	4	21	84	1000


Dimensions are approximate and subject to technical changes. Use **Part No.** for ordering and **Type** for specification purposes.

**Laser Tag Labels *continued***

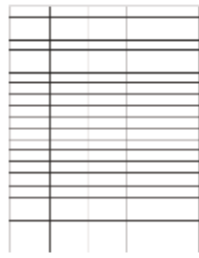
(Not shown to scale)




TAGPP1-788,  
TAGPP1-788C  
**A**



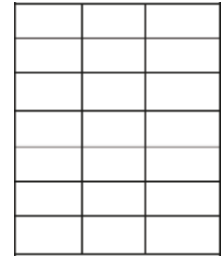
TAGPP2-788,  
TAGPP2-788C  
**B**



TAG62L-788  
**C**



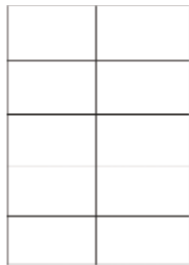
TAG61L-788  
**D**



TAG60L-788  
**E**



TAG59L-799  
**F**




TAG58L-788  
**G**



TAG56L-788  
**H**



TAG57L-788  
**I**



TAG55L-788  
**J**



TAG54L-788  
**K**



TAG53L-788  
**L**




**Laser Tag Labels *continued***


(Not shown to scale)




TAG11L-789  
**M**



TAG13L-789  
**N**



TAG14L-789  
**O**



TAG15L-789  
**P**



TAG96L-789  
**Q**



TAG69L-789  
**R**



TAG67L-789  
**S**




TAG66L-789  
**T**



TAG68L-789  
**U**



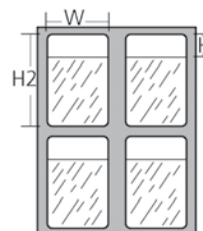
TAG45L-789  
**V**



TAGPHONE  
**W**

### Self-Laminating Laser Tags

HellermannTyton self-laminating Laser Tags are durable, yet conformable to compound surfaces like wires and cables. These labels can be wrapped onto wires without fear of flagging or popping off the wires. The clear overlap protects printed information. Self-laminating Laser Tags are made of 1.0 MIL polyester (105 material).




Product Selection

Article No.	Part No.	Type	Drawing References	Width (W)		Height of Printable Area (H)		Height of Label (H2)		Labels per Row	Labels per Column	Labels per Sheet	Pkg. Qty.
			(page 216)	In.	(mm.)	In.	(mm.)	In.	(mm.)				
<b>105 Material</b>													
594-26105	<b>TAG26L-105</b>	TAG26L	A	.5"	(12.70)	.375"	(9.5)	.75"	(19.0)	16	16	156	5000
594-02105	<b>TAG2L-105</b>	TAG2L	B	.5"	(12.70)	.5"	(12.7)	1.43"	(36.5)	16	7	112	5000
594-05105	<b>TAG5L-105</b>	TAG5L	C	.8"	(20.30)	.5"	(12.7)	1.43"	(36.4)	8	7	56	5000
594-65105	<b>TAG65L-105</b>	TAG65L	D	.81"	(20.70)	.81"	(20.7)	2.13"	(53.9)	9	4	36	1000
594-51105	<b>TAG51L-105</b>	TAG51L	E	1.0"	(25.40)	.35"	(8.89)	.75"	(19.0)	8	12	84	5000
594-49105	<b>TAG49L-105</b>	TAG49L	F	1.0"	(25.40)	.35"	(8.8)	1.0"	(25.5)	8	8	70	2500
594-63105	<b>TAG63L-105</b>	TAG63L	G	1.0"	(25.40)	.5"	(12.7)	1.33"	(33.78)	8	7	49	2500
594-09105	<b>TAG9L-105</b>	TAG9L	H	1.0"	(25.40)	.75"	(19.00)	2.25"	(57.1)	7	4	28	1000
594-50105	<b>TAG50L-105</b>	TAG50L	I	1.0"	(25.40)	1.0"	(25.4)	3.16"	(80.4)	8	3	21	1000
594-64105	<b>TAG64L-105</b>	TAG64L	J	1.17"	(29.6)	.83"	(21.08)	3.33"	(84.6)	6	3	18	1000
594-01105	<b>TAG1L-105</b>	TAG1L	K	1.9"	(48.20)	.75"	(19.0)	3.25"	(82.5)	4	3	12	1000
594-52105	<b>TAG52L-105</b>	TAG52L	L	2.0"	(50.80)	.47"	(33.70)	1.33"	(33.7)	3	7	21	1000
594-10105	<b>TAG10L-105</b>	TAG10L	M	2.0"	(50.8)	.75"	(19.1)	2.25"	(57.2)	4	4	16	1000


Dimensions are approximate and subject to technical changes. Use **Part No.** for ordering and **Type** for specification purposes.

### Self-Laminating Laser Tags *continued*


(Not shown to scale)



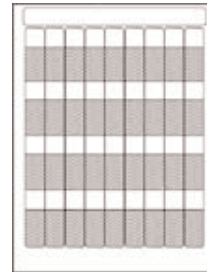
TAG26L-105  
**A**




TAG2L-105  
**B**




TAG5L-105  
**C**




TAG65L-105  
**D**




TAG51L-105  
**E**




TAG49L-105  
**F**




TAG63L-105  
**G**




TAG9L-105  
**H**



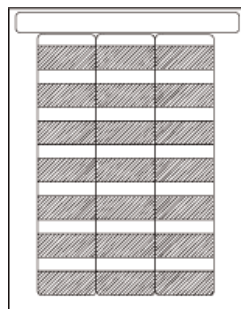
TAG50L-105  
**I**




TAG64L-105  
**J**



TAG1L-105  
**K**



TAG52L-105  
**L**






TAG10L-105  
**M**

### Ink Jet Label Materials

HellermannTyton offers a series of technologically advanced labels for use on standard ink jet printers. The labels come on 8.5" x 11" sheets and are printable using HellermannTyton's TagPrint® Pro software.

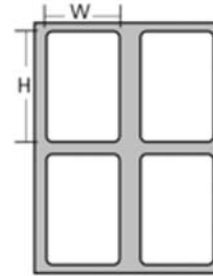
A wide range of materials and sizes is available for wire and component marking. When used with pigment based inks, HellermannTyton ink jet labels offer superior non-smear marks that are chemical and solvent resistant. Colors can be printed when used on a color ink jet printer. Ink jet labels are available in polyester or paper.



Label Material	108 Material 	450 Material 	994 Material 
<b>Material Name</b>	Paper	White Polyester	Clear Self-Laminating Polyester
<b>Printer(s)</b>	Ink Jet	Ink Jet	Ink Jet
<b>Topcoat</b>	Uncoated Paper	Specially formulated for superb toner anchorage and fast-drying printing	Formulated for superb anchorage for ink jet printing
<b>Liner</b>	50#	50#	82#
<b>Temperature Range</b>	-20°F to +200°F (-20°C to +93°C)	-40°F to +300°F (-40°C to +149°C)	-40°F to +300°F (-40°C to +149°C)
<b>Adhesive Type</b>	Pressure sensitive acrylic	Pressure sensitive acrylic	Permanent pressure sensitive acrylic
<b>Application</b>	General purpose flat label applications where the environment is not critical	Flat surface marking using ink jet labels	Excellent for on-the-job wire marking. Ideal for flat ribbon cable, machine tool and underground wiring. For use in ink jet or laser printers.
<b>Chemical Resistance</b>	General purpose paper permanent marking	Excellent chemical resistance to chemicals, solvents, and abrasion when using pigment based ink. Moderate resistance when using dye based inks.	Good for most petroleum based solvents and lower aliphatic alcohols. Not good for most esters and ketones. Water resistant

## Ink Jet Labels

HellermannTyton's inkjet labels are used for component marking.




Product Selection

Article No.	Part No.	Type	Drawing Reference	Width (W)		Height (H)		Labels per Row	Labels per Column	Labels per Sheet	Pkg. Qty.
			(page 219)	In.	(mm.)	In.	(mm.)				
<b>108 Material</b>											
593-01108	<b>TAGPP1J-108</b>	TAGPP1J	A	.625"	(15.87)	.31"	(7.87)	12	30	360	1000
593-65108	<b>TAG65J-108</b>	TAG65J	B	1.0"	(25.4)	1.50"	(31.75)	12	10	50	12500
593-59108	<b>TAG59J-108</b>	TAG59J	C	4.0"	(101.6)	1.5"	(38.1)	2	7	14	3500
593-57108	<b>TAG57J-108</b>	TAG57J	D	4.25"	(107.9)	2.75"	(69.80)	2	4	8	2000
593-56108	<b>TAG56J-108</b>	TAG56J	E	3.33"	(84.5)	4.0"	(101.6)	2	3	6	1500
<b>450 Material</b>											
593-11450	<b>TAG11J-450</b>	TAG11J	F	.20"	(5.08)	.65"	(16.05)	21	12	252	5000
593-13450	<b>TAG13J-450</b>	TAG13J	G	.25"	(6.35)	.75"	(19.00)	26	12	312	5000
593-14450	<b>TAG14J-450</b>	TAG14J	H	.375"	(9.52)	1.0"	(25.4)	16	9	144	5000
593-19450	<b>TAG19J-450</b>	TAG19J	I	.375"	(9.52)	2.0"	(50.8)	15	4	60	1000
593-15450	<b>TAG15J-450</b>	TAG15J	J	.5"	(12.7)	1.0"	(25.4)	13	9	117	5000
593-21450	<b>TAG21J-450</b>	TAG21J	K	.5"	(12.7)	.75"	(19.00)	13	12	156	5000
593-28450	<b>TAG28J-450</b>	TAG28J	L	.80"	(20.3)	1.437"	(36.49)	8	6	48	1000
<b>Cardstock Material</b>											
593-00001	<b>TAGPHONE</b>	TAGPHONE	M	1.75"	(44.45)	.375"	(9.52)	4	21	84	1000

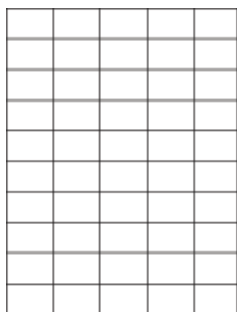
Dimensions are approximate and subject to technical changes. Use **Part No.** for ordering and **Type** for specification purposes.

**Ink Jet Labels *continued***

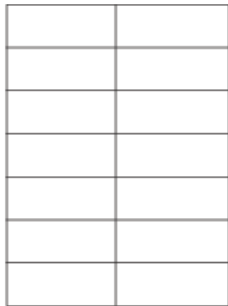
(Not shown to scale)




*TAGPP1J-788*  
**A**



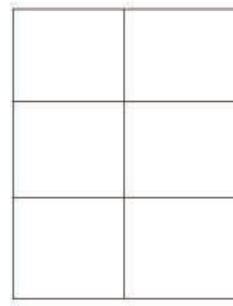
*TAG65J-108*  
**B**




*TAG59J-108*  
**C**




*TAG57L-788*  
**D**




*TAG56L-788*  
**E**



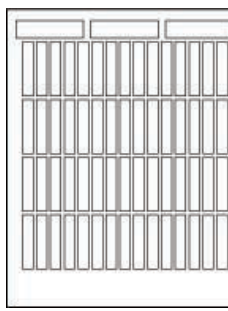
*TAG11J-450*  
**F**




*TAG13J-450*  
**G**




*TAG14J-450*  
**H**



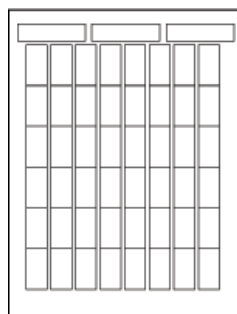
*TAG19J-450*  
**I**



*TAG15J-450*  
**J**



*TAG21J-450*  
**K**



*TAG28J-450*  
**L**

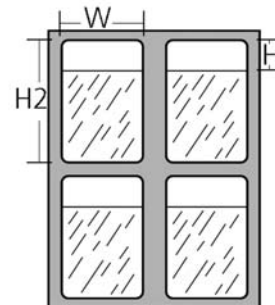



*TAGPHONE*  
**M**

### Ink Jet Self-Laminating Labels

HellermannTyton's ink jet self-laminating labels are smear resistant, allowing them to be handled immediately. The labels are made of a heat resistant 1mm polyester film with a strong acrylic-based adhesive. The printable area is a special ink-receptive film that absorbs the ink as it is printed on an ink jet printer. This same material, 994 clear polyester, can also be used in any standard laser printer.

Each sheet is smaller than the standard letter size (8.5"x11"). Less waste results from the smaller sheet size because the user can print smaller quantities at one time. HellermannTyton's ink jet self-laminating labels are also more convenient to store.



Product Selection

Article No.	Part No.	Type	Drawing References	Width (W)		Height of Printable Area (H)		Height of Label (H2)		Labels per Row	Labels per Column	Labels per Sheet	Pkg. Qty.
			(page 221)	In.	(mm.)	In.	(mm.)	In.	(mm.)				
<b>994 Material</b>													
593-26994	<b>TAG26J-994</b>	TAG26J	A	.5"	(12.7)	.35"	(8.89)	.75"	(19.05)	16	8	128	2500
593-05994	<b>TAG5J-994</b>	TAG5J	B	.8"	(20.3)	.5"	(12.7)	1.43"	(36.32)	10	4	40	1000
593-51994	<b>TAG51J-994</b>	TAG51J	C	1.0"	(25.4)	.35"	(8.89)	.75"	(19.05)	8	8	64	1000
593-22994	<b>TAG22J-994</b>	TAG22J	D	1.0"	(25.4)	.5"	(12.7)	1.43"	(36.32)	8	4	32	1000
593-09994	<b>TAG9J-994</b>	TAG9J	E	1.0"	(25.4)	.75"	(19.05)	2.25"	(57.15)	8	3	24	1000
593-64994	<b>TAG64J-994</b>	TAG64J	F	1.16"	(29.6)	.86"	(21.8)	3.25"	(82.6)	7	2	14	1000

Dimensions are approximate and subject to technical changes. Use **Part No.** for ordering and **Type** for specification purposes.


**Ink Jet Self-Laminating Labels *continued***

(Not shown to scale)



TAG26J-994

**A**




TAG5J-994

**B**



TAG51J-994

**C**




TAG22J-994

**D**



TAG9J-994

**E**



TAG64J-994

**F**



### Pre-printed Labels

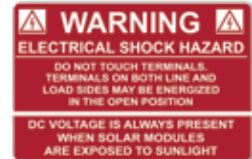
HellermannTyton pre-printed and thermal transfer printable labels have a special high-bond adhesive for use on both enamel and powder coat painted surfaces. Labels are a laminated construction for maximum UV stability. Where required, labels are reflective per NEC and IFC standards. Labels meet the requirements of UL969.



Material Data	
Material	443/552 UV Stable Flexible White Vinyl w/ Acrylic Laminate
Operating Temperature	-40 °F (-40 °C) to 175 °F (79 °C)
Min. Application Temp.	50 °F (10 °C)
Liner	78# White Bleached Paper
Certifications	UL969



596-00233



596-00232



596-00234



596-00258



596-00235



596-00231



596-00236

Product Selection				
Article No.	Part No.	Type	Roll Qty.	Description
596-00233	596-00233	WESHLBL	50	WARNING - ELECTRICAL SHOCK HAZARD 3.75" (95.25mm) X 2.0" (50.8mm)
596-00232	596-00232	WESHLBDC	50	WARNING - ELECTRICAL SHOCK HAZARD W/DC 3.75" (95.25mm) X 2.5" (63.5mm)
596-00234	596-00234	WGCME	50	WARNING - GROUNDED CONDUCTORS MAY BE ENERGIZED 4.12" (104.6mm) X 2" (50.8mm)
596-00258	596-00258	WDCCU	50	WARNING - DC CONDUCTORS MAY BE ENERGIZED 4.12" (104.6mm) X 2" (50.8mm)
596-00235	596-00235	WTOPVLBL	50	WARNING - TURN OFF PV AC PRIOR TO WORKING INSIDE PANEL 4.12" (104.6mm) X 2" (50.8mm)
596-00231	596-00231	WDPSLBL	50	WARNING - DUAL POWER SOURCE 4.12" (104.6mm) X .75" (19.05mm)
596-00236	596-00236	CBACKFED	50	CAUTION - PV SYSTEM CIRCUIT BREAKER IS BACKFED 4.12" (104.6mm) X .75" (19.05mm)

Use Part No. for ordering and Type for specification.

### Reflective Rooftop Label

Designed to meet NEC2011 Section 690.4(F) as interpreted by the International Association of Electrical Inspectors (IAEI), HellermannTyton offers an aluminum and vinyl label designed for use on almost any type of roof shingle. Mount via a pre-cut aluminum plate with aluminum clips (both supplied with label) to standard tar shingles, or bend, shape and fasten with construction adhesive or grommet screws on composite or wooden roofing. Label text is reflective to meet IFC requirements.



Material Data	
Material	242/552 UV Stable Reflective Vinyl w/ Acrylic Laminate on Aluminum
Operating Temperature	-40 °F (-40 °C) to 175 °F (79 °C)
Min. Application Temp.	50 °F (10 °C)
Liner	Polyethylene Coated Paper
Certifications	UL969

Product Selection				
Article No.	Part No.	Type	Pkg. Qty.	Description
596-00257	596-00257	PVPSRTM	1	PHOTOVOLTAIC POWER SOURCE 6.75" (171.45mm) X 2.75" (69.85mm)


Use Part No. for ordering and Type for specification.

### Pre-printed Reflective Labels

Reflective labels are easier to read at night and are used to ensure fire safety and NEC regulations.



Material Data	
Material	242/552 UV Stable Reflective Vinyl w/ Acrylic Laminate
Operating Temperature	-40 °F (-40 °C) to 175 °F (79 °C)
Min. Application Temp.	50 °F (10 °C)
Liner	Polyethylene Coated Paper
Certifications	UL969



Product Selection				
Article No.	Part No.	Type	Pkg. Qty.	Description
596-00244	596-00244	DNDCUL	50	DO NOT DISCONNECT UNDER LOAD 6.5" (165.1mm) X 1" (25.4mm)
596-00245	596-00245	CSESC	50	CAUTION – SOLAR ELECTRIC SYSTEM CONNECTED 6.5" (165.1mm) X 1" (25.4mm)
596-00247	596-00247	CSCIRLBL	50	CAUTION - SOLAR CIRCUIT 6.5" (165.1mm) X 1" (25.4mm)
596-00246	596-00246	SOLARD	50	SOLAR DISCONNECT 6.5" (165.1mm) X 1" (25.4mm)
596-00243	596-00243	MPVSD	50	MAIN PV SYSTEM DISCONNECT 5.5" (139.7mm) X 1.75" (44.45mm)
596-00255	596-00255	MPVACDIS	50	MAIN PV SYSTEM AC DISCONNECT 5.5" (139.7mm) X 1.75" (44.45mm)
596-00206	596-00206	PVPSR	50	PHOTOVOLTAIC POWER SOURCE 6.5" (165.1mm) X 1" (25.4mm)

Use Part No. for ordering and Type for specification.

### Caution Circuit Markers

The Photovoltaic Power Source markers are a pre-printed, non-adhesive, coiled marker that can be opened and snapped over the cable for long-term, reflective, permanent identification. Designed with a UV stable vinyl, the coiled markers come 25 per bag and will fit on all standard PV cables or EMT conduits.



Product Selection				
Article No.	Part No.	Type	Pkg. Qty.	Description
596-00249	596-00249	CSCSNAP4	25	CAUTION - SOLAR CIRCUIT 4" (101.6mm) X 2" (50.8mm) Use on .25" OD PV cables
596-00251	596-00251	CSCSNAP72	25	CAUTION - SOLAR CIRCUIT 7.2" (182.88mm) X 5" (127mm) For EMT conduits up to 1" in OD
596-00207	596-00207	PVPSSNAP4R	25	PHOTOVOLTAIC POWER SOURCE 4" (101.6mm) X 2" (50.8mm) Use on .25" OD PV cables
596-00208	596-00208	PVPSSNAP72R	25	PHOTOVOLTAIC POWER SOURCE 7.2" (182.88mm) X 5" (127mm) For EMT conduits up to 1" in OD

Use Part No. for ordering and Type for specification.

### Thermal Transfer Printable Solar Installation Labels\*


Designed with cross-laminated UV stable materials, the variable imprintable solar installation labels are designed to accept printing from any standard thermal transfer printer using a resin-based ink ribbon for the best durability. Print your voltage information directly on the label and then laminate with an optional clear polyester laminate material for added protection. Even print your disconnecting means and breaker series directly on the labels for a more professional result, ensuring a smooth inspection process.



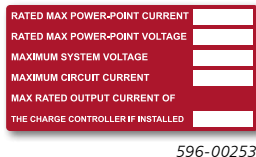
\*Requires TT2305M printer or equivalent to print data for the rating labels.

Material Data

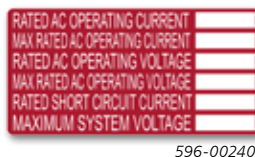
Material	840/926 UV Stable White Polyester w/ Clear Polyester Laminate
Operating Temperature	-40 °F (-40 °C) to 300 °F (150 °C)
Min. Application Temp.	50 °F (10 °C)
Liner	55# Paper
Certifications	UL969



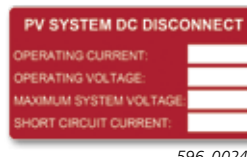
Designed to fit the common types of AC and DC breaker boxes, print the breaker series or disconnecting means directly on the labels.




596-00253



596-00240



596-00241



596-00239



596-00237



596-00238



596-00242



596-00252

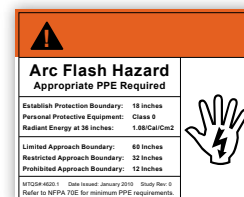
Product Selection

Article No.	Part No.	Type	Roll Qty.	Description
596-00253	596-00253	DC2011	50	DC MODULE LABEL 4" (101.6mm) X 2" (50.8mm)
596-00240	596-00240	ACRATING	50	DC BACKUP SYSTEM LABEL 4" (101.6mm) X 2" (50.8mm)
596-00241	596-00241	DCRATING	50	DC RATING LABEL 3.75" (95.25mm) X 2" (50.8mm)
596-00239	596-00239	PVACDIS	50	PV AC DISCONNECT RATING 3.75" (95.25mm) X 1" (25.4mm)
596-00237	596-00237	ACDISCT	50	PHOTOVOLTAIC - AC DISCONNECT 3.75" (95.25mm) X 1" (25.4mm)
596-00238	596-00238	DCDISCT	50	PHOTOVOLTAIC - DC DISCONNECT 3.75" (95.25mm) X 1" (25.4mm)
596-00242	596-00242	LAM1	50	LAMINATE FOR AC/DC RATING LABEL 4.2" (106.6mm) X 2.25" (57.15mm)
596-00252	596-00252	AC2011	50	AC MODULE LABEL 4" (101.6mm) X 2" (50.8mm)

Use Part No. for ordering and Type for specification.

### Pre-Printed Continuous Colored Signal Labels

Pre-printed continuous colored signal panel labels come in two colors of yellow and white or orange and white for the creation of Caution or Warning signs to meet the various NEC and ANSI requirements for common safety signage. Using TagPrint Pro 3.0 software, almost any size and length marker can be printed and cut-to-size using pre-saved templates found in the labeling software. Simply open the loaded Caution or Warning design, set the desired length in the program, and print the required text in and below the pre-printed colored header. The orange pre-printed continuous colored signal panel labels are great for making custom ARC FLASH labels on demand.



Product Selection

Article No.	Part No.	Type	Description	Pkg. Qty.
558-00327	<b>558-00327</b>	HT2OE50250	2" White vinyl with .5" orange stripe on continuous roll	250
558-00328	<b>558-00328</b>	HT2YE50250	2" White vinyl with .5" yellow stripe on continuous roll	250
558-00330	<b>558-00330</b>	HT3OE75250	3" White vinyl with .75" orange stripe on continuous roll	250
558-00331	<b>558-00331</b>	HT3YE75250	3" White vinyl with .75" yellow stripe on continuous roll	250
558-00333	<b>558-00333</b>	HT4OE10250	4" White vinyl with 1" orange stripe on continuous roll	250
558-00334	<b>558-00334</b>	HT4YE10250	4" White vinyl with 1" yellow stripe on continuous roll	250

Dimensions are approximate and subject to technical changes. Use **Part No.** for ordering and **Type** for specification.

### Pre-Printed Signal Word Labels

The most common signal word signs are DANGER, WARNING, CAUTION, NOTICE and SAFETY as defined by ANSI Z535.4. Each pre-printed Signal Word Label comes with the colored signal panel, signal word, and Safety Alert Symbol (if required). Using TagPrint Pro 3.0 software, the balance of information can easily be designed and printed using pre-saved templates in the labeling software and any HellermannTyton thermal transfer printer. This solution allows almost unlimited capabilities to create practically any conceivable sign on demand with no minimums.



Material Data

Material	Polyester and Clear Laminate
Material Number	690
Operating Temperature	-40°F to +302°F (-40°C to +150°C)
Adhesive	Acrylic

Product Selection

Article No.	Part No.	Type	Description	Pkg. Qty.
596-00203	<b>596-00203</b>	4X6DANGER	4" X 6" White with red DANGER header	250
596-00424	<b>596-00424</b>	3X2DANGER	3" X 2" White with red DANGER header	250
596-00204	<b>596-00204</b>	4X6NOTICE	4" X 6" White with blue NOTICE header	250
596-00426	<b>596-00426</b>	3X2NOTICE	3" X 2" White with blue NOTICE header	250
596-00427	<b>596-00427</b>	4X6CAUTION	4" X 6" White with yellow CAUTION header	250
596-00425	<b>596-00425</b>	3X2CAUTION	3" X 2" White with yellow CAUTION header	250
596-00371	<b>596-00371</b>	4X6SAFETY	4" X 6" White with green SAFETY header	250
596-00375	<b>596-00375</b>	3X2SAFETY	3" X 2" White with green SAFETY header	250
596-00378	<b>596-00378</b>	WV275X135	1.35" X 2.75" Orange WARNING header, blank yellow triangle	250
596-00379	<b>596-00379</b>	DV275X135	1.35" X 2.75" Red DANGER header, blank yellow triangle	250
596-00376	<b>596-00376</b>	WV55X275	2.75" X 5.5" Orange WARNING header, blank yellow triangle	250
596-00377	<b>596-00377</b>	DV55X275	2.75" X 5.5" Red DANGER header, blank yellow triangle	250
596-00386	<b>596-00386</b>	WS275X135	1.35" X 2.75" Orange WARNING header, blank white symbol panel	250
596-00387	<b>596-00387</b>	DS275X135	1.35" X 2.75" Red DANGER header, blank white symbol panel	250
596-00388	<b>596-00388</b>	WS55X275	2.75" X 5.5" Orange WARNING header, blank white symbol panel	250
596-00389	<b>596-00389</b>	DS55X275	2.75" X 5.5" Red DANGER header, blank white symbol panel	250

Dimensions are approximate and subject to technical changes. Use **Part No.** for ordering and **Type** for specification.

### Rite-On® Markers

HellermannTyton's Rite-On Markers are made from a flexible vinyl film and are used to mark wire and cable. The self-laminating labels have a clear tail which seals the legend under clear vinyl, maintaining the quality of the labels. The Rite-On Markers® are packaged in a reusable dispenser made from high impact plastic which is resistant to oils and grease.

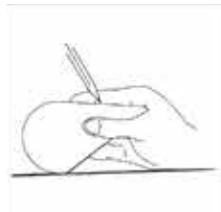


#### Product Features

- Easily and conveniently fits in a pants or shirt pocket.
- Once loaded, unit allows minimal label exposure to dust and moisture.
- Can be used with standard ballpoint pens or HellermannTyton nylon marking pens.
- Excess liner is easily cut-off by tearing it over the edge guide at the front of the unit.
- The dispenser can be reloaded over and over again, making it a cost-effective and efficient method of labeling.



A special label window holds the label firm for easy marking.



Can be held easily in the palm of the hand to provide a flat writing surface.



Label dispenses automatically when the liner is pulled from the front of the unit.

### Self-Laminating Labels and Dispenser

Product Selection									
Article No.	Part No.	Type	Width in. (mm)	Height of Write-On Area in. (mm)	Height of Label in. (mm)	Wire Size Range (AWG)	Min. Wire Size (in <sup>2</sup> )	Markers per Roll	Pkg. Qty.
590-01750	RO175	RO175	.75 " (19.05)	.75 " (19.05)	3.0 " (76.2)	4 to 4/0	.330	90	1 roll
590-05120	RO512	RO512	.75 " (19.05)	.50 " (12.7)	1.875 " (47.62)	8 to 4 AWG	.263	150	1 roll
590-05140	RO514	RO514	.75 " (19.05)	.375 " (9.52)	1.25 " (31.75)	14 to 8 AWG	.053	200	1 roll
590-10000	RO175WP	RO175WP	.75 " (19.05)	.75 " (19.05)	3.0 " (76.2)	4 to 4/0	.330	90	1 roll

Dimensions are approximate and subject to technical changes. Use **Part No.** for ordering and **Type** for specification purposes.

### Refill Rolls

Product Selection									
Article No.	Part No.	Type	Width	Height of Write-On Area	Height of Label	Markers per Roll	Pkg. Qty.		
			in. (mm)	in. (mm)	in. (mm)				
590-01751	175REF	175REF	.75 " (19.05)	.75 " (19.05)	3.0 " (76.2)	40	1 roll		
590-05121	512REF	512REF	.75 " (19.05)	.50 " (12.7)	1.875 " (47.62)	40	1 roll		
590-05141	514REF	514REF	.75 " (19.05)	.375 " (9.52)	1.25 " (31.75)	40	1 roll		

Dimensions are approximate and subject to technical changes. Use **Part No.** for ordering and **Type** for specification purposes.

### Nylon Marking Pens

When used with a non-smear FTP nylon marking pen, marking is fast and economical.

Product Selection				
Article No.	Part No.	Type	Color	Pkg. Qty.
500-50822	T82-R	T82R-RD	Red	2 pens
500-50820	T82-S	T82S-BK	Black	2 pens

Use **Part No.** for ordering and **Type** for specification purposes.



### Wire Marker Tape

The wire marker tape dispenser provides a convenient, economical system for wire marking. HellermannTyton's white marker tape features sharp, crisp legends which are coated to resist smearing and abrasion. It is provided on a carrier strip to prevent contamination of the adhesive prior to installation, assuring permanent, non-flagging marker ends.



Material Data	
Material	Tyvek - a polyolefin material that resists tearing and abrasion
Dimensions	.25" W x 1.25" L
Markers per Roll	76 each legend
Adhesive	Aggressive Acrylic Base



Product Selection				
Article No.	Part No.	Type	Description	Pkg. Qty.
598-00256	<b>WMTD0-9</b>	WMTD0-9	Single box of wire marker tape refill. Each box contains 76 markers of each legend 0-9 and is use to refill the empty tape dispenser	1 Dispenser
598-00259	<b>WMT0-9</b>	WMT0-9	One wire marker tape dispenser with 10 rolls of 76 markers per roll, of each legend 0-9.	1 Refill

Dimensions are approximate and subject to technical changes. Use **Part No.** for ordering and **Type** for specification.

### Handi-Paks

Pre-printed wire labels in a convenient pocket-size booklet. Labels are black with non-smear legends on a white background. The labels are made of a plastic-coated cloth that remains flexible, along with a strong adhesive that assures a firm bond on wires.

Material Data	
Material	Vinyl Cloth (TYHC)
Operating Temperature	-40°F to +248°F (-40°C to +120°C)
Adhesion to Steel	40 oz./in. of width




Product Selection				
Article No.	Part No.	Type	Description	Pkg. Qty.
598-00260	<b>TCWM1</b>	TCWM1	45 Markers each of legend 0-9	1 Booklet
598-00261	<b>TCWM2</b>	TCWM2	10 Markers each of A-Z, 1-15,+,-,/	1 Booklet
598-00262	<b>TCWM3</b>	TCWM3	10 Markers each of 1-45	1 Booklet
598-00263	<b>TCWM4</b>	TCWM4	150 Markers each of 1, 2, and 3	1 Booklet
598-00264	<b>TCWM5</b>	TCWM5	150 Markers each of A, B, and C	1 Booklet
598-00265	<b>TCWM6</b>	TCWM6	150 Markers each of T1, T2, and T3	1 Booklet
598-00266	<b>TCWM7</b>	TCWM7	150 Markers each of L1, L2, and L3	1 Booklet
598-00267	<b>TCWM8</b>	TCWM8	6 Markers each 1-15, 4 Markers each 16-90, and 2 Markers each of A-Z, +, -, /	1 Booklet
598-00268	<b>TCWM9</b>	TCWM9	45 Markers each of 1, 2, 3, A, B, C, 30 Markers each of L1, L2, L3 and 30 Markers each of T1, T2, and T3	1 Booklet
598-00269	<b>TCWM10</b>	TCWM10	45 Markers each of 10 NEMA colors	1 Booklet
598-00270	<b>TCWM11</b>	TCWM11	15 Markers each of 1-30	1 Booklet
598-00271	<b>TCWM12</b>	TCWM12	15 Markers each of A-Z, 21 Markers blank, 8 Markers +, and 7 Markers -	1 Booklet
598-00272	<b>TCWM13</b>	TCWM13	45 Markers each of +, -, AC, DC, 33 Markers each of POS, NEG, and GND, 27 Markers each of NEUT and 21 Markers of SPARE and BLANK	1 Booklet
598-00273	<b>TCWM14</b>	TCWM14	45 Markers each of 0-9, 15 Markers each of L1, L2, L3, and 15 Markers each of T1, T2, and T3	1 Booklet
598-00274	<b>TCWM15</b>	TCWM15	10 Markers each of 46-90	1 Booklet
598-00275	<b>TCWM16</b>	TCWM16	10 Markers each of 1-33, A, B, C, +, -, T1, T2, T3, L1, L2, and L3	1 Booklet

Dimensions are approximate and subject to technical changes. Use **Part No.** for ordering and **Type** for specification.

# WIRE CONNECTORS

HelaCon .....235-237



### The HelaCon Plus series of push-in wire connectors for both solid and stranded wire.



As a global manufacturer and supplier of solutions which help connect, manage and identify wire and cable components, HellermannTyton is known worldwide for its technological innovation, quality and value. Designed for wire-to-wire electrical connections, the HelaCon line of push-in wire connectors from HellermannTyton is the better alternative to the traditional wire connectors that involve the time-consuming twisting of wire. And, with the introduction of the double-spring HelaCon Plus push-in connectors, HellermannTyton has once again coupled safety and efficiency in a distinct solution that offers options to twist-on wire connectors for electrical and original equipment manufacturer applications.

HelaCon Plus is unique in that it is the only push-in style wire connector with a DOUBLE-SPRING DESIGN that delivers a safe, secure, and reliable wire connection. The DOUBLE-SPRING DESIGN requires a low insertion force, thus reducing wiring time and operator hand strain while providing a significantly higher retention value. With HelaCon Plus, HellermannTyton offers an affordable and ergonomically-friendly alternative for completing routine wire termination tasks.

### Market Applications

#### Home & Light Commercial Construction

- Junction Boxes
- Dimmer Switches
- Home Automation
- Lighting Fixtures



#### OEM Lighting & Manufacturing

- Garbage Disposals
- Low-Voltage Lighting Systems
- Ceiling Fans
- Garage Door Openers
- Exhaust Units



#### Maintenance, Repair & Replacement

- Repair Kits
- Power Cord Kits
- Lighting Retrofits
- Security and Alarm Systems





## HelaCon Plus Wire Connector

**Transparent Housing** Clear material for simple identification and quick visual inspection; meets flammability standard of UL94V2.

**Multiple Ports** Individual pole slots for each distinctive wire, regardless of size and style, allowing for flexibility and versatility within the same connector unit.

**Accessible Test Port** Large test port for easy confirmation.



Material Data

Material Housing	Polycarbonate (PC)
Material Plated Brass	Brass Tinned
Material Spring Plate	Stainless Steel (SS)
Max Current	24 A
Max Voltage	600 V (cULus), 450 V (VDE)
Wire Range (cULus)	12 - 22 AWG solid/stranded
Wire Range (VDE)	0.5 - 2.5mm <sup>2</sup> solid/stranded (max 7 cores)
Stripping Length	0.43 inches (11 mm)
Flammability	UL94 V2
Operating Temperature	-22°F (-30°C) to 221°F (+105°C) (cULus) -30°C to +110°C (VDE)
Certification	cULus, VDE, NEMKO, FIMKO, DEMKO, KEMA-KEUR



Double-spring technology provides for low insertion force while delivering a safe, secure connection.



Accommodates both solid and stranded wire (12-22 AWG)



Product Selection

Article No.	Part No.	Type	Color	Number of Conductors	UPC	Width		Height		Depth		Pkg. Qty.
						in.	(mm)	in.	(mm)	in.	(mm)	
148-90000	148-90000	HECP-2	Transparent, Yellow	2	089306277217	.46"	(11.75)	.41"	(10.45)	.75"	(19.00)	100
148-90001	148-90001	HECP-3	Transparent, Orange	3	089306277224	.63"	(15.90)	.41"	(10.45)	.75"	(19.00)	100
148-90002	148-90002	HECP-4	Transparent	4	089306277231	.79"	(20.05)	.41"	(10.45)	.75"	(19.00)	75
148-90003	148-90003	HECP-5	Transparent, Blue	5	089306277248	.95"	(24.20)	.41"	(10.45)	.75"	(19.00)	50
148-90004	148-90004	HECP-6	Transparent, Violet	6	089306277255	1.12"	(28.35)	.41"	(10.45)	.75"	(19.00)	50
148-90005	148-90005	HECP-8	Transparent, Gray	8	089306277262	1.44"	(36.65)	.41"	(10.45)	.75"	(19.00)	40
148-90024	148-90024	HECP-2B	Transparent, Yellow	2	089306326878	.46"	(11.75)	.41"	(10.45)	.75"	(19.00)	500
148-90025	148-90025	HECP-3B	Transparent, Orange	3	089306326861	.63"	(15.90)	.41"	(10.45)	.75"	(19.00)	400
148-90026	148-90026	HECP-4B	Transparent	4	089306326908	.79"	(20.05)	.41"	(10.45)	.75"	(19.00)	300
148-90027	148-90027	HECP-5B	Transparent, Blue	5	089306326915	.95"	(24.20)	.41"	(10.45)	.75"	(19.00)	300
148-90028	148-90028	HECP-6B	Transparent, Violet	6	089306326892	1.12"	(28.35)	.41"	(10.45)	.75"	(19.00)	250
148-90029	148-90029	HECP-8B	Transparent, Gray	8	089306326885	1.44"	(36.65)	.41"	(10.45)	.75"	(19.00)	200

Use **Part No.** for ordering and **Type** for specification purposes.

## HelaCon Plus - The Unique Wire Termination Solution

### 1.) Double-Spring Technology

The HelaCon Plus line of wire connectors from HellermannTyton is the only push-in wire connector with a double-spring design: the first spring allows for low insertion force, and the second secures a firm connection with a significantly stronger retention value.

### 2.) For Both Stranded and Solid Wire

The “peace of mind” wire connector from HellermannTyton holds solid wire firmly in place, reduces buckling when connecting stranded wire, accepts a wider range of wire sizes (12 to 22 AWG wire), and houses both solid and stranded wire cores in one unit.

### 3.) The Ergonomically-Friendly Alternative to Twist-On Wire Connectors

No more twisting and taping. No repetitive motion fatigue. No contact stress from tools. Simply strip the wire and insert it into the connector. At HellermannTyton, we recognize the importance of reduced wiring time, lower labor costs and project expenses, easier installations in difficult spots, and the need to minimize hand strain.

### 4.) Color Coded with Multiple Ports


The “clear benefit” of the HelaCon Plus connector from HellermannTyton is its transparent housing with color-coded sides that allows for easy identification and visual verification. And, this connector has multiple in-line port options (2, 3, 4, 5, 6 and 8 pole selection) for future expansion.

### 5.) Testing Simplified

Featuring a separate test slot, the HellermannTyton HelaCon Plus product includes a larger, more accessible test port that is positioned in the center of the connector.


### 6.) Safer, More Dependable

With a 24 A max current rating, the HellermannTyton HelaCon Plus connector easily exceeds even the most rigid building and construction standards with a UL listed approval up to 600 volts for building wire and 1000 volts

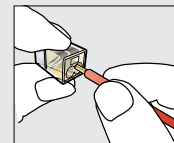


### 3 Easy Steps to using HelaCon Plus

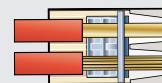
- 1 Strip cable to 0.43 in (11 mm)



- 2 Push cable into HelaCon Plus connector



- 3 Visibly check cable connection through transparent shell



Part No.	Article No.	Page	Part No.	Article No.	Page	Part No.	Article No.	Page	Part No.	Article No.	Page
102-69067	102-69067	68	148-00091	148-00091	64	151-00925	151-00925	70	156-00541	156-00541	39
102-69068	102-69068	68	148-00092	148-00092	64	151-00927	151-00927	72	156-00588	156-00588	42
106-00000	106-00000	83	148-00093	148-00093	64	151-00932	151-00932	69	156-00589	156-00589	42
106-00040	106-00040	87	148-00095	148-00095	64	151-00982	151-00982	44	156-00590	156-00590	42
106-00100	106-00100	87	148-00096	148-00096	64	151-01108	151-01108	70	156-00591	156-00591	42
110-70083	110-70083	76	148-00200	148-00200	41	151-01109	151-01109	68	156-00592	156-00592	42
110-70084	110-70084	76	148-90000	148-90000	224	151-01113	151-01113	71	156-00593	156-00593	42
110-80000	110-80000	77	148-90001	148-90001	224	151-01125	151-01125	68	156-00635	156-00635	42
110-80004	110-80004	77	148-90002	148-90002	224	151-01126	151-01126	68	156-00791	156-00791	62
111-00659	111-00659	22	148-90003	148-90003	224	151-01136	151-01136	71	156-00856	156-00856	39
111-00698	111-00698	22	148-90004	148-90004	224	151-01699	151-01699	44	156-00858	156-00858	39
111-00718	111-00718	22	148-90005	148-90005	224	151-02600	151-02600	69	156-00859	156-00859	39
111-00732	111-00732	22	148-90024	148-90024	224	151-02901	151-02901	68	156-00860	156-00860	39
111-00829	111-00829	24	148-90025	148-90025	224	151-03401	151-03401	43	156-00861	156-00861	39
111-00830	111-00830	24	148-90026	148-90026	224	151-03402	151-03402	43	156-00862	156-00862	39
111-00831	111-00831	24	148-90027	148-90027	224	151-03403	151-03403	43	156-00863	156-00863	39
111-01125	111-01125	22	148-90028	148-90028	224	151-03404	151-03404	43	156-00864	156-00864	39
111-01128	111-01128	19	148-90029	148-90029	224	151-06500	151-06500	106	156-00865	156-00865	39
111-01264	111-01264	20	150-08110	150-08110	68	151-14313	151-14313	142	156-00866	156-00866	40
111-01265	111-01265	20	150-09201	150-09201	69	151-14314	151-14314	142	156-00867	156-00867	40
111-01266	111-01266	20	150-31090	150-31090	47	151-26101	151-26101	69	156-00868	156-00868	40
111-01332	111-01332	23	150-31091	150-31091	47	151-27010	151-27010	100	156-00871	156-00871	40
111-01560	111-01560	20	150-31093	150-31093	47	151-27019	151-27019	100	156-00872	156-00872	41
111-01562	111-01562	20	150-31098	150-31098	48	151-27202	151-27202	100	156-00873	156-00873	41
111-01563	111-01563	20	150-45397	150-45397	69	151-27219	151-27219	100	156-00874	156-00874	40
111-01670	111-01670	18	150-55850	150-55850	46	151-32602	151-32602	70	156-00875	156-00875	40
111-01671	111-01671	67	150-55948	150-55948	48	155-01600	155-01600	69	156-00876	156-00876	40
111-01672	111-01672	67	150-76090	150-76090	39	155-03800	155-03800	71	156-00877	156-00877	41
111-01699	111-01699	18	150-77938	150-77938	48	155-11601	155-11601	68	156-00878	156-00878	41
111-05350	111-05350	47	150-77940	150-77940	46	155-12300	155-12300	60	156-00953	156-00953	46
111-12300	111-12300	14	150-95500	150-95500	68	155-23601	155-23601	61	156-01007	156-01007	39
111-12301	111-12301	14	151-00010	151-00010	142	155-30602	155-30602	59	156-01337	156-01337	63
111-12302	111-12302	14	151-00016	151-00016	69	155-30702	155-30702	71	156-01338	156-01338	63
111-85350	111-85350	54	151-00017	151-00017	69	155-30802	155-30802	68	156-01339	156-01339	63
111-85850	111-85850	54	151-00018	151-00018	142	155-30902	155-30902	69	156-01340	156-01340	63
111-85871	111-85871	47	151-00019	151-00019	142	155-31102	155-31102	71	156-01341	156-01341	63
115-00042	115-00042	34	151-00029	151-00029	68	155-31202	155-31202	62	156-01342	156-01342	63
116-03019	116-03019	11	151-00074	151-00074	69	155-36002	155-36002	71	156-01343	156-01343	63
117-00012	117-00012	38	151-00080	151-00080	69	155-37104	155-37104	40	156-01344	156-01344	63
117-00016	117-00016	35	151-00281	151-00281	69	156-00016	156-00016	41	156-01345	156-01345	63
117-00017	117-00017	35	151-00282	151-00282	69	156-00017	156-00017	40	156-01346	156-01346	63
117-00018	117-00018	35	151-00429	151-00429	71	156-00025	156-00025	46	156-01347	156-01347	63
117-00019	117-00019	35	151-00430	151-00430	71	156-00054	156-00054	47	156-01348	156-01348	63
118-00110	118-00110	27	151-00432	151-00432	92	156-00055	156-00055	47	156-01349	156-01349	63
118-00111	118-00111	27	151-00433	151-00433	92	156-00056	156-00056	47	156-01350	156-01350	63
118-04700	118-04700	27	151-00492	151-00492	49	156-00057	156-00057	47	156-01513	156-01513	18
118-04800	118-04800	27	151-00513	151-00513	71	156-00066	156-00066	46	156-01516	156-01516	63
118-04900	118-04900	27	151-00605	151-00605	68	156-00067	156-00067	50	156-01555	156-01555	18
118-05900	118-05900	27	151-00623	151-00623	69	156-00068	156-00068	50	156-01601	156-01601	40
120-05015	120-05015	84	151-00629	151-00629	69	156-00069	156-00069	50	156-04600	156-04600	41
121-63560	121-63560	34	151-00644	151-00644	106	156-00070	156-00070	50	156-04601	156-04601	41
121-82160	121-82160	34	151-00650	151-00650	69	156-00071	156-00071	50	157-00034	157-00034	58
121-83360	121-83360	34	151-00651	151-00651	68	156-00072	156-00072	50	157-00035	157-00035	58
126-00000	126-00000	41	151-00663	151-00663	68	156-00074	156-00074	50	157-00036	157-00036	58
126-00015	126-00015	54	151-00664	151-00664	69	156-00085	156-00085	48	157-00060	157-00060	38
126-00036	126-00036	41	151-00665	151-00665	69	156-00089	156-00089	47	157-00072	157-00072	51
126-00041	126-00041	56	151-00667	151-00667	178	156-00090	156-00090	47	157-00083	157-00083	59
126-00042	126-00042	56	151-00668	151-00668	178	156-00091	156-00091	47	157-00097	157-00097	51
126-00043	126-00043	55	151-00675	151-00675	71	156-00092	156-00092	47	157-00105	157-00105	60
126-00044	126-00044	55	151-00677	151-00677	70	156-00093	156-00093	47	157-00106	157-00106	60
126-00045	126-00045	55	151-00700	151-00700	142	156-00155	156-00155	62	157-00108	157-00108	51
126-00046	126-00046	55	151-00701	151-00701	142	156-00156	156-00156	46	157-00112	157-00112	53
126-00049	126-00049	56	151-00702	151-00702	142	156-00157	156-00157	46	157-00118	157-00118	52
126-00065	126-00065	57	151-00703	151-00703	142	156-00235	156-00235	48	157-00119	157-00119	52
126-00069	126-00069	56	151-00704	151-00704	71	156-00264	156-00264	57	157-00120	157-00120	52
126-00075	126-00075	54	151-00756	151-00756	99	156-00282	156-00282	49	157-00130	157-00130	52
126-00081	126-00081	54	151-00765	151-00765	71	156-00318	156-00318	62	157-00140	157-00140	51
126-00086	126-00086	54	151-00775	151-00775	70	156-00329	156-00329	49	157-00142	157-00142	53
126-00099	126-00099	54	151-00785	151-00785	70	156-00375	156-00375	47	157-00143	157-00143	53
126-02300	126-02300	54	151-00786	151-00786	70	156-00376	156-00376	47	157-00144	157-00144	53
126-03100	126-03100	57	151-00790	151-00790	68	156-00377	156-00377	47	157-00157	157-00157	53
132-00006	132-00006	65	151-00792	151-00792	71	156-00378	156-00378	47	157-00281	157-00281	58
132-00007	132-00007	65	151-00812	151-00812	103	156-00444	156-00444	57	157-00282	157-00282	58
132-00008	132-00008	65	151-00813	151-00813	103	156-00457	156-00457	48	157-00283	157-00283	58
132-00009	132-00009	65	151-00814	151-00814	103	156-00468	156-00468	42	157-00284	157-00284	58
132-00010	132-00010	65	151-00833	151-00833	71	156-00507	156-00507	71	157-00285	157-00285	58
132-00011	132-00011	65	151-00834	151-00834	71	156-00521	156-00521	71	157-00286	157-00286	58
148-00088	148-00088	64	151-00835	151-00835	71	156-00538	156-00538	39	157-00400	157-00400	58
148-00089	148-00089	64	151-00836	151-00836	71	156-00539	156-00539	39	157-00401	157-00401	58
148-00090	148-00090	64	151-00903	151-00903	69	156-00540	156-00540	39	157-00402	157-00402	58

Part No.	Article No.	Page	Part No.	Article No.	Page	Part No.	Article No.	Page	Part No.	Article No.	Page
157-00403	157-00403	58	170-03053	170-03053	161	170-03135	170-03135	157	181-00152	181-00152	131
157-00404	157-00404	58	170-03054	170-03054	163	170-03136	170-03136	157	181-00153	181-00153	131
157-00405	157-00405	58	170-03055	170-03055	163	170-03137	170-03137	157	181-00154	181-00154	131
161-60001	161-60001	136	170-03056	170-03056	163	170-03138	170-03138	157	181-00155	181-00155	126
161-60002	161-60002	136	170-03057	170-03057	163	170-03139	170-03139	157	181-00156	181-00156	126
161-60003	161-60003	136	170-03058	170-03058	161	170-03140	170-03140	152	181-00157	181-00157	126
161-60004	161-60004	136	170-03059	170-03059	161	170-03141	170-03141	152	181-00159	181-00159	125
161-60005	161-60005	136	170-03060	170-03060	161	170-03142	170-03142	152	181-00212	181-00212	124
161-63103	161-63103	134	170-03061	170-03061	161	170-03143	170-03143	152	181-00214	181-00214	124
161-63203	161-63203	134	170-03062	170-03062	163	170-03144	170-03144	152	181-00216	181-00216	124
161-63303	161-63303	134	170-03063	170-03063	163	170-03145	170-03145	152	181-00218	181-00218	124
161-63403	161-63403	134	170-03064	170-03064	163	170-03146	170-03146	152	181-00220	181-00220	119
161-63503	161-63503	134	170-03065	170-03065	163	170-03147	170-03147	152	181-00222	181-00222	119
161-64002	161-64002	135	170-03066	170-03066	149	170-03148	170-03148	159	181-00224	181-00224	119
161-64004	161-64004	135	170-03067	170-03067	136, 164	170-03149	170-03149	159	181-00226	181-00226	119
161-64006	161-64006	135	170-03068	170-03068	136, 164	170-03150	170-03150	159	181-00228	181-00228	129
161-64008	161-64008	135	170-03069	170-03069	155	170-03151	170-03151	159	181-00230	181-00230	129
161-64010	161-64010	135	170-03070	170-03070	155	170-03152	170-03152	159	181-00232	181-00232	129
161-64012	161-64012	135	170-03071	170-03071	149	170-03153	170-03153	151	181-00234	181-00234	129
161-64014	161-64014	135	170-03072	170-03072	149	170-03154	170-03154	151	181-00236	181-00236	124
161-64112	161-64112	134	170-03073	170-03073	149	170-03155	170-03155	151	181-00238	181-00238	124
161-64213	161-64213	134	170-03074	170-03074	149	170-03156	170-03156	151	181-00240	181-00240	124
161-64310	161-64310	134	170-03076	170-03076	147	170-03157	170-03157	151	181-00242	181-00242	124
161-64414	161-64414	134	170-03077	170-03077	147	170-03158	170-03158	162	181-00244	181-00244	119
161-64507	161-64507	134	170-03078	170-03078	147	170-03159	170-03159	162	181-00246	181-00246	119
169-60018	169-60018	140	170-03079	170-03079	147	170-03160	170-03160	162	181-00248	181-00248	119
169-60019	169-60019	140	170-03080	170-03080	147	170-03161	170-03161	162	181-00250	181-00250	119
169-60020	169-60020	140	170-03081	170-03081	147	170-03162	170-03162	162	181-00252	181-00252	129
169-60021	169-60021	140	170-03082	170-03082	158	170-03163	170-03163	162	181-00254	181-00254	129
169-60022	169-60022	140	170-03083	170-03083	158	170-03164	170-03164	162	181-00259	181-00259	129
170-03000	170-03000	145	170-03084	170-03084	158	170-03165	170-03165	162	181-00260	181-00260	115
170-03001	170-03001	145	170-03085	170-03085	158	170-03166	170-03166	162	181-00262	181-00262	115
170-03002	170-03002	145	170-03086	170-03086	158	170-03174	170-03174	145	181-00265	181-00265	129
170-03003	170-03003	145	170-03087	170-03087	158	170-03175	170-03175	163	181-00300	181-00300	114
170-03004	170-03004	145	170-03088	170-03088	158	170-03177	170-03177	145	181-00301	181-00301	114
170-03005	170-03005	145	170-03089	170-03089	149	170-20400	170-20400	156	181-00302	181-00302	114
170-03006	170-03006	149	170-03090	170-03090	149	170-20600	170-20600	156	181-00303	181-00303	114
170-03007	170-03007	149	170-03091	170-03091	149	170-20800	170-20800	156	181-00304	181-00304	114
170-03008	170-03008	149	170-03092	170-03092	149	170-21000	170-21000	156	181-00305	181-00305	114
170-03010	170-03010	149	170-03093	170-03093	149	170-21200	170-21200	156	181-00306	181-00306	114
170-03011	170-03011	149	170-03094	170-03094	149	170-21500	170-21500	156	181-00307	181-00307	114
170-03012	170-03012	148	170-03095	170-03095	149	170-22000	170-22000	156	181-00308	181-00308	114
170-03013	170-03013	148	170-03097	170-03097	163	170-22500	170-22500	156	181-00309	181-00309	114
170-03014	170-03014	148	170-03098	170-03098	160	170-23000	170-23000	156	181-00311	181-00311	115
170-03015	170-03015	148	170-03099	170-03099	160	170-25000	170-25000	156	181-00312	181-00312	119
170-03016	170-03016	148	170-03100	170-03100	160	170-80150	170-80150	146	181-00313	181-00313	119
170-03017	170-03017	150	170-03101	170-03101	160	170-80250	170-80250	146	181-00314	181-00314	119
170-03018	170-03018	150	170-03102	170-03102	160	170-80350	170-80350	146	181-00315	181-00315	119
170-03019	170-03019	150	170-03103	170-03103	160	173-00400	173-00400	154	181-00316	181-00316	124
170-03020	170-03020	150	170-03104	170-03104	160	173-00600	173-00600	154	181-00317	181-00317	124
170-03021	170-03021	150	170-03105	170-03105	160	173-00800	173-00800	154	181-00318	181-00318	124
170-03024	170-03024	157	170-03106	170-03106	160	173-01000	173-01000	154	181-00319	181-00319	124
170-03025	170-03025	157	170-03107	170-03107	160	173-01200	173-01200	154	181-00320	181-00320	129
170-03026	170-03026	157	170-03108	170-03108	160	173-01400	173-01400	154	181-00321	181-00321	129
170-03027	170-03027	155	170-03109	170-03109	160	173-01600	173-01600	154	181-00322	181-00322	129
170-03028	170-03028	155	170-03110	170-03110	160	173-01800	173-01800	154	181-00323	181-00323	129
170-03029	170-03029	155	170-03111	170-03111	160	173-02000	173-02000	154	181-00442	181-00442	115
170-03030	170-03030	155	170-03112	170-03112	160	173-60400	173-60400	153	181-00443	181-00443	115
170-03031	170-03031	164	170-03113	170-03113	160	173-60600	173-60600	153	181-00445	181-00445	115
170-03032	170-03032	136, 164	170-03114	170-03114	160	173-60800	173-60800	153	181-00446	181-00446	115
170-03033	170-03033	136, 164	170-03115	170-03115	160	173-61000	173-61000	153	181-00447	181-00447	115
170-03034	170-03034	136, 164	170-03116	170-03116	150	173-61200	173-61200	153	181-00448	181-00448	115
170-03035	170-03035	148	170-03117	170-03117	150	173-61400	173-61400	153	181-00449	181-00449	115
170-03036	170-03036	150	170-03118	170-03118	150	173-61600	173-61600	153	181-00450	181-00450	115
170-03037	170-03037	157	170-03119	170-03119	150	173-61800	173-61800	153	181-00451	181-00451	115
170-03038	170-03038	157	170-03120	170-03120	150	173-62000	173-62000	153	181-00452	181-00452	116
170-03039	170-03039	164	170-03121	170-03121	150	175REF	590-01751	220	181-00453	181-00453	116
170-03040	170-03040	164	170-03122	170-03122	150	181-00024	181-00024	122	181-00454	181-00454	116
170-03041	170-03041	145	170-03123	170-03123	148	181-00025	181-00025	117	181-00455	181-00455	116
170-03042	170-03042	145	170-03124	170-03124	157	181-00027	181-00027	123	181-00456	181-00456	116
170-03043	170-03043	145	170-03125	170-03125	157	181-00136	181-00136	117	181-00457	181-00457	116
170-03044	170-03044	145	170-03126	170-03126	157	181-00137	181-00137	121	181-00458	181-00458	117
170-03045	170-03045	145	170-03127	170-03127	157	181-00140	181-00140	116	181-00459	181-00459	117
170-03046	170-03046	155	170-03128	170-03128	157	181-00141	181-00141	116	181-00460	181-00460	117
170-03047	170-03047	155	170-03129	170-03129	157	181-00142	181-00142	116	181-00461	181-00461	117
170-03048	170-03048	155	170-03130	170-03130	157	181-00143	181-00143	116	181-00462	181-00462	118
170-03049	170-03049	155	170-03131	170-03131	157	181-00144	181-00144	116	181-00463	181-00463	118
170-03050	170-03050	161	170-03132	170-03132	157	181-00145	181-00145	116	181-00464	181-00464	118
170-03051	170-03051	161	170-03133	170-03133	157	181-00147	181-00147	120	181-00465	181-00465	118
170-03052	170-03052	161	170-03134	170-03134	157	181-00148	181-00148	121	181-00467	181-00467	118



Part No.	Article No.	Page	Part No.	Article No.	Page	Part No.	Article No.	Page	Part No.	Article No.	Page
181-44020	181-44020	126	184-34001	184-34001	130	553-50014	553-50014	201	556-00460	556-00460	187
181-44027	181-44027	126	184-34003	184-34003	130	553-50015	553-50015	201	556-00461	556-00461	187
181-44031	181-44031	126	184-34005	184-34005	130	553-50016	553-50016	201	556-03065	556-03065	187
181-44033	181-44033	126	184-42001	184-42001	131	553-50017	553-50017	201	556-26006	556-26006	204
181-44035	181-44035	126	184-42003	184-42003	131	553-50018	553-50018	201	556-26007	556-26007	204
181-45000	181-45000	121	184-43001	184-43001	131	553-50019	553-50019	201	556-26008	556-26008	204
181-45001	181-45001	121	184-43003	184-43003	131	553-50020	553-50020	201	556-26009	556-26009	204
181-45002	181-45002	126	184-44001	184-44001	131	553-50021	553-50021	201	557-00002	557-00002	222, 227
181-45010	181-45010	126	184-44002	184-44002	131	553-50022	553-50022	201	557-00003	557-00003	222, 227
181-45011	181-45011	126	184-44004	184-44004	131	553-50023	553-50023	202	558-00006	558-00006	198
181-45012	181-45012	126	1FRPOC	161-05000	138	553-50024	553-50024	202	558-00307	558-00307	198
181-45013	181-45013	126	1FRP9C	161-05001	138	553-50025	553-50025	202	558-00308	558-00308	198
181-64000	181-64000	121	1N0C	161-05002	138	553-50026	553-50026	202	558-00309	558-00309	198
181-64001	181-64001	121	1N9C	161-05003	138	553-50027	553-50027	202	558-00310	558-00310	198
181-84004	181-84004	121	1NFP9C	161-05004	138	553-50028	553-50028	202	558-00311	558-00311	198
181-84007	181-84007	121	1NFP9C	161-05013	138	553-50029	553-50029	202	558-00312	558-00312	198
181-90050	181-90050	115	1P9C	161-05015	138	553-50030	553-50030	202	558-00313	558-00313	198
181-91000	181-91000	115	2.5FRPOC	161-05016	138	553-50031	553-50031	202	558-00314	558-00314	198
181-91004	181-91004	115	2.5FRP9C	161-05017	138	553-50032	553-50032	202	558-00327	558-00327	219
181-91008	181-91008	115	2.5N0C	161-05018	138	553-50033	553-50033	202	558-00328	558-00328	219
181-91503	181-91503	115	2.5N9C	161-05019	138	553-50034	553-50034	202	558-00330	558-00330	219
181-91507	181-91507	115	2.5NFPOC	161-05024	138	553-50035	553-50035	202	558-00331	558-00331	219
181-91510	181-91510	115	2.5NFP9C	161-05027	138	553-50036	553-50036	202	558-00332	558-00332	219
181-92001	181-92001	115	2.5P9C	161-05028	138	553-50037	553-50037	202	558-00334	558-00334	219
181-92005	181-92005	115	201-20010	201-20010	135	553-50038	553-50038	202	558-00336	558-00336	198
181-92011	181-92011	115	211-60000	211-60000	175	553-50039	553-50039	202	558-00337	558-00337	198
181-93003	181-93003	115	211-60001	211-60001	175	553-50040	553-50040	202	558-00338	558-00338	198
181-93008	181-93008	115	211-60002	211-60002	175	553-50041	553-50041	202	558-00339	558-00339	198
181-93011	181-93011	115	211-60003	211-60003	175	553-50042	553-50042	202	558-00340	558-00340	198
181-94003	181-94003	115	211-60005	211-60005	175	553-50063	553-50063	201	558-00341	558-00341	198
181-94009	181-94009	115	211-60006	211-60006	175	553-50064	553-50064	201	558-00342	558-00342	198
181-94014	181-94014	115	211-60007	211-60007	175	553-50066	553-50066	202	558-00343	558-00343	198
181-96000	181-96000	115	211-60008	211-60008	175	553-50067	553-50067	201	558-00344	558-00344	198
181-96002	181-96002	115	211-60009	211-60009	175	553-50068	553-50068	201	558-00345	558-00345	198
184-11004	184-11004	127	211-60010	211-60010	175	553-50069	553-50069	201	558-00346	558-00346	198
184-11006	184-11006	127	211-60020	211-60020	175	553-50070	553-50070	201	558-00350	558-00350	198
184-11008	184-11008	127	211-60040	211-60040	175	553-50071	553-50071	201	558-00351	558-00351	198
184-11009	184-11009	127	211-60050	211-60050	175	553-50072	553-50072	201	558-00370	558-00370	198
184-11010	184-11010	127	211-60061	211-60061	175	553-50073	553-50073	201	558-00374	558-00374	198
184-11012	184-11012	127	211-60078	211-60078	175	553-50074	553-50074	201	596-00183	596-00183	197
184-12002	184-12002	127	211-60090	211-60090	175	553-50075	553-50075	201	596-00184	596-00184	197
184-12004	184-12004	127	211-60120	211-60120	175	553-50076	553-50076	201	596-00185	596-00185	197
184-12005	184-12005	127	211-60140	211-60140	175	553-50077	553-50077	201	596-00189	596-00189	197
184-12007	184-12007	127	211-60160	211-60160	175	553-50078	553-50078	201	596-00190	596-00190	197
184-13003	184-13003	127	2FRPOC	161-05029	138	553-50079	553-50079	201	596-00191	596-00191	197
184-13005	184-13005	127	2FRP9C	161-05030	138	553-50080	553-50080	201	596-00192	596-00192	197
184-13007	184-13007	127	2N0C	161-05032	138	553-50081	553-50081	201	596-00193	596-00193	197
184-14002	184-14002	127	2N9C	161-05034	138	553-50082	553-50082	202	596-00194	596-00194	197
184-14004	184-14004	127	2NFPOC	161-05036	138	553-50083	553-50083	202	596-00195	596-00195	197
184-15101	184-15101	127	2NFP9C	161-05043	138	553-50084	553-50084	202	596-00196	596-00196	197
184-15102	184-15102	127	2P9C	161-05047	138	553-50085	553-50085	202	596-00202	596-00202	196
184-15151	184-15151	128	3FRPOC	161-05048	138	553-50086	553-50086	202	596-00203	596-00203	219
184-15152	184-15152	128	3FRP9C	161-05049	138	553-50087	553-50087	202	596-00204	596-00204	219
184-15153	184-15153	128	3N0C	161-05050	138	553-50088	553-50088	201	596-00206	596-00206	217
184-15155	184-15155	128	3N9C	161-05051	138	553-50089	553-50089	202	596-00207	596-00207	217
184-15201	184-15201	128	3NFP9C	161-05052	138	553-50176	553-50176	201	596-00208	596-00208	217
184-15202	184-15202	128	3NFP9C	161-05055	138	553-50177	553-50177	201	596-00231	596-00231	214
184-15205	184-15205	128	3P9C	161-05056	138	553-50192	553-50192	202	596-00232	596-00232	216
184-15206	184-15206	128	4FRPOC	161-05057	138	553-50209	553-50209	202	596-00233	596-00233	216
184-15301	184-15301	128	4FRP9C	161-05058	138	553-50225	553-50225	202	596-00234	596-00234	216
184-15302	184-15302	128	4N0C	161-05071	138	553-50226	553-50226	202	596-00235	596-00235	216
184-15304	184-15304	128	4N9C	161-05072	138	553-50227	553-50227	202	596-00236	596-00236	216
184-15401	184-15401	128	4NFP9C	161-05074	138	553-50231	553-50231	202	596-00237	596-00237	218
184-15403	184-15403	128	4NFP9C	161-05075	138	553-50232	553-50232	202	596-00238	596-00238	218
184-21002	184-21002	128	4P9C	161-05076	138	556-00035	556-00035	185	596-00239	596-00239	218
184-21003	184-21003	128	512REF	590-05121	220	556-00036	556-00036	185	596-00240	596-00240	218
184-22003	184-22003	128	514REF	590-05141	220	556-00037	556-00037	185	596-00241	596-00241	218
184-22005	184-22005	128	553-50001	553-50001	201	556-00038	556-00038	185	596-00242	596-00242	218
184-22008	184-22008	128	553-50002	553-50002	201	556-00039	556-00039	185	596-00243	596-00243	217
184-23003	184-23003	129	553-50003	553-50003	201	556-00042	556-00042	185	596-00244	596-00244	217
184-23004	184-23004	129	553-50004	553-50004	201	556-00189	556-00189	187	596-00245	596-00245	217
184-23006	184-23006	129	553-50005	553-50005	201	556-00190	556-00190	186	596-00246	596-00246	217
184-24003	184-24003	129	553-50006	553-50006	201	556-00230	556-00230	186	596-00247	596-00247	217
184-24004	184-24004	129	553-50007	553-50007	201	556-00231	556-00231	186	596-00249	596-00249	217
184-24007	184-24007	129	553-50008	553-50008	201	556-00236	556-00236	186	596-00251	596-00251	217
184-32001	184-32001	130	553-50009	553-50009	201	556-00430	556-00430	187	596-00252	596-00252	218
184-32004	184-32004	130	553-50010	553-50010	201	556-00431	556-00431	187	596-00253	596-00253	218
184-33001	184-33001	130	553-50011	553-50011	201	556-00432	556-00432	187	596-00255	596-00255	217
184-33002	184-33002	130	553-50012	553-50012	201	556-00433	556-00433	187	596-00257	596-00257	216
184-33004	184-33004	130	553-50013	553-50013	201	556-00434	556-00434	187	596-00258	596-00258	216

Part No.	Article No.	Page	Part No.	Article No.	Page	Part No.	Article No.	Page	Part No.	Article No.	Page
596-00323	596-00323	196	CTM00M4	151-30301	104	FC1.2AH4	154-00012	180	GT.50X8MP2V2	854-44368	75
596-00371	596-00371	219	CTM010C2	151-30303	104	FC1.2AK2	154-00013	180	GT.75X150C2	854-44369	74
596-00375	596-00375	219	CTM010M4	151-30305	104	FC1.2H4	154-00010	180	GT.75X150P2	854-44371	74
596-00376	596-00376	219	CTM10C2	151-30400	104	FC1.2K2	154-00011	180	GT.75X152C2	854-44373	74
596-00377	596-00377	219	CTM10M4	151-30402	104	FC140	148-00017	181	GT.75X152P2	854-44374	74
596-00378	596-00378	219	CTM110C2	151-30404	104	FC1410	148-00018	181	GT.75X153C2	854-44375	74
596-00379	596-00379	219	CTM110M4	151-30406	104	FC2.2AH4	154-00016	180	GT.75X153P2	854-44376	74
596-00380	596-00380	192	CTM20C2	151-30500	104	FC2.2AK2	154-00017	180	GT.75X154C2	854-44378	74
596-00381	596-00381	192	CTM20M4	151-30501	104	FC2.2H4	154-00014	180	GT.75X154P2	854-44377	74
596-00382	596-00382	192	CTM210C2	151-30504	104	FC2.2K2	154-00015	180	GT.75X155C2	854-44379	74
596-00383	596-00383	192	CTM210M4	151-30506	104	FHA	251-21109	165	GT.75X155P2	854-44380	74
596-00386	596-00386	219	CTM30C2	151-30600	104	FHB	251-21209	165	GT.75X156C2	854-44381	74
596-00387	596-00387	219	CTM30M4	151-30603	104	FHC	251-21309	165	GT.75X156P2	854-44382	74
596-00388	596-00388	219	CTM310C2	151-30605	104	FHD	251-21409	165	GT.75X1800	854-44384	74
596-00389	596-00389	219	CTM310M4	151-30607	104	FHE	251-21509	165	GT.75X1800W	854-44386	75
596-00404	596-00404	196	CTM40C2	151-30700	104	FHF	251-21609	165	GT.75X1802	854-44388	74
596-00405	596-00405	196	CTM40M4	151-30702	104	FHG	251-21709	165	GT.75X1803	854-44389	74
596-00406	596-00406	196	CTM410C2	151-30703	104	FHH	251-21809	165	GT.75X1804	854-44390	74
596-00407	596-00407	196	CTM410M4	151-30705	104	FPA	251-10109	165	GT.75X1805	854-44391	74
596-00412	596-00412	196	CTN10	169-60000	141	FPAA	251-10009	165	GT.75X1806	854-44392	74
596-00413	596-00413	196	CTN10STD	169-60001	141	FPB	251-10209	165	GT.75X180MV2	854-44394	75
596-00414	596-00414	196	CTN1120	169-60002	141	FPC	251-10309	165	GT.75X6000	854-44395	74
596-00415	596-00415	196	CTN1120STD	169-60003	141	FPD	251-10409	165	GT.75X9000	854-44396	74
596-00417	596-00417	196	CTN1140	169-60004	141	FPE	251-10509	165	GT.75X9004	854-44397	74
596-00418	596-00418	197	CTN1140STD	169-60005	141	FPF	251-10609	165	HDM190HIRC2	151-00134	98
596-00419	596-00419	197	CTN120	169-60006	141	FPG	251-10709	165	HDM190HIRH4	151-00436	98
596-00420	596-00420	197	CTN120STD	169-60007	141	FPH	251-10809	165	HDM250HIRC2	151-00437	98
596-00424	596-00424	219	CTN140	169-60008	141	FTA	251-30109	166	HDM250HIRH4	151-00438	98
596-00425	596-00425	219	CTN140STD	169-60009	141	FTB	251-30209	166	HDM3120HIRC2	151-00439	98
596-00426	596-00426	219	CTN20STD	169-60011	141	FTC	251-30309	166	HDM3120HIRH4	151-00440	98
596-00427	596-00427	219	CTN340	169-60012	141	FTD	251-30409	166	HDM320BHIHSUVCH2	151-00444	99
596-00500	596-00500	196	CTN340STD	169-60013	141	FTE	251-30509	166	HDM320BHIHSUVH4	151-07000	99
596-00503	596-00503	196	CTN380	169-60014	141	FTF	251-30609	166	HDM321HIHSUVCH2	151-00441	98
596-00504	596-00504	196	CTN380STD	169-60015	141	FTG	251-30709	166	HDM321HIHSUVH4	151-07100	98
596-00507	596-00507	196	CTN580	169-60016	141	FTH	251-30809	166	HDM400BHIHSUVCH2	151-00445	99
5FRPOC	161-05084	138	CTN580STD	169-60017	141	GT.375X60C2	854-44316	73	HDM400BHIHSUVH4	151-07200	99
5FRP9C	161-05077	138	CTP10	169-60500	141	GT.50X110C2	854-44317	74	HDM401HIHSUVCH2	151-00442	98
5NOC	161-05078	138	CTP10STD	169-60501	141	GT.50X110C2W	854-44319	75	HDM401HIHSUVH4	151-07300	98
5N9C	161-05085	138	CTP1120	169-60502	141	GT.50X110P2	854-44320	74	HDM500BHIHSUVCH2	151-00446	99
5NFP9C	161-05079	138	CTP1120STD	169-60503	141	GT.50X110P2W	854-44321	75	HDM500BHIHSUVH4	151-07400	99
5NFP9C	161-05080	138	CTP1140	169-60504	141	GT.50X112C2	854-44322	74	HDM501HIHSUVCH2	151-00443	98
5P9C	161-05081	138	CTP1140STD	169-60505	141	GT.50X112P2	854-44323	74	HDM501HIHSUVH4	151-07500	98
904-00284	904-00284	103	CTP120	169-60506	141	GT.50X113C2	854-44324	74	HH-20	120-00080	87
904-00295	904-00295	113	CTP120STD	169-60507	141	GT.50X113P2	854-44325	74	IT18FLOC2	111-81910	33
904-00296	904-00296	113	CTP140	169-60508	141	GT.50X114C2	854-44326	74	IT18FLOL4	111-81903	33
904-00297	904-00297	113	CTP140STD	169-60509	141	GT.50X114P2	854-44327	74	IT18FL9C2	111-81919	33
ASN2P-22	191-02220	170	CTP20STD	169-60511	141	GT.50X115C2	854-44328	74	IT18FL9L4	111-81907	33
ASN24-70	191-24700	170	CTP340	169-60512	141	GT.50X115P2	854-44329	74	IT18R0C2	111-81801	33
AT2060	103-00000	86	CTP340STD	169-60513	141	GT.50X116C2	854-44330	74	IT18R0L4	111-81803	33
AT20VHD	103-00023	87	CTP380	169-60514	141	GT.50X116P2	854-44331	74	IT18R9C2	111-81819	33
AT2BENCHMOUNT	120-00040	87	CTP380STD	169-60515	141	GT.50X12MP2V2	854-44334	75	IT18R9L4	111-81808	33
AT2BMINT	103-00022	87	CTP580	169-60516	141	GT.50X60C2	854-44336	73	IT50L9C2	111-85319	33
ATS10200000	102-00000	82, 89	CTP580STD	169-60517	141	GT.50X60C2W	854-44338	75	IT50L9M4	111-85306	33
ATS10200010	102-00010	89	CTT20R0HSC2	112-51905	36	GT.50X60P2	854-44339	73	IT50R0C2	111-85011	33
ATS10200040	102-00040	89	CTT20R0HSM4	112-51960	36	GT.50X60P2W	854-44340	75	IT50R0M4	111-85013	33
ATS10200050	102-00050	89	CTT20R9C2	112-51919	36	GT.50X62C2	854-44341	73	IT50R9C2	111-85019	33
ATS10266109	102-66109	89	CTT20R9M4	112-51904	36	GT.50X62P2	854-44342	73	IT50R9M4	111-85020	33
ATS10266110	102-66110	89	CTT60R0HSC2	112-52112	36	GT.50X63C2	854-44343	73	IT50RD0K2	111-85201	33
ATS10266209	102-66209	89	CTT60R0HSM4	112-52114	36	GT.50X63P2	854-44344	73	IT50RD9K2	111-85219	33
ATS10266210	102-66210	89	CTT60R9C2	112-52104	36	GT.50X64C2	854-44345	73	IT50RT0K2	111-85100	33
ATSTROLLEY	102-00030	89	CTT60R9M4	112-52106	36	GT.50X64P2	854-44346	73	IT50RT9K2	111-85119	33
CSG	181-00001	112	DCT110HIRC2	115-00033	37	GT.50X65C2	854-44347	73	LKCRF19C2	151-27000	93
CSW	181-00002	112	DCT110HIRK2	115-31100	37	GT.50X65P2	854-44348	73	LKCRF19H4	151-27009	93
CTAM10C2	151-31101	95	DCT90HIRC2	115-00034	37	GT.50X66C2	854-44349	73	LPM25	151-01122	100
CTAM10M4	151-00287	95	DCT90HIRK2	115-30900	37	GT.50X66P2	854-44350	73	LTM2500C2	151-00358	97
CTAM110C2	151-31103	95	DSWS50HSH1	151-06501	107	GT.50X6MP2V2	854-44352	75	LTM2500H4	151-00293	97
CTAM110M4	151-31106	95	DSWS50HSHK2	151-06502	107	GT.50X80C2	854-44353	73	MB10C2	151-00295	93
CTAM20C2	151-31201	95	ET330	904-00007	167	GT.50X80C2W	854-44354	75	MB10M4	151-00296	93
CTAM20M4	151-31202	95	ET660	904-00008	167	GT.50X80P2	854-44355	73	MB19C2	151-28119	93
CTAM210C2	151-31203	95	ETCW660	904-00010	167	GT.50X80P2W	854-44356	75	MB19M4	151-28101	93
CTAM210M4	151-31205	95	ETSB210	904-00006	167	GT.50X82C2	854-44357	73	MB2.50C2	151-00285	91
CTAP10C2	151-00289	95	ETST661	904-00011	167	GT.50X82P2	854-44358	73	MB2.50M4	151-00286	91
CTAP10M4	151-00290	95	ETST6610	904-00012	167	GT.50X83C2	854-44359	73	MB2.510C2	151-28901	91
CTAP110C2	151-30100	95	ETST662	904-00014	167	GT.50X83P2	854-44360	73	MB2.510M4	151-28902	91
CTAP110M4	151-00288	95	ETST663	904-00016	167	GT.50X84C2	854-44361	73	MB2.5A0C2	151-29000	92
CTAP20C2	151-00291	95	ETST664	904-00018	167	GT.50X84P2	854-44362	73	MB2.5A0M4	151-29001	92
CTAP20M4	151-00292	95	ETST665	904-00020	167	GT.50X85C2	854-44363	73	MB2.5A10C2	151-29002	92
CTAP210C2	151-30200	95	ETST666	904-00022	167	GT.50X85P2	854-44364	73	MB2.5A10M4	151-00298	92
CTAP210M4	151-00308	95	ETST667	904-00024	167	GT.50X86C2	854-44365	73	MB20C2	151-28210	93
CTM00C2	151-30300	104	ETST668	904-00026	167	GT.50X86P2	854-44366	73	MB20M4	151-28202	93

Part No.	Article No.	Page	Part No.	Article No.	Page	Part No.	Article No.	Page	Part No.	Article No.	Page
MB29C2	151-00227	93	MBT8S-5	111-93088	25	RT250I9X2	131-75219	30	SNP1GHSOM4	190-00019	171
MB29M4	151-00297	93	MK7HT	110-07000	78	RT250LOX2	115-41500	30	SNP210C2	190-00101	173
MB30C2	151-00136	91	MK7P	110-07101	80	RT250L9X2	131-75419	30	SNP210M4	190-00102	173
MB30M4	151-28301	91	MK7P-342	110-07111	80	RT250M0X2	131-75610	30	SNP2210C2	190-00113	174
MB310C2	151-28302	91	MK9P	110-09101	81	RT250M9X2	131-75619	30	SNP2210M4	190-00114	174
MB310M4	151-28305	91	MK9P-109	110-09111	81	RT250R0X2	115-41300	30	SNP22GHSOC2	192-10220	172
MB3A0AC2	151-28711	92	MK9PUA	110-09112	81	RT250R9X2	131-75019	30	SNP22GHSOM4	190-00111	172
MB3A0AH4	151-28709	92	MK9SST	110-95000	78	RT250S0X2	115-48100	30	SNP2410C2	190-00121	174
MB3A0C2	151-28710	92	MKPCOHOSE	110-09005	81	RT250S9X2	131-75819	30	SNP2410H4	190-00122	174
MB3A0M4	151-28713	92	MMB.50C2	151-00116	97	RT250XL0X2	131-75510	30	SNP24GHSOC2	192-10240	172
MB3A10A2C2	151-00331	92	MMB.50M4	151-30001	97	RT250XL9X2	131-75519	30	SNP24GHSOH4	190-00119	172
MB3A10A2H4	151-28717	92	MMB00C2	151-29800	97	RT255MOHIRX2	115-01400	32	SNP2810C2	190-00124	174
MB3A10C2	151-28718	92	MMB00M4	151-00325	97	RT255ROHIRX2	115-01300	32	SNP2810H4	190-00125	174
MB3A10M4	151-28721	92	MMB10C2	151-00326	97	RT255SOHIRX2	115-01200	32	SNP28GHSOC2	190-00127	172
MB40C2	151-00320	91	MMB10H4	151-00327	97	RT40R0C2	115-06200	28	SNP28GHSOH4	190-00128	172
MB40H4	151-28801	91	MP1M3.NN3P	154-00000	96	RT40R0M4	115-06202	28	SNP2GHSOC2	192-10020	171
MB410C2	151-28802	91	MP1M5.NN3P	154-00100	96	RT40R9C2	115-06219	28	SNP2GHSOM4	190-00098	171
MB410H4	151-00319	91	MP2M3.NN3P	151-24219	96	RT40R9M4	115-06204	28	SNP310C2	190-00135	173
MB4A0A2C2	151-28402	92	MP2M5.NN3P	154-00300	96	RT50L0C2	115-00039	28	SNP310M4	190-00136	173
MB4A0A2H4	151-28405	92	MP3M3.NN3P	151-24319	96	RT50L0M4	115-06101	28	SNP3210H4	190-00143	174
MB4A0C2	151-28403	92	MP3M5.NN3P	154-00500	96	RT50L9C2	115-06102	28	SNP3210C2	190-00142	174
MB4A0H4	151-28406	92	MP4M3.NN3P	151-24419	96	RT50L9M4	115-06104	28	SNP32GHSOH4	190-00140	172
MB4A10A2C2	151-28420	92	MP4M5.NN3P	154-00700	96	RT50S0C2	115-06300	28	SNP32GHSOK2	192-10320	172
MB4A10A2H4	151-00322	92	MP5M3.NN3P	151-24519	96	RT50S0M4	115-00035	28	SNP3310H4	190-00147	174
MB4A10C2	151-28421	92	MP5M5.NN3P	154-00900	96	RT50S9C2	115-06319	28	SNP3310C2	190-00146	174
MB4A10H4	151-00321	92	M5BT1200HIRHS1	151-29301	102	RT50S9M4	115-06304	28	SNP33GHSOH4	190-00148	172
MB4SH0C2	151-29100	91	MSMP5/109C2	154-01200	96	RTT750HR.NX1P	115-00000	31	SNP33GHSOK2	190-00244	172
MB4SH0H4	151-29101	91	MSMP5/69C2	154-00018	96	RTT750HR.NX900	115-00001	31	SNP3410H4	190-00152	174
MB4SH10C2	151-29104	91	MSMP6/109C2	154-01300	96	S2CM258HIRHS1	151-29400	101	SNP3410C2	190-00151	174
MB4SH10H4	151-00323	91	MSMP6/69C2	154-01302	96	S2HM250HIRHS1	151-29403	101	SNP34GHSOH4	190-00150	172
MB4SHA0C2	151-29200	92	MSNP1-70	191-01700	170	SAM83HIRHS1	151-29600	105	SNP34GHSOK2	190-00149	172
MB4SHA10C2	151-29203	92	NC110	148-00003	181	SAOM820HIRHS1	151-29701	105	SNP3610H4	190-00156	174
MB4SHA10H4	151-29206	92	NC1110	148-00004	181	SCG	181-00003	112	SNP3610C2	190-00157	174
MB50C2	151-28500	91	NC3.50	148-00005	181	SCW	181-00004	112	SNP36GHSOH4	190-00158	172
MB50F4	151-28501	91	NC3.510	148-00006	181	SDWR2X20K2	181-20201	111	SNP36GHSOK2	192-10360	172
MB510C2	151-00324	91	NC50	148-00007	181	SDVVR4X20K2	181-00158	111	SNP3810H4	190-00245	174
MB510F4	151-28504	91	NC510	148-00008	181	SDVVR4X40P2	181-00441	111	SNP3810C2	190-00162	174
MB5A0A2C2	151-28600	92	NC60	148-00009	181	SLWR20C2	181-20021	111	SNP38GHSOH4	190-00163	173
MB5A0A2F4	151-28604	92	NC610	148-00010	181	SLWR30C2	181-30031	111	SNP38GHSOK2	192-10380	172
MB5A0C2	151-28602	92	NC70	148-00011	181	SLWR40C2	181-40041	111	SNP3GHSOC2	190-00132	171
MB5A0F4	151-28605	92	NC710	148-00012	181	SM1BK75MT	800-00004	166	SNP3GHSOM4	190-00134	173
MB5A10A2C2	151-28607	92	NC80	148-00013	181	SNP1.2510C2	190-00027	173	SNP410C2	190-00165	171
MB5A10A2F4	151-28610	92	NC810	148-00014	181	SNP1.2510M4	190-00028	173	SNP410M4	190-00170	173
MB5A10C2	151-28529	92	NC90	148-00015	181	SNP1.25GHSOC2	190-00029	171	SNP42N10C2	190-00246	174
MB5A10F4	151-00427	92	NC910	148-00016	181	SNP1.25GHSOM4	190-00030	171	SNP42N10K2	190-00247	174
MBT14H	111-94149	26	PBMOC2	151-00228	94	SNP1.510C2	190-00033	173	SNP42NGHSOC2	191-00008	172
MBT14H-S	111-94148	25	PBMOM4	151-00229	94	SNP1.510M4	190-00034	173	SNP42NGHSOK2	191-00005	172
MBT14S	111-93149	26	PBM10C2	151-00230	94	SNP1.5GH5OC2	190-00251	171	SNP4GHSOC2	192-10040	171
MBT14S-S	111-93148	25	PBM10M4	151-00231	94	SNP1.5GHSOM4	190-00035	171	SNP4GHSOM4	190-00167	171
MBT14UH	111-01301	26	PC15FT7	151-14303	72	SNP10010X2	190-00052	174	SNP5010C2	190-00248	174
MBT14XH	111-95149	26	PHSNP2-36	191-00010	170	SNP100GH5OX2	192-11000	172	SNP50GHSOC2	192-10500	172
MBT14XHS	111-95148	26	PHSNP38-100	191-00012	170	SNP1010C2	190-00045	173	SNP6010C2	190-00196	174
MBT20H	111-94209	26	PR1	181-00139	112	SNP1010M4	190-00046	173	SNP60GHSOC2	190-00197	172
MBT20H-S	111-94208	25	PRT1	182-00001	112	SNP10110X2	190-00250	174	SNP610C2	190-00187	173
MBT20S	111-93209	26	PSNP2-22	191-00014	170	SNP101GHSOX2	190-00053	172	SNP610M4	190-00190	173
MBT20S-S	111-93208	25	PSNP24-70	191-00019	170	SNP10GH5OC2	192-10100	171	SNP6GHSOC2	192-10060	171
MBT20UH	111-01302	26	QS101	105-00000	90	SNP10GHSOM4	190-00043	171	SNP6GHSOM4	190-00186	171
MBT20XH	111-95209	26	QTIE9	105-00006	90	SNP110C2	190-00022	173	SNP7010C2	190-00212	174
MBT20XHS	111-95208	26	QTIEOHS	105-00001	90	SNP110M4	190-00023	173	SNP70GHSOC2	190-00209	172
MBT27H	111-94279	26	RB14L4	151-00506	178	SNP12A10C2	190-00252	173	SNP710C2	190-00204	173
MBT27H-S	111-94278	25	RB5H4	151-14005	178	SNP12A10M4	190-00253	173	SNP710M4	190-00206	173
MBT27S	111-93279	26	RB8L4	151-13608	178	SNP12AGHSOC2	190-00254	171	SNP7610C2	190-00217	174
MBT27S-S	111-93278	25	REL50L0C2	115-00600	29	SNP12AGHSOM4	190-00255	171	SNP76GHSOC2	190-00215	172
MBT27UH	111-01303	26	REL50L0L4	115-00602	29	SNP14A10C2	190-00302	173	SNP7GHSOC2	192-10070	171
MBT27XH	111-95279	26	REL50L9C2	115-00605	29	SNP14A10M4	190-00303	173	SNP7GHSOM4	190-00202	171
MBT27XHS	111-95278	26	REL50L9L4	115-00607	29	SNP14AGHSOC2	190-00300	171	SNP8010C2	190-00231	174
MBT33H	111-94339	26	REL50R0C2	115-00500	29	SNP14AGHSOM4	190-00301	171	SNP80GHSOC2	190-00229	172
MBT33H-S	111-94338	25	REL50R0L4	115-00502	29	SNP1610C2	190-00077	173	SNP810C2	190-00224	173
MBT33S	111-93339	26	REL50R9C2	115-00503	29	SNP1610M4	190-00079	173	SNP810M4	190-00226	173
MBT33S-S	111-93338	25	REL50R9L4	115-00505	29	SNP16GH5OC2	192-10160	171	SNP8GH5OC2	192-10080	171
MBT33UH	111-01304	26	REZ200.NB3P	115-40200	29	SNP16GHSOM4	190-00076	171	SNP8GHSOM4	190-00222	171
MBT33XH	111-95339	26	REZ300.NB3P	115-40300	29	SNP18A10C2	181-00256	173	SNP9010C2	190-00233	174
MBT33XHS	111-95338	26	RO175	590-01750	220	SNP18A10M4	190-00257	173	SNP90GHSOC2	190-00249	172
MBT43UH	111-01305	26	RO175WP	590-10000	220	SNP18AGHSOC2	190-00258	171	SR25550HHHSUVX2	115-42002	32
MBT49UH	111-01306	26	RO512	590-05120	220	SNP18AGHSOM4	190-00259	171	SR255X0HHHSUVX2	115-42101	32
MBT5S	111-93059	26	RO514	590-05140	220	SNP1910C2	190-00094	174	SRC10500C2	151-00278	179
MBT5S-S	111-93058	25	RT150LEPOX2	115-00038	30	SNP1910M4	190-00095	174	SRC10750C2	151-00279	179
MBT8H	111-94089	26	RT150MEPOX2	115-00037	30	SNP19GH5OC2	190-00090	172	SRC11000K2	151-00280	179
MBT8H-S	111-94088	26	RT150REPOX2	115-00036	30	SNP19GHSOM4	190-00093	172	T120I0H4	111-12206	13
MBT8S	111-93089	25	RT250I0X2	115-41401	30	SNP1GHSOC2	192-10010	171	T120I0K2	111-12201	13



Part No.	Article No.	Page	Part No.	Article No.	Page	Part No.	Article No.	Page	Part No.	Article No.	Page
T12019H4	111-12213	13	T18R6C2	111-01842	11	T30R9VOC2	111-03073	21	T50L4M4	111-05468	12
T12019K2	111-12211	13	T18R6M4	111-01845	11	T30R9VOM4	111-03074	21	T50L5C2	111-05445	12
T120L0K2	111-12405	13	T18R7C2	116-01817	11	T30RA30	103-00002	86	T50L5M4	111-00502	12
T120L9K2	111-12419	13	T18R7M4	111-01888	11	T30RA3000	103-00001	86	T50L6C2	111-05431	12
T120MROH4	113-00011	45	T18R8C2	111-01857	11	T30RA30000HS	103-00004	86	T50L6M4	111-05434	12
T120MROK2	113-12020	45	T18R8M4	111-01859	11	T30RA300HS	103-00003	86	T50L7C2	111-05464	12
T120MR9H4	113-00018	45	T18R9C2	112-01819	9	T30RSFOC2	126-00700	55	T50L7M4	111-00503	12
T120MR9K2	113-12029	45	T18R9C2UL	111-00508	23	T30RSFOM4	126-00702	55	T50L8C2	111-05461	12
T120ROH4	111-12013	13	T18R9M4	111-01872	9, 204	T30RSF9C2	111-85803	55	T50L8M4	111-05462	12
T120ROHSH4	111-12058	16	T18R9M4JUL	111-00509	23	T30RSF9M4	126-00704	55	T50L9C2	112-05419	10
T120ROHSK2	111-12061	16	T18R9PPC2	111-01921	22	T30XL0C2	111-02901	9	T50L9C2UL	111-00520	23
T120ROK2	112-12060	13	T18R9PPM4	111-01922	22	T30XL0M4	111-02903	9, 204	T50L9M4	111-05449	10
T120R0PH4	111-12066	22	T18R9VOC2	111-01834	21	T30XL9C2	111-02900	9	T50L9M4UL	111-00521	23
T120R0UVC2	111-00400	19	T18R9VOM4	111-01835	21	T30XL9M4	111-02907	9, 204	T50L9VOC2	111-05438	21
T120R9H4	111-12036	13	T18RA50	120-05001	84	T3D01250M4	211-00131	176	T50L9VOM4	111-05476	21
T120R9K2	112-12019	13	T18RA5000	120-05004	84	T3D012510M4	211-00132	176	T50LDHOC2	117-05400	35
T120R9PPK2	111-12067	22	T18RA5000HSW	120-05007	84	T3D01870M4	211-00133	176	T50LDHOM4	117-05401	35
T120RDH0H4	117-05500	35	T18RA50HSW	120-05003	84	T3D018710M4	211-00158	176	T50LDH9C2	117-05402	35
T120RDHOK2	117-05501	35	T18RWPM9M4	126-00603	56	T3D02500M4	211-00134	176	T50LDH9M4	117-05461	35
T120RSMOHIRK2	157-01300	59	T18SOC2	111-02810	9	T3D025010M4	211-00135	176	T50MIOC2	113-00038	45
T120SOH4	111-12808	13	T18SOHSM4	111-02815	16	T3D03120M4	211-00136	176	T50MIOM4	113-00031	45
T120SOK2	111-12803	13	T18SOM4	111-02811	9, 204	T3D031210M4	211-00137	176	T50MI9C2	113-00032	45
T120S9H4	111-12813	13	T18S9C2	111-02805	9	T3D03750M4	211-00138	176	T50MI9M4	113-00033	45
T120S9K2	111-12819	13	T18S9M4	111-02809	9, 204	T3D037510M4	211-00139	176	T50MLOC2	113-00007	45
T150	110-11150	78	T250	111-11250	78	T3D04370M4	211-00146	176	T50ML0M4	113-00035	45
T150L0X2	111-15405	13	T250L0X2	111-00507	15	T3D043710M4	211-00140	176	T50ML9C2	113-05419	45
T150L9X2	111-15419	13	T250L9X2	111-25219	15	T3D05000M4	211-00142	176	T50ML9M4	113-05403	45
T150LLOX2	111-15700	13	T250LLOX2	111-24601	15	T3D050010M4	211-00141	176	T50MROC2	113-05000	45
T150LL9X2	111-15719	13	T250L9X2	111-00436	15	T3D05620M4	211-00159	176	T50MROM4	113-05002	45
T150M0X2	111-00124	13	T250M0X2	111-25001	15	T3D056210M4	211-00143	176	T50MR9C2	113-05004	45
T150M9X2	111-15619	13	T250M9X2	111-25002	15	T3D06250M4	211-00144	176	T50MR9M4	113-05007	45
T150R0X2	111-15200	13	T250R0X2	111-24801	15	T3D062510M4	211-00145	176	T50ROC2	111-04878	10
T150R9X2	111-15203	13	T250R9X2	111-24803	15	T40I0C2	111-04600	10	T50ROHIRM4	111-01566	19
T150XLOX2	111-15500	13	T250SOX2	111-24700	15	T40I0M4	111-04604	10	T50ROHSC2	111-04900	16
T150XL9X2	111-15519	13	T250S9X2	111-24702	15	T40I9C2	111-04609	10	T50ROHSM4	111-04901	16
T150XLL0X2	111-15300	13	T250XLOX2	111-25200	15	T40I9M4	111-04612	10	T50ROM4	111-04846	10
T150XLL9X2	111-15304	13	T250XL9X2	111-00466	15	T40L0C2	111-04301	10	T50R0PPC2	111-04928	22
T180C2	111-02308	9	T255M0HIRX2	111-25300	14	T40L0M4	111-04305	10	T50R0PPM4	111-04929	22
T180HSM4	111-02305	16	T255ROHIRX2	111-25400	14	T40L9C2	111-04300	10	T50R0UVC2	111-04192	19
T180M4	111-02315	9, 204	T255SOHIRX2	111-25500	14	T40L9M4	111-04311	10	T50R0VOC2	111-04887	21
T189C2	111-02311	9	T30L0C2	111-03313	9	T40ROC2	112-04060	10	T50R0VOM4	111-04908	21
T189M4	111-02322	9, 204	T30L0M4	111-03315	9, 204	T40ROM4	111-04122	10	T50R10C2	116-05019	12
T189VOM2	111-02304	21	T30L9C2	111-03325	9	T40R9C2	112-04019	10	T50R10M4	111-04879	12
T18L0C2	111-00401	9	T30L9M4	111-03327	9, 204	T40R9M4	111-04131	10	T50R1C2	116-05011	12
T18L0HSC2	111-00403	16	T30LLOX2	111-03501	9	T50I0C2	111-00444	10	T50R1M4	111-04852	12
T18L0HSM4	111-00404	16	T30LLOM4	111-03511	9, 204	T50I0HSC2	111-05248	16	T50R1STNLM5	111-04839	17
T18L0M4	111-02015	9, 204	T30LL9C2	111-03515	9	T50I0HSM4	111-05251	16	T50R2C2	116-05012	12
T18L0VOC2	111-02044	21	T30LL9M4	111-03517	9, 204	T50I0M4	111-05216	10	T50R2C2UL	111-00514	23
T18L9C2	111-02189	9	T30MROC2	113-03010	45	T50I0VOC2	111-05258	21	T50R2HALC2	111-04895	23
T18L9M4	111-02026	9, 204	T30MROM4	113-03011	45	T50I2C2UL	111-00518	23	T50R2HALM4	111-04897	23
T18L9VOC2	111-02045	21	T30MR9C2	113-03019	45	T50I2M4UL	111-00519	23	T50R2M4	111-04868	12
T18L9VOM4	111-02046	21	T30MR9M4	113-00036	45	T50I9C2	112-05219	10	T50R2M4JUL	111-00515	23
T18MROC2	113-00022	45	T30ROC2	111-00438	9	T50I9C2UL	111-00516	23	T50R3C2	116-05013	12
T18MROM4	113-00024	45	T30ROHIRM4	111-03066	19	T50I9M4	111-05230	10	T50R3M4	111-04865	12
T18MR9C2	113-00026	45	T30ROHSC2	111-03067	16	T50I9M4JUL	111-00517	23	T50R4C2	116-05014	12
T18MR9M4	113-00028	45	T30ROHSM4	111-03068	16	T50I9PPM4	111-05262	22	T50R4M4	111-04892	12
T18ROC2	111-00405	9	T30ROM4	111-03034	9, 204	T50I9VOC2	111-05254	21	T50R5C2	116-05015	12
T18ROHSC2	111-01905	16	T30R0UVC2	111-03075	19	T50I9VOM4	111-05255	21	T50R5M4	111-04854	12
T18ROHSM4	111-00476	16	T30R0VOC2	111-03072	21	T50IDHOC2	117-05362	35	T50R6C2	116-05016	12
T18ROM4	111-01841	9, 204	T30R10M4	116-03064	11	T50IDHOM4	117-05300	35	T50R6M4	111-04849	12
T18R0PPC2	111-01917	22	T30R1C2	116-03011	11	T50IDH9C2	117-05302	35	T50R7C2	116-05017	12
T18R0PPM4	111-01918	22	T30R1M4	111-03038	11	T50IDH9M4	117-05303	35	T50R7M4	111-04877	12
T18R0VOC2	111-01833	21	T30R1STNLM4	111-01269	17	T50L0C2	111-00445	10	T50R8C2	111-04870	12
T18R10C2	116-01819	11	T30R2C2	116-03012	11	T50L0HSC2	111-05470	16	T50R8M4	111-04872	12
T18R10M4	111-01892	11	T30R2M4	111-03056	11	T50L0HSM4	111-05471	16	T50R9C2	112-05019	10
T18R1C2	116-01811	11	T30R3C2	116-03013	11	T50L0M4	111-00504	10	T50R9C2UL	111-00512	23
T18R1M4	111-01849	11	T30R3M4	111-03052	11	T50L0UVC2	111-05477	19	T50R9M4	111-04862	10
T18R1STNLM5	111-01836	17	T30R4C2	116-03014	11	T50L0VOC2	111-05475	21	T50R9M4JUL	111-00513	23
T18R2C2	111-01880	11	T30R4M4	111-03065	11	T50L10C2	111-05466	12	T50R9PPC2	111-04931	22
T18R2C2UL	111-00510	23	T30R5C2	116-03015	11	T50L10M4	111-05465	12	T50R9VOC2	111-04909	21
T18R2HALC2	111-01900	23	T30R5M4	111-03041	11	T50L1C2	111-05443	12	T50R9VOM4	111-04911	21
T18R2HALM4	111-01902	23	T30R6C2	116-03016	11	T50L1M4	111-05444	12	T50RDHOC2	117-05004	35
T18R2M4	111-01882	11	T30R6M4	111-03036	11	T50L1STNLM4	111-05423	17	T50RDHOM4	117-05005	35
T18R2M4JUL	111-00511	23	T30R7C2	116-03017	11	T50L2C2	111-05457	12	T50RDH9C2	117-05006	35
T18R3C2	116-01813	11	T30R7M4	111-03062	11	T50L2C2UL	111-00522	23	T50RDH9M4	117-05008	35
T18R3M4	111-01877	11	T30R8C2	116-03018	11	T50L2M4	111-05458	12	T50RS5.NB3P	111-07110	61
T18R4C2	111-01896	11	T30R8M4	111-03061	11	T50L2M4JUL	111-00523	23	T50RSFOC2	126-01003	55
T18R4M4	111-01898	11	T30R9C2	112-03019	9	T50L3C2	111-05451	12	T50RSFOM4	126-01004	55
T18R5C2	111-01853	11	T30R9M4	111-03047	9, 204	T50L3M4	111-05454	12	T50RSF9C2	111-85789	55
T18R5M4	111-01855	11	T30R9PPC2	111-03017	22	T50L4C2	111-05467	12	T50RSF9M4	126-01011	55

Part No.	Article No.	Page	Part No.	Article No.	Page	Part No.	Article No.	Page
T50RTM250HSM4	126-03501	51	TAG27T1-822C	596-00043	193	TAGPP2-788	594-00001	206
T50RTM25E8HM4	126-03504	51	TAG27T2-DTH	596-00036	193	TAGPP2-788C	594-00002	206
T50SOC2	111-05806	10	TAG28J-450	593-28450	212	TAGPP2T6-822	596-00046	193
T50SOM4	111-05808	10	TAG28T4-250	598-28250	192	TAGPP2T6-822C	596-00047	193
T50S9C2	111-05811	10	TAG2L-105	594-02105	209	TAGPP3T4-822	596-00083	193
T50S9M4	111-05813	10	TAG2T5-100B	596-00010	190	TAGPP3T4-822C	596-00084	193
T50SL6.NN6P	111-85469	56	TAG33T1-DTH	596-00039	193	TCWM1	598-00260	221
T50SL7.NN6P	111-85479	56	TAG35T2-250	598-00044	192	TCWM10	598-00269	221
T5D01250M4	211-00129	177	TAG38T4-100B	596-00011	190	TCWM11	598-00270	221
T5D012510M4	211-00117	177	TAG3T3-100B	596-00013	190	TCWM12	598-00271	221
T5D01780M4	211-00130	177	TAG45L-789	594-45789	206	TCWM13	598-00272	221
T5D017810M4	211-00118	177	TAG49L-105	594-49105	209	TCWM14	598-00273	221
T5D02500M4	211-00123	177	TAG50L-105	594-50105	209	TCWM15	598-00274	221
T5D025010M4	211-00109	177	TAG51J-994	593-51994	214	TCWM16	598-00275	221
T5D03120M4	211-00147	177	TAG51L-105	594-51105	209	TCWM2	598-00261	221
T5D031210M4	211-00110	177	TAG51T3-100B	596-00014	190	TCWM3	598-00262	221
T5D03750M4	211-00124	177	TAG52L-105	594-52105	209	TCWM4	598-00263	221
T5D037510M4	211-00111	177	TAG53L-788	594-53788	206	TCWM5	598-00264	221
T5D04370M4	211-00149	177	TAG53T2-100B	596-00045	190	TCWM6	598-00265	221
T5D043710M4	211-00148	177	TAG54L-788	594-54788	206	TCWM7	598-00266	221
T5D05000M4	211-00125	177	TAG55L-788	594-55788	206	TCWM8	598-00267	221
T5D050010M4	211-00112	177	TAG56J-108	593-56108	212	TCWM9	598-00268	221
T5D05620M4	211-00150	177	TAG56L-788	594-56788	206	TDNT	182-00002	113
T5D056210M4	211-00113	177	TAG57J-108	593-57108	212	TELS-1	111-30000	66
T5D06250M4	211-00126	177	TAG57L-788	594-57788	206	TELS-10K	111-32107	66
T5D062510M4	211-00114	177	TAG58L-788	594-58788	206	TELS-13	111-32108	66
T5D07500M4	211-00127	177	TAG59J-108	593-59108	212	TELS-27	111-32110	66
T5D075010M4	211-00115	177	TAG59L-788	594-59788	206	TELS-5K	111-32111	66
T5D08750H4	211-00128	177	TAG5J-994	593-05994	214	TELS-H	111-31000	66
T5D087510H4	211-00116	177	TAG5L-105	594-05105	209	TELS-SPK2	111-32000	66
T5D10000H4	211-00151	177	TAG60L-788	594-60788	206	TELS-SPOOL	111-32106	66
T5D100010H4	211-00119	177	TAG61L-788	594-61788	206	TM1STOC2	151-40100	94
T5D11250H4	211-00152	177	TAG62L-788	594-62788	206	TM1ST0M4	151-40101	94
T5D112510H4	211-00120	177	TAG63L-105	594-63105	209	TM1ST10C2	151-40106	94
T5D11870H4	211-00154	177	TAG64J-994	593-64994	214	TM1ST10M4	151-00328	94
T5D118710H4	211-00153	177	TAG64L-105	594-64105	209	TT100OUT	556-00104	187
T5D12500F4	211-00155	177	TAG65J-108	593-65108	212	TT100OUTSM	556-00169	186
T5D125010F4	211-00121	177	TAG65L-105	594-65105	209	TT822OUT	556-00101	187
T5D13750F4	211-00156	177	TAG66L-789	594-66789	206	TT822OUT2	556-00155	187
T5D137510F4	211-00157	177	TAG67L-789	594-67789	206	TT822OUT3	556-00156	187
T5D150010F4	211-00122	177	TAG68L-789	594-68789	206	TT822OUT4	556-00157	187
T82-R	500-50822	220	TAG68T1-336	598-00040	192	TT822OUT5	556-00158	187
T82-S	500-50820	220	TAG69L-789	594-69789	206	TT822OUT6	556-00159	187
TAG10L-105	594-10105	209	TAG69T1-336	598-00041	192	TT822OUT7	556-00160	187
TAG10T2-100B	596-00002	190	TAG6T1-100B	596-00016	190	TT822OUT8	556-00161	187
TAG11J-450	593-11450	212	TAG70T12-822	596-70822	193	TT822OUTSM	556-00145	186
TAG11L-789	594-11789	206	TAG71T5-822	596-71822	193	TT822OUTSM2	556-00147	186
TAG11T4-250	598-11250	192	TAG72T1-795	598-72795	192	TT822OUTSM3	556-00148	186
TAG11T4-822	596-11822	193	TAG72T1-822	596-42822	193	TT822OUTSM4	556-00149	186
TAG11T4-822C	596-00003	193	TAG73T1-795	598-73795	192	TT822OUTSM5	556-00150	186
TAG13J-450	593-13450	212	TAG73T1-822	596-73822	193	TT822OUTSM6	556-00151	186
TAG13L-789	594-13789	206	TAG73T1-DTH	596-00038	193	TT822OUTSM7	556-00152	186
TAG13T4-822	596-13822	193	TAG74T2-PAP	596-00017	193	TT822OUTSM8	556-00153	186
TAG13T4-DTH	596-00033	193	TAG75T1-795	598-75795	192	TT900OUT	556-00106	187
TAG14J-450	593-14450	212	TAG75T1-822	596-00019	193	TTDTHOUT	556-00144	187
TAG14L-789	594-14789	206	TAG76T1-795	598-76795	192	TTDTHOUTSM	556-00143	186
TAG15J-450	593-15450	212	TAG78T1-795	598-78795	192	TTHSTOUT	556-00162	187
TAG15L-789	594-15789	206	TAG79T1-795	598-79795	192	TTHSTOUTSM	556-00163	186
TAG15T3-250	598-15250	192	TAG7T1-100B	596-00021	190	TWT1	110-20003	78
TAG15T3-795	598-15795	192	TAG80T1-795	598-80795	192	TWT1	110-20003	78
TAG15T3-822	596-15822	193	TAG81T8-822	596-00022	193	TWT2	110-21060	78
TAG15T3-822C10M	596-00001	193	TAG82T1-PAP	596-00024	193	TYHCT-250	598-00277	192
TAG15T3-DTH	596-00035	193	TAG82T2-822	596-82822	193	WMBH	854-90272	115
TAG16T3-822	596-16822	193	TAG82T2-PAP	596-00025	193	WMT0-9	598-00259	221
TAG16T3-DTH	596-00034	193	TAG83T1-822	596-00023	193	WMTD0-9	598-00256	221
TAG17T2-822	596-17822	193	TAG84T3-822	596-84822	193			
TAG19J-450	593-19450	212	TAG96L-789	594-96789	206			
TAG1L-105	594-01105	209	TAG96T1-336	598-00026	192			
TAG1T1-100B	596-00005	190	TAG99T1-DTH	596-00037	193			
TAG21J-450	593-21450	212	TAG9J-994	593-09994	214			
TAG21T6-250	598-21250	192	TAG9L-105	594-09105	209			
TAG22J-994	593-22994	214	TAG9T3-100B	596-00027	190			
TAG22T2-100B	596-00006	190	TAGPHONE	593-00001	212, 218			
TAG22T3-100B	596-00007	190	TAGPP1-788	594-01788	206			
TAG24T1-100B	596-00008	190	TAGPP1-788C	594-02788	206			
TAG26J-994	593-26994	214	TAGPP1J-108	593-01108	212			
TAG26L-105	594-26105	209	TAGPP1T6-822	596-00028	193			
TAG26T6-100B	596-00009	190	TAGPP1T6-82210M	596-00082	193			
TAG27T1-795	598-27795	192	TAGPP1T6-822C	596-00029	193			
TAG27T1-822	596-27822	193	TAGPP1T6-822C10M	596-00030	193			

Article No.	Part No.	Page	Article No.	Part No.	Page	Article No.	Part No.	Page	Article No.	Part No.	Page
102-00000	ATS10200000	82, 89	111-01128	111-01128	19	111-03067	T30ROHSC2	16	111-05475	T50L0VOC2	21
102-00010	ATS10200010	89	111-01264	111-01264	20	111-03068	T30ROHSM4	16	111-05476	T50L9VOM4	21
102-00030	ATSTROLLEY	89	111-01265	111-01265	20	111-03072	T30ROVOC2	21	111-05477	T50L0UVC2	19
102-00040	ATS10200040	89	111-01266	111-01266	20	111-03073	T30R9VOC2	21	111-05806	T50S0C2	10
102-00050	ATS10200050	89	111-01269	T30R15TNLM4	17	111-03074	T30R9VOM4	21	111-05808	T50S0M4	10
102-66109	ATS10266109	89	111-01301	MBT14UH	26	111-03075	T30ROUVC2	19	111-05811	T50S9C2	10
102-66110	ATS10266110	89	111-01302	MBT20UH	26	111-03313	T30LOC2	9	111-05813	T50S9M4	10
102-66209	ATS10266209	89	111-01303	MBT27UH	26	111-03315	T30L0M4	9, 204	111-07110	T50RS5.NB3P	61
102-66210	ATS10266210	89	111-01304	MBT33UH	26	111-03325	T30L9C2	9	111-11250	T250	78
102-69067	102-69067	68	111-01305	MBT43UH	26	111-03327	T30L9M4	9, 204	111-12013	T120R0H4	13
102-69068	102-69068	68	111-01306	MBT49UH	26	111-03501	T30LLOC2	9	111-12036	T120R9H4	13
103-00000	AT2060	86	111-01332	111-01332	23	111-03511	T30LLOM4	9, 204	111-12058	T120R0HSH4	16
103-00001	T30RA3000	86	111-01560	111-01560	20	111-03515	T30LL9C2	9	111-12061	T120R0H5K2	16
103-00002	T30RA30	86	111-01562	111-01562	20	111-03517	T30LL9M4	9, 204	111-12066	T120R0PPH4	22
103-00003	T30RA300HS	86	111-01563	111-01563	20	111-04122	T40ROM4	10	111-12067	T120R9PPK2	22
103-00004	T30RA30000HS	86	111-01566	T50R0HIRM4	19	111-04131	T40R9M4	10	111-12201	T120I0K2	13
103-00022	AT2BMINT	87	111-01670	111-01670	18	111-04192	T50ROUVC2	19	111-12206	T120I0H4	13
103-00023	AT20VHD	87	111-01671	111-01671	67	111-04300	T40L9C2	10	111-12211	T120I9K2	13
105-00000	QS101	90	111-01672	111-01672	67	111-04301	T40LOC2	10	111-12213	T120I9H4	13
105-00001	QTTNEOHS	90	111-01699	111-01699	18	111-04305	T40LOM4	10	111-12300	111-12300	14
105-00006	QTTIE9	90	111-01833	T18R9VOC2	21	111-04311	T40L9M4	10	111-12301	111-12301	14
106-00000	106-00000	83	111-01834	T18R9VOC2	21	111-04600	T40I0C2	10	111-12302	111-12302	14
106-00040	106-00040	87	111-01835	T18R9VOM4	21	111-04604	T40I0M4	10	111-12405	T120L0K2	13
106-00100	106-00100	87	111-01836	T18R15TNLM5	17	111-04609	T40I9C2	10	111-12419	T120L9K2	13
110-07000	MK7HT	78	111-01841	T18R0M4	9, 204	111-04612	T40I9M4	10	111-12803	T120S0K2	13
110-07101	MK7P	80	111-01842	T18R6C2	11	111-04839	T50R15TNLM5	17	111-12808	T120S0H4	13
110-07111	MK7P-342	80	111-01845	T18R6M4	11	111-04846	T50R0M4	10	111-12813	T120S9H4	13
110-09005	MKPCOHOSE	81	111-01849	T18R1M4	11	111-04849	T50R6M4	12	111-12819	T120S9K2	13
110-09101	MK9P	81	111-01853	T18R5C2	11	111-04852	T50R1M4	12	111-15200	T150R0X2	13
110-09111	MK9P-109	81	111-01855	T18R5M4	11	111-04854	T50R5M4	12	111-15203	T150R9X2	13
110-09112	MK9PUA	81	111-01857	T18R8C2	11	111-04862	T50R9M4	10	111-15300	T150XLL0X2	13
110-11150	T150	78	111-01859	T18R8M4	11	111-04865	T50R3M4	12	111-15304	T150XLL9X2	13
110-20003	TWT1	78	111-01872	T18R9M4	9, 204	111-04868	T50R2M4	12	111-15405	T150L0X2	13
110-20003	TWT1	78	111-01877	T18R3M4	11	111-04870	T50R8C2	12	111-15419	T150L9X2	13
110-21060	TWT2	78	111-01880	T18R2C2	11	111-04872	T50R8M4	12	111-15500	T150XLL0X2	13
110-70083	110-70083	76	111-01882	T18R2M4	11	111-04877	T50R7M4	12	111-15519	T150XLL9X2	13
110-70084	110-70084	76	111-01888	T18R7M4	11	111-04878	T50R0C2	10	111-15619	T150M9X2	13
110-80000	110-80000	77	111-01892	T18R10M4	11	111-04879	T50R10M4	12	111-15700	T150LL0X2	13
110-80004	110-80004	77	111-01896	T18R4C2	11	111-04887	T50ROVOC2	21	111-15719	T150LL9X2	13
110-95000	MK95ST	78	111-01898	T18R4M4	11	111-04892	T50R4M4	12	111-24601	T250L0X2	15
111-00124	T150M0X2	13	111-01900	T18R2HALC2	23	111-04895	T50R2HALC2	23	111-24700	T250S0X2	15
111-00400	T120R0UVC2	19	111-01902	T18R2HALM4	23	111-04897	T50R2HALM4	23	111-24702	T250S9X2	15
111-00401	T18LOC2	9	111-01905	T18R0HSC2	16	111-04900	T50R0HSC2	16	111-24801	T250R0X2	15
111-00403	T18L0HSC2	16	111-01917	T18R0PPC2	22	111-04901	T50R0HSM4	16	111-24803	T250R9X2	15
111-00404	T18L0HSM4	16	111-01918	T18R0PPM4	22	111-04908	T50R0VOM4	21	111-25001	T250M0X2	15
111-00405	T18R0C2	9	111-01921	T18R9PPC2	22	111-04909	T50R9VOC2	21	111-25002	T250M9X2	15
111-00436	T250L9X2	15	111-01922	T18R9PPM4	22	111-04911	T50R9VOM4	21	111-25200	T250XLL0X2	15
111-00438	T30R0C2	9	111-02015	T18L0M4	9, 204	111-04928	T50R0PPC2	22	111-25219	T250I9X2	15
111-00444	T50I0C2	10	111-02026	T18L9M4	9, 204	111-04929	T50R0PPM4	22	111-25300	T255M0HIRX2	14
111-00445	T50L0C2	10	111-02044	T18L0VOC2	21	111-04931	T50R9PPC2	22	111-25400	T255R0HIRX2	14
111-00466	T250XL9X2	15	111-02045	T18L9VOC2	21	111-05216	T50I0M4	10	111-25500	T255S0HIRX2	14
111-00476	T18R0HSM4	16	111-02046	T18L9VOM4	21	111-05230	T50I9M4	10	111-30000	TELS-1	66
111-00502	T50L5M4	12	111-02189	T18L9C2	9	111-05248	T50I0HSC2	16	111-31000	TELS-H	66
111-00503	T50L7M4	12	111-02304	T18I9VOM2	21	111-05251	T50I0HSM4	16	111-32000	TELS-SPK2	66
111-00504	T50L0M4	10	111-02305	T18I0HSM4	16	111-05254	T50I9VOC2	21	111-32106	TELS-SPOOL	66
111-00507	T250I0X2	15	111-02308	T18I0C2	9	111-05255	T50I9VOM4	21	111-32107	TELS-10K	66
111-00508	T18R9C2ZUL	23	111-02311	T18I9C2	9	111-05258	T50I0VOC2	21	111-32108	TELS-13	66
111-00509	T18R9M4UL	23	111-02315	T18I0M4	9, 204	111-05262	T50I9PPM4	22	111-32110	TELS-27	66
111-00510	T18R2C2ZUL	23	111-02322	T18I9M4	9, 204	111-05350	111-05350	47	111-32111	TELS-5K	66
111-00511	T18R2M4UL	23	111-02805	T18S9C2	9	111-05423	T50L15TNLM4	17	111-81801	IT18R0C2	33
111-00512	T50R9C2ZUL	23	111-02809	T18S9M4	9, 204	111-05431	T50L6C2	12	111-81803	IT18R0L4	33
111-00513	T50R9M4UL	23	111-02810	T18S0C2	9	111-05434	T50L6M4	12	111-81808	IT18R9L4	33
111-00514	T50R2C2ZUL	23	111-02811	T18S0M4	9, 204	111-05438	T50L9VOC2	21	111-81819	IT18R9C2	33
111-00515	T50R2M4UL	23	111-02815	T18S0HSM4	16	111-05443	T50L1C2	12	111-81903	IT18FL0L4	33
111-00516	T50I9C2ZUL	23	111-02900	T30XL9C2	9	111-05444	T50L1M4	12	111-81907	IT18FL9L4	33
111-00517	T50I9M4UL	23	111-02901	T30XL0C2	9	111-05445	T50L5C2	12	111-81910	IT18FL0C2	33
111-00518	T50I2C2ZUL	23	111-02903	T30XL0M4	9, 204	111-05449	T50L9M4	10	111-81919	IT18FL9C2	33
111-00519	T50I2M4UL	23	111-02907	T30XL9M4	9, 204	111-05451	T50L3C2	12	111-85011	IT50R0C2	33
111-00520	T50L9C2ZUL	23	111-03017	T30R9PPC2	22	111-05454	T50L3M4	12	111-85013	IT50R0M4	33
111-00521	T50L9M4UL	23	111-03034	T30R0M4	9, 204	111-05457	T50L2C2	12	111-85019	IT50R9C2	33
111-00522	T50L2C2ZUL	23	111-03036	T30R6M4	11	111-05458	T50L2M4	12	111-85020	IT50R9M4	33
111-00523	T50L2M4UL	23	111-03038	T30R1M4	11	111-05461	T50L8C2	12	111-85100	IT50RT0K2	33
111-00659	111-00659	22	111-03041	T30R5M4	11	111-05462	T50L8M4	12	111-85119	IT50RT9K2	33
111-00698	111-00698	22	111-03047	T30R9M4	9, 204	111-05464	T50L7C2	12	111-85201	IT50RD0K2	33
111-00718	111-00718	22	111-03052	T30R3M4	11	111-05465	T50L10M4	12	111-85219	IT50RD9K2	33
111-00732	111-00732	22	111-03056	T30R2M4	11	111-05466	T50L10C2	12	111-85306	IT50L9M4	33
111-00829	111-00829	24	111-03061	T30R8M4	11	111-05467	T50L4C2	12	111-85319	IT50L9C2	33
111-00830	111-00830	24	111-03062	T30R7M4	11	111-05468	T50L4M4	12	111-85350	111-85350	54
111-00831	111-00831	24	111-03065	T30R4M4	11	111-05470	T50L0HSC2	16	111-85469	T50SL6.NN6P	56
111-01125	111-01125	22	111-03066	T30R0HIRM4	19	111-05471	T50L0HSM4	16	111-85479	T50SL7.NN6P	56

Article No.	Part No.	Page	Article No.	Part No.	Page	Article No.	Part No.	Page	Article No.	Part No.	Page
111-85789	T50RSF9C2	55	115-00036	RT150REPOX2	30	118-04800	118-04800	27	148-90001	148-90001	224
111-85803	T30RSF9C2	55	115-00037	RT150MEPOX2	30	118-04900	118-04900	27	148-90002	148-90002	224
111-85850	111-85850	54	115-00038	RT150LEPOX2	30	118-05900	118-05900	27	148-90003	148-90003	224
111-85871	111-85871	47	115-00039	RT50LLOC2	28	120-00040	AT2BENCHMOUNT	87	148-90004	148-90004	224
111-93058	MBT55-S	25	115-00042	115-00042	34	120-00080	HH-20	87	148-90005	148-90005	224
111-93059	MBT55	26	115-00500	REL50ROC2	29	120-05001	T18RA50	84	148-90024	148-90024	224
111-93088	MBT85-S	25	115-00502	REL50ROL4	29	120-05003	T18RA50HSW	84	148-90025	148-90025	224
111-93089	MBT85	26	115-00503	REL50R9C2	29	120-05004	T18RA5000	84	148-90026	148-90026	224
111-93148	MBT14S-S	25	115-00505	REL50R9L4	29	120-05007	T18RA5000HSW	84	148-90027	148-90027	224
111-93149	MBT14S	26	115-00600	REL50LOC2	29	120-05015	120-05015	84	148-90028	148-90028	224
111-93208	MBT20S-S	25	115-00602	REL50L0L4	29	121-63560	121-63560	34	148-90029	148-90029	224
111-93209	MBT20S	26	115-00605	REL50L9C2	29	121-82160	121-82160	34	150-08110	150-08110	68
111-93278	MBT27S-S	25	115-00607	REL50L9L4	29	121-83360	121-83360	34	150-09201	150-09201	69
111-93279	MBT27S	26	115-01200	RT25550HIRX2	32	126-00000	126-00000	41	150-31090	150-31090	47
111-93338	MBT33S-S	25	115-01300	RT25590HIRX2	32	126-00015	126-00015	54	150-31091	150-31091	47
111-93339	MBT33S	26	115-01400	RT255M0HIRX2	32	126-00036	126-00036	41	150-31093	150-31093	47
111-94088	MBT8H-S	25	115-06101	RT50LLOM4	28	126-00041	126-00041	56	150-31098	150-31098	48
111-94089	MBT8H	26	115-06102	RT50LL9C2	28	126-00042	126-00042	56	150-45397	150-45397	69
111-94148	MBT14H-S	25	115-06104	RT50LL9M4	28	126-00043	126-00043	55	150-55850	150-55850	46
111-94149	MBT14H	26	115-06200	RT40ROC2	28	126-00044	126-00044	55	150-55948	150-55948	48
111-94208	MBT20H-S	25	115-06202	RT40ROM4	28	126-00045	126-00045	55	150-76090	150-76090	39
111-94209	MBT20H	26	115-06204	RT40R9M4	28	126-00046	126-00046	55	150-77938	150-77938	48
111-94278	MBT27H-S	25	115-06219	RT40R9C2	28	126-00049	126-00049	56	150-77940	150-77940	46
111-94279	MBT27H	26	115-06300	RT50SOC2	28	126-00065	126-00065	57	150-95500	150-95500	68
111-94338	MBT33H-S	25	115-06304	RT50S9M4	28	126-00069	126-00069	56	151-00010	151-00010	142
111-94339	MBT33H	26	115-06319	RT50S9C2	28	126-00075	126-00075	54	151-00016	151-00016	69
111-95148	MBT14XH-S	26	115-30900	DCT90HIRK2	37	126-00081	126-00081	54	151-00017	151-00017	69
111-95149	MBT14XH	26	115-31100	DCT110HIRK2	37	126-00086	126-00086	54	151-00018	151-00018	142
111-95208	MBT20XH-S	26	115-40200	REZ200.NB3P	29	126-00099	126-00099	54	151-00019	151-00019	142
111-95209	MBT20XH	26	115-40300	REZ300.NB3P	29	126-00603	T18RWVPM9M4	56	151-00029	151-00029	68
111-95278	MBT27XH-S	26	115-41300	RT250R0X2	30	126-00700	T30RSFOC2	55	151-00074	151-00074	69
111-95279	MBT27XH	26	115-41401	RT250I0X2	30	126-00702	T30RSF0M4	55	151-00080	151-00080	69
111-95338	MBT33XH-S	26	115-41500	RT250L0X2	30	126-00704	T30RSF9M4	55	151-00116	MMB.50C2	97
111-95339	MBT33XH	26	115-42002	SR25550HIHSUVX2	32	126-01003	T50RSFOC2	55	151-00134	HDM190HIRC2	98
112-01819	T18R9C2	9	115-42101	SR255X0HIHSUVX2	32	126-01004	T50RSF0M4	55	151-00136	MB30C2	91
112-01819	T30R9C2	9	115-48100	RT250S0X2	30	126-01011	T50RSF9M4	55	151-00227	MB29C2	93
112-04019	T40R9C2	10	116-01811	T18R1C2	11	126-02300	126-02300	54	151-00228	PBMOC2	94
112-04060	T40ROC2	10	116-01813	T18R3C2	11	126-03100	126-03100	57	151-00229	PBMOM4	94
112-05019	T50R9C2	10	116-01817	T18R7C2	11	126-03501	T50RTM250HSM4	51	151-00230	PBM10C2	94
112-05219	T50I9C2	10	116-01819	T18R10C2	11	126-03504	T50RTM25E8HM4	51	151-00231	PBM10M4	94
112-05419	T50L9C2	10	116-03011	T30R1C2	11	131-75019	RT250R9X2	30	151-00278	SRCI0500C2	179
112-12019	T120R9K2	13	116-03012	T30R2C2	11	131-75219	RT250I9X2	30	151-00279	SRCI0750C2	179
112-12060	T120R0K2	13	116-03013	T30R3C2	11	131-75419	RT250L9X2	30	151-00280	SRCI1000K2	179
112-51904	CIT20R9M4	36	116-03014	T30R4C2	11	131-75510	RT250XL0X2	30	151-00281	151-00281	69
112-51905	CIT20R0H5C2	36	116-03015	T30R5C2	11	131-75519	RT250XL9X2	30	151-00282	151-00282	69
112-51919	CIT20R9C2	36	116-03016	T30R6C2	11	131-75610	RT250M0X2	30	151-00285	MB2.50C2	91
112-51960	CIT20R0H5M4	36	116-03017	T30R7C2	11	131-75619	RT250M9X2	30	151-00286	MB2.50M4	91
112-52104	CIT60R9C2	36	116-03018	T30R8C2	11	131-75819	RT250S9X2	30	151-00287	CTAM10M4	95
112-52106	CIT60R9M4	36	116-03019	116-03019	11	132-00006	132-00006	65	151-00288	CTAP110M4	95
112-52112	CIT60R0H5C2	36	116-03064	T30R10M4	11	132-00007	132-00007	65	151-00289	CTAP10C2	95
112-52114	CIT60R0H5M4	36	116-05011	T50R1C2	12	132-00008	132-00008	65	151-00290	CTAP10M4	95
113-00007	T50MLOC2	45	116-05012	T50R2C2	12	132-00009	132-00009	65	151-00291	CTAP20C2	95
113-00011	T120MR0H4	45	116-05013	T50R3C2	12	132-00010	132-00010	65	151-00292	CTAP20M4	95
113-00018	T120MR9H4	45	116-05014	T50R4C2	12	132-00011	132-00011	65	151-00293	LTM2500H4	97
113-00022	T18MR0C2	45	116-05015	T50R5C2	12	148-00003	NC110	181	151-00295	MB10C2	93
113-00024	T18MR0M4	45	116-05016	T50R6C2	12	148-00004	NC1110	181	151-00296	MB10M4	93
113-00026	T18MR9C2	45	116-05017	T50R7C2	12	148-00005	NC3.50	181	151-00297	MB29M4	93
113-00028	T18MR9M4	45	116-05019	T50R10C2	12	148-00006	NC3.510	181	151-00298	MB2.5A10M4	92
113-00031	T50M10M4	45	117-00012	117-00012	38	148-00007	NC50	181	151-00308	CTAP210M4	95
113-00032	T50M19C2	45	117-00016	117-00016	35	148-00008	NC510	181	151-00319	MB410H4	91
113-00033	T50M19M4	45	117-00017	117-00017	35	148-00009	NC60	181	151-00320	MB40C2	91
113-00035	T50ML0M4	45	117-00018	117-00018	35	148-00010	NC610	181	151-00321	MB4A10H4	92
113-00036	T30MR9M4	45	117-00019	117-00019	35	148-00011	NC70	181	151-00322	MB4A10A2H4	92
113-00038	T50M10C2	45	117-05004	T50RDH0C2	35	148-00012	NC710	181	151-00323	MB45H10H4	91
113-03010	T30MR0C2	45	117-05005	T50RDH0M4	35	148-00013	NC80	181	151-00324	MB510C2	91
113-03011	T30MR0M4	45	117-05006	T50RDH9C2	35	148-00014	NC810	181	151-00325	MMB00M4	97
113-03019	T30MR9C2	45	117-05008	T50RDH9M4	35	148-00015	NC90	181	151-00326	MMB10C2	97
113-05000	T50MR0C2	45	117-05300	T50IDH0M4	35	148-00016	NC910	181	151-00327	MMB10H4	97
113-05002	T50MR0M4	45	117-05302	T50IDH9C2	35	148-00017	FC140	181	151-00328	TM15T10M4	94
113-05004	T50MR9C2	45	117-05303	T50IDH9M4	35	148-00018	FC1410	181	151-00331	MB3A10A2C2	92
113-05007	T50MR9M4	45	117-05362	T50IDH0C2	35	148-00088	148-00088	64	151-00358	LTM2500C2	97
113-05403	T50ML9M4	45	117-05400	T50LDH0C2	35	148-00089	148-00089	64	151-00427	MB5A10F4	92
113-05419	T50ML9C2	45	117-05401	T50LDH0M4	35	148-00090	148-00090	64	151-00429	151-00429	71
113-12020	T120MR0K2	45	117-05402	T50LDH9C2	35	148-00091	148-00091	64	151-00430	151-00430	71
113-12029	T120MR9K2	45	117-05461	T50LDH9M4	35	148-00092	148-00092	64	151-00432	151-00432	92
115-00000	RTT750HR.NX1P	31	117-05500	T120RDH0H4	35	148-00093	148-00093	64	151-00433	151-00433	92
115-00001	RTT750HR.NX900	31	117-05501	T120RDH0K2	35	148-00095	148-00095	64	151-00436	HDM190HIRH4	98
115-00033	DCT110HIRC2	37	118-00110	118-00110	27	148-00096	148-00096	64	151-00437	HDM250HIRC4	98
115-00034	DCT90HIRC2	37	118-00111	118-00111	27	148-00200	148-00200	41	151-00438	HDM250HIRH4	98
115-00035	RT50S0M4	28	118-04700	118-04700	27	148-90000	148-90000	224	151-00439	HDM3120HIRC2	98

Article No.	Part No.	Page	Article No.	Part No.	Page	Article No.	Part No.	Page	Article No.	Part No.	Page
151-00440	HDM3120HIRH4	98	151-27000	LKCRF19C2	93	151-31106	CTAM110M4	95	156-00540	156-00540	39
151-00441	HDM321HIHSUV C2	98	151-27009	LKCRF19H4	93	151-31201	CTAM20C2	95	156-00541	156-00541	39
151-00442	HDM401HIHSUV C2	98	151-27010	151-27010	100	151-31202	CTAM20M4	95	156-00588	156-00588	42
151-00443	HDM501HIHSUV C2	98	151-27019	151-27019	100	151-31203	CTAM210C2	95	156-00589	156-00589	42
151-00444	HDM320BHIHSUV C2	99	151-27202	151-27202	100	151-31205	CTAM210M4	95	156-00590	156-00590	42
151-00445	HDM400BHIHSUV C2	99	151-27219	151-27219	100	151-32602	151-32602	70	156-00591	156-00591	42
151-00446	HDM500BHIHSUV C2	99	151-28101	MB19M4	93	151-40100	TM1STOC2	94	156-00592	156-00592	42
151-00492	151-00492	49	151-28119	MB19C2	93	151-40101	TM1ST0M4	94	156-00593	156-00593	42
151-00506	RB14L4	178	151-28202	MB20M4	93	151-40106	TM1ST10C2	94	156-00635	156-00635	42
151-00513	151-00513	71	151-28210	MB20C2	93	154-00000	MP1M3.NN3P	96	156-00791	156-00791	62
151-00605	151-00605	68	151-28301	MB30M4	91	154-00010	FC1.2H4	180	156-00856	156-00856	39
151-00623	151-00623	69	151-28302	MB310C2	91	154-00011	FC1.2K2	180	156-00858	156-00858	39
151-00629	151-00629	69	151-28305	MB310M4	91	154-00012	FC1.2AH4	180	156-00859	156-00859	39
151-00644	151-00644	106	151-28402	MB4A0A2C2	92	154-00013	FC1.2AK2	180	156-00860	156-00860	39
151-00650	151-00650	69	151-28403	MB4A0C2	92	154-00014	FC2.2H4	180	156-00861	156-00861	39
151-00651	151-00651	68	151-28405	MB4A0A2H4	92	154-00015	FC2.2K2	180	156-00862	156-00862	39
151-00663	151-00663	68	151-28406	MB4A0H4	92	154-00016	FC2.2AH4	180	156-00863	156-00863	39
151-00664	151-00664	69	151-28420	MB4A10A2C2	92	154-00017	FC2.2AK2	180	156-00864	156-00864	39
151-00665	151-00665	69	151-28421	MB4A10C2	92	154-00018	MSMP5/69C2	96	156-00865	156-00865	39
151-00667	151-00667	178	151-28500	MB50C2	91	154-00100	MP1M5.NN3P	96	156-00866	156-00866	40
151-00668	151-00668	178	151-28501	MB50F4	91	154-00300	MP2M5.NN3P	96	156-00867	156-00867	40
151-00675	151-00675	71	151-28504	MB510F4	91	154-00500	MP3M5.NN3P	96	156-00868	156-00868	40
151-00677	151-00677	70	151-28529	MB5A10C2	92	154-00700	MP4M5.NN3P	96	156-00871	156-00871	40
151-00700	151-00700	142	151-28600	MB5A0A2C2	92	154-00900	MP5M5.NN3P	96	156-00872	156-00872	41
151-00701	151-00701	142	151-28602	MB5A0C2	92	154-01200	MSMP5/109C2	96	156-00873	156-00873	41
151-00702	151-00702	142	151-28604	MB5A0A2F4	92	154-01300	MSMP6/109C2	96	156-00874	156-00874	40
151-00703	151-00703	142	151-28605	MB5A0F4	92	154-01302	MSMP6/69C2	96	156-00875	156-00875	40
151-00704	151-00704	71	151-28607	MB5A10A2C2	92	155-01600	155-01600	69	156-00876	156-00876	40
151-00756	151-00756	99	151-28610	MB5A10A2F4	92	155-03800	155-03800	71	156-00877	156-00877	41
151-00765	151-00765	71	151-28709	MB3A0AH4	92	155-11601	155-11601	68	156-00878	156-00878	41
151-00775	151-00775	70	151-28710	MB3A0C2	92	155-12300	155-12300	60	156-00953	156-00953	46
151-00785	151-00785	70	151-28711	MB3A0AC2	92	155-23601	155-23601	61	156-01007	156-01007	39
151-00786	151-00786	70	151-28713	MB3A0M4	92	155-30602	155-30602	59	156-01337	156-01337	63
151-00790	151-00790	68	151-28717	MB3A10A2H4	92	155-30702	155-30702	71	156-01338	156-01338	63
151-00792	151-00792	71	151-28718	MB3A10C2	92	155-30802	155-30802	68	156-01339	156-01339	63
151-00812	151-00812	103	151-28721	MB3A10M4	92	155-30902	155-30902	69	156-01340	156-01340	63
151-00813	151-00813	103	151-28801	MB40H4	91	155-31102	155-31102	71	156-01341	156-01341	63
151-00814	151-00814	103	151-28802	MB410C2	91	155-31202	155-31202	62	156-01342	156-01342	63
151-00833	151-00833	71	151-28901	MB2.510C2	91	155-36002	155-36002	71	156-01343	156-01343	63
151-00834	151-00834	71	151-28902	MB2.510M4	91	155-37104	155-37104	40	156-01344	156-01344	63
151-00835	151-00835	71	151-29000	MB2.5A0C2	92	156-00016	156-00016	41	156-01345	156-01345	63
151-00836	151-00836	71	151-29001	MB2.5A0M4	92	156-00017	156-00017	40	156-01346	156-01346	63
151-00903	151-00903	69	151-29002	MB2.5A10C2	92	156-00025	156-00025	46	156-01347	156-01347	63
151-00925	151-00925	70	151-29100	MB4SH0C2	91	156-00054	156-00054	47	156-01348	156-01348	63
151-00927	151-00927	72	151-29101	MB4SH0H4	91	156-00055	156-00055	47	156-01349	156-01349	63
151-00932	151-00932	69	151-29104	MB4SH10C2	91	156-00056	156-00056	47	156-01350	156-01350	63
151-00982	151-00982	44	151-29200	MB4SHA0C2	92	156-00057	156-00057	47	156-01513	156-01513	18
151-01108	151-01108	70	151-29203	MB4SHA10C2	92	156-00066	156-00066	46	156-01516	156-01516	63
151-01109	151-01109	68	151-29206	MB4SHA10H4	92	156-00067	156-00067	50	156-01555	156-01555	18
151-01113	151-01113	71	151-29301	MSBT1200HIRHS1	102	156-00068	156-00068	50	156-01601	156-01601	40
151-01122	LPM25	100	151-29400	S2CM258HIRHS1	101	156-00069	156-00069	50	156-04600	156-04600	41
151-01125	151-01125	68	151-29403	S2HM250HIRHS1	101	156-00070	156-00070	50	156-04601	156-04601	41
151-01126	151-01126	68	151-29600	SAM83HIRHS1	105	156-00071	156-00071	50	157-00034	157-00034	58
151-01136	151-01136	71	151-29701	SAOM820HIRHS1	105	156-00072	156-00072	50	157-00035	157-00035	58
151-01699	151-01699	44	151-29800	MMB00C2	97	156-00074	156-00074	50	157-00036	157-00036	58
151-02600	151-02600	69	151-30001	MMB.50M4	97	156-00085	156-00085	48	157-00060	157-00060	38
151-02901	151-02901	68	151-30100	CTAP110C2	95	156-00089	156-00089	47	157-00072	157-00072	51
151-03401	151-03401	43	151-30200	CTAP210C2	95	156-00090	156-00090	47	157-00083	157-00083	59
151-03402	151-03402	43	151-30300	CTM00C2	104	156-00091	156-00091	47	157-00097	157-00097	51
151-03403	151-03403	43	151-30301	CTM00M4	104	156-00092	156-00092	47	157-00105	157-00105	60
151-03404	151-03404	43	151-30303	CTM010C2	104	156-00093	156-00093	47	157-00106	157-00106	60
151-06500	151-06500	106	151-30305	CTM010M4	104	156-00155	156-00155	62	157-00108	157-00108	51
151-06501	DSW550HSH1	107	151-30400	CTM10C2	104	156-00156	156-00156	46	157-00112	157-00112	53
151-06502	DSW550HSK2	107	151-30402	CTM10M4	104	156-00157	156-00157	46	157-00118	157-00118	52
151-07000	HDM320BHIHSUVH4	99	151-30404	CTM110C2	104	156-00235	156-00235	48	157-00119	157-00119	52
151-07100	HDM321HIHSUVH4	98	151-30406	CTM110M4	104	156-00264	156-00264	57	157-00120	157-00120	52
151-07200	HDM400BHIHSUVH4	99	151-30500	CTM20C2	104	156-00282	156-00282	49	157-00130	157-00130	52
151-07300	HDM401HIHSUVH4	98	151-30501	CTM20M4	104	156-00318	156-00318	62	157-00140	157-00140	51
151-07400	HDM500BHIHSUVH4	99	151-30504	CTM210C2	104	156-00329	156-00329	49	157-00142	157-00142	53
151-07500	HDM501HIHSUVH4	98	151-30506	CTM210M4	104	156-00375	156-00375	47	157-00143	157-00143	53
151-13608	RB8L4	178	151-30600	CTM30C2	104	156-00376	156-00376	47	157-00144	157-00144	53
151-14005	RB5H4	178	151-30603	CTM30M4	104	156-00377	156-00377	47	157-00157	157-00157	53
151-14303	PC15FT7	72	151-30605	CTM310C2	104	156-00378	156-00378	47	157-00281	157-00281	58
151-14313	151-14313	142	151-30607	CTM310M4	104	156-00444	156-00444	57	157-00282	157-00282	58
151-14314	151-14314	142	151-30700	CTM40C2	104	156-00457	156-00457	48	157-00283	157-00283	58
151-24219	MP2M3.NN3P	96	151-30702	CTM40M4	104	156-00468	156-00468	42	157-00284	157-00284	58
151-24319	MP3M3.NN3P	96	151-30703	CTM410C2	104	156-00507	156-00507	71	157-00285	157-00285	58
151-24419	MP4M3.NN3P	96	151-30705	CTM410M4	104	156-00521	156-00521	71	157-00286	157-00286	58
151-24519	MP5M3.NN3P	96	151-31101	CTAM110C2	95	156-00538	156-00538	39	157-00400	157-00400	58
151-26101	151-26101	69	151-31103	CTAM110M4	95	156-00539	156-00539	39	157-00401	157-00401	58

Article No.	Part No.	Page	Article No.	Part No.	Page	Article No.	Part No.	Page	Article No.	Part No.	Page
157-00402	157-00402	58	169-60012	CTN340	141	170-03055	170-03055	163	170-03137	170-03137	157
157-00403	157-00403	58	169-60013	CTN340STD	141	170-03056	170-03056	163	170-03138	170-03138	157
157-00404	157-00404	58	169-60014	CTN380	141	170-03057	170-03057	163	170-03139	170-03139	157
157-00405	157-00405	58	169-60015	CTN380STD	141	170-03058	170-03058	161	170-03140	170-03140	152
157-01300	T120RS/MOHIRK2	59	169-60016	CTN580	141	170-03059	170-03059	161	170-03141	170-03141	152
161-05000	1FRPOC	138	169-60017	CTN580STD	141	170-03060	170-03060	161	170-03142	170-03142	152
161-05001	1FRP9C	138	169-60018	169-60018	140	170-03061	170-03061	161	170-03143	170-03143	152
161-05002	1NOC	138	169-60019	169-60019	140	170-03062	170-03062	163	170-03144	170-03144	152
161-05003	1N9C	138	169-60020	169-60020	140	170-03063	170-03063	163	170-03145	170-03145	152
161-05004	1NFP9C	138	169-60021	169-60021	140	170-03064	170-03064	163	170-03146	170-03146	152
161-05013	1NFP9C	138	169-60022	169-60022	140	170-03065	170-03065	163	170-03147	170-03147	152
161-05015	1P9C	138	169-60500	CTP10	141	170-03066	170-03066	149	170-03148	170-03148	159
161-05016	2.5FRPOC	138	169-60501	CTP10STD	141	170-03067	170-03067	136, 164	170-03149	170-03149	159
161-05017	2.5FRP9C	138	169-60502	CTP1120	141	170-03068	170-03068	136, 164	170-03150	170-03150	159
161-05018	2.5NOC	138	169-60503	CTP1120STD	141	170-03069	170-03069	155	170-03151	170-03151	159
161-05019	2.5N9C	138	169-60504	CTP1140	141	170-03070	170-03070	155	170-03152	170-03152	159
161-05024	2.5NFP9C	138	169-60505	CTP1140STD	141	170-03071	170-03071	149	170-03153	170-03153	151
161-05027	2.5NFP9C	138	169-60506	CTP120	141	170-03072	170-03072	149	170-03154	170-03154	151
161-05028	2.5P9C	138	169-60507	CTP120STD	141	170-03073	170-03073	149	170-03155	170-03155	151
161-05029	2FRPOC	138	169-60508	CTP140	141	170-03074	170-03074	149	170-03156	170-03156	151
161-05030	2FRP9C	138	169-60509	CTP140STD	141	170-03076	170-03076	147	170-03157	170-03157	151
161-05032	2NOC	138	169-60511	CTP20STD	141	170-03077	170-03077	147	170-03158	170-03158	162
161-05034	2N9C	138	169-60512	CTP340	141	170-03078	170-03078	147	170-03159	170-03159	162
161-05036	2NFP9C	138	169-60513	CTP340STD	141	170-03079	170-03079	147	170-03160	170-03160	162
161-05043	2NFP9C	138	169-60514	CTP380	141	170-03080	170-03080	147	170-03161	170-03161	162
161-05047	2P9C	138	169-60515	CTP380STD	141	170-03081	170-03081	147	170-03162	170-03162	162
161-05048	3FRPOC	138	169-60516	CTP580	141	170-03082	170-03082	158	170-03163	170-03163	162
161-05049	3FRP9C	138	169-60517	CTP580STD	141	170-03083	170-03083	158	170-03164	170-03164	162
161-05050	3NOC	138	170-03000	170-03000	145	170-03084	170-03084	158	170-03165	170-03165	162
161-05051	3N9C	138	170-03001	170-03001	145	170-03085	170-03085	158	170-03166	170-03166	162
161-05052	3NFP9C	138	170-03002	170-03002	145	170-03086	170-03086	158	170-03174	170-03174	145
161-05055	3NFP9C	138	170-03003	170-03003	145	170-03087	170-03087	158	170-03175	170-03175	163
161-05056	3P9C	138	170-03004	170-03004	145	170-03088	170-03088	158	170-03177	170-03177	145
161-05057	4FRPOC	138	170-03005	170-03005	145	170-03089	170-03089	149	170-20400	170-20400	156
161-05058	4FRP9C	138	170-03006	170-03006	149	170-03090	170-03090	149	170-20600	170-20600	156
161-05071	4NOC	138	170-03007	170-03007	149	170-03091	170-03091	149	170-20800	170-20800	156
161-05072	4N9C	138	170-03008	170-03008	149	170-03092	170-03092	149	170-21000	170-21000	156
161-05074	4NFP9C	138	170-03010	170-03010	149	170-03093	170-03093	149	170-21200	170-21200	156
161-05075	4NFP9C	138	170-03011	170-03011	149	170-03094	170-03094	149	170-21500	170-21500	156
161-05076	4P9C	138	170-03012	170-03012	148	170-03095	170-03095	149	170-22000	170-22000	156
161-05077	5FRP9C	138	170-03013	170-03013	148	170-03097	170-03097	163	170-22500	170-22500	156
161-05078	5NOC	138	170-03014	170-03014	148	170-03098	170-03098	160	170-23000	170-23000	156
161-05079	5NFP9C	138	170-03015	170-03015	148	170-03099	170-03099	160	170-25000	170-25000	156
161-05080	5NFP9C	138	170-03016	170-03016	148	170-03100	170-03100	160	170-80150	170-80150	146
161-05081	5P9C	138	170-03017	170-03017	150	170-03101	170-03101	160	170-80250	170-80250	146
161-05084	5FRPOC	138	170-03018	170-03018	150	170-03102	170-03102	160	170-80350	170-80350	146
161-05085	5N9C	138	170-03019	170-03019	150	170-03103	170-03103	160	173-00400	173-00400	154
161-60001	161-60001	136	170-03020	170-03020	150	170-03104	170-03104	160	173-00600	173-00600	154
161-60002	161-60002	136	170-03021	170-03021	150	170-03105	170-03105	160	173-00800	173-00800	154
161-60003	161-60003	136	170-03024	170-03024	157	170-03106	170-03106	160	173-01000	173-01000	154
161-60004	161-60004	136	170-03025	170-03025	157	170-03107	170-03107	160	173-01200	173-01200	154
161-60005	161-60005	136	170-03026	170-03026	157	170-03108	170-03108	160	173-01400	173-01400	154
161-63103	161-63103	134	170-03027	170-03027	155	170-03109	170-03109	160	173-01600	173-01600	154
161-63203	161-63203	134	170-03028	170-03028	155	170-03110	170-03110	160	173-01800	173-01800	154
161-63303	161-63303	134	170-03029	170-03029	155	170-03111	170-03111	160	173-02000	173-02000	154
161-63403	161-63403	134	170-03030	170-03030	155	170-03112	170-03112	160	173-60400	173-60400	153
161-63503	161-63503	134	170-03031	170-03031	164	170-03113	170-03113	160	173-60600	173-60600	153
161-64002	161-64002	135	170-03032	170-03032	136, 164	170-03114	170-03114	160	173-60800	173-60800	153
161-64004	161-64004	135	170-03033	170-03033	136, 164	170-03115	170-03115	160	173-61000	173-61000	153
161-64006	161-64006	135	170-03034	170-03034	136, 164	170-03116	170-03116	150	173-61200	173-61200	153
161-64008	161-64008	135	170-03035	170-03035	148	170-03117	170-03117	150	173-61400	173-61400	153
161-64010	161-64010	135	170-03036	170-03036	150	170-03118	170-03118	150	173-61600	173-61600	153
161-64012	161-64012	135	170-03037	170-03037	157	170-03119	170-03119	150	173-61800	173-61800	153
161-64014	161-64014	135	170-03038	170-03038	157	170-03120	170-03120	150	173-62000	173-62000	153
161-64112	161-64112	134	170-03039	170-03039	164	170-03121	170-03121	150	181-00001	CSG	112
161-64213	161-64213	134	170-03040	170-03040	164	170-03122	170-03122	150	181-00002	CSW	112
161-64310	161-64310	134	170-03041	170-03041	145	170-03123	170-03123	148	181-00003	SCG	112
161-64414	161-64414	134	170-03042	170-03042	145	170-03124	170-03124	157	181-00004	SCW	112
161-64507	161-64507	134	170-03043	170-03043	145	170-03125	170-03125	157	181-00024	181-00024	122
169-60000	CTN10	141	170-03044	170-03044	145	170-03126	170-03126	157	181-00025	181-00025	117
169-60001	CTN10STD	141	170-03045	170-03045	145	170-03127	170-03127	157	181-00027	181-00027	123
169-60002	CTN1120	141	170-03046	170-03046	155	170-03128	170-03128	157	181-00136	181-00136	117
169-60003	CTN1120STD	141	170-03047	170-03047	155	170-03129	170-03129	157	181-00137	181-00137	121
169-60004	CTN1140	141	170-03048	170-03048	155	170-03130	170-03130	157	181-00139	PR1	112
169-60005	CTN1140STD	141	170-03049	170-03049	155	170-03131	170-03131	157	181-00140	181-00140	116
169-60006	CTN120	141	170-03050	170-03050	161	170-03132	170-03132	157	181-00141	181-00141	116
169-60007	CTN120STD	141	170-03051	170-03051	161	170-03133	170-03133	157	181-00142	181-00142	116
169-60008	CTN140	141	170-03052	170-03052	161	170-03134	170-03134	157	181-00143	181-00143	116
169-60009	CTN140STD	141	170-03053	170-03053	161	170-03135	170-03135	157	181-00144	181-00144	116
169-60011	CTN20STD	141	170-03054	170-03054	163	170-03136	170-03136	157	181-00145	181-00145	116

Article No.	Part No.	Page	Article No.	Part No.	Page	Article No.	Part No.	Page	Article No.	Part No.	Page
181-00147	181-00147	120	181-00462	181-00462	118	181-00546	181-00546	121	181-00634	181-00634	128
181-00148	181-00148	121	181-00463	181-00463	118	181-00547	181-00547	121	181-00635	181-00635	128
181-00152	181-00152	131	181-00464	181-00464	118	181-00548	181-00548	122	181-00636	181-00636	128
181-00153	181-00153	131	181-00465	181-00465	118	181-00550	181-00550	123	181-00637	181-00637	127
181-00154	181-00154	131	181-00467	181-00467	118	181-00552	181-00552	122	181-00638	181-00638	128
181-00155	181-00155	126	181-00468	181-00468	119	181-00554	181-00554	123	181-00639	181-00639	128
181-00156	181-00156	126	181-00469	181-00469	119	181-00557	181-00557	125	181-00640	181-00640	128
181-00157	181-00157	126	181-00470	181-00470	120	181-00558	181-00558	125	181-00641	181-00641	128
181-00158	SDWR4X20K2	111	181-00471	181-00471	120	181-00560	181-00560	126	181-00642	181-00642	128
181-00159	181-00159	125	181-00472	181-00472	120	181-00562	181-00562	126	181-00643	181-00643	128
181-00212	181-00212	124	181-00473	181-00473	121	181-00564	181-00564	122	181-00644	181-00644	128
181-00214	181-00214	124	181-00474	181-00474	121	181-00565	181-00565	122	181-00645	181-00645	129
181-00216	181-00216	124	181-00475	181-00475	121	181-00566	181-00566	122	181-00646	181-00646	129
181-00218	181-00218	124	181-00476	181-00476	121	181-00567	181-00567	122	181-00647	181-00647	129
181-00220	181-00220	119	181-00477	181-00477	121	181-00568	181-00568	122	181-00648	181-00648	129
181-00222	181-00222	119	181-00479	181-00479	121	181-00569	181-00569	122	181-00649	181-00649	130
181-00224	181-00224	119	181-00480	181-00480	121	181-00570	181-00570	122	181-00651	181-00651	130
181-00226	181-00226	119	181-00481	181-00481	116	181-00571	181-00571	122	181-00652	181-00652	130
181-00228	181-00228	129	181-00482	181-00482	117	181-00572	181-00572	122	181-00653	181-00653	130
181-00230	181-00230	129	181-00483	181-00483	117	181-00573	181-00573	123	181-00654	181-00654	130
181-00232	181-00232	129	181-00485	181-00485	117	181-00574	181-00574	118	181-00655	181-00655	130
181-00234	181-00234	129	181-00486	181-00486	117	181-00575	181-00575	123	181-00656	181-00656	130
181-00236	181-00236	124	181-00487	181-00487	118	181-00576	181-00576	123	181-00657	181-00657	130
181-00238	181-00238	124	181-00488	181-00488	118	181-00577	181-00577	123	181-00658	181-00658	130
181-00240	181-00240	124	181-00489	181-00489	118	181-00578	181-00578	123	181-00659	181-00659	130
181-00242	181-00242	124	181-00490	181-00490	116	181-00579	181-00579	123	181-00663	181-00663	131
181-00244	181-00244	119	181-00491	181-00491	116	181-00580	181-00580	123	181-00664	181-00664	131
181-00246	181-00246	119	181-00492	181-00492	116	181-00581	181-00581	124	181-00665	181-00665	131
181-00248	181-00248	119	181-00493	181-00493	116	181-00582	181-00582	124	181-00666	181-00666	131
181-00250	181-00250	119	181-00494	181-00494	117	181-00583	181-00583	124	181-00667	181-00667	131
181-00252	181-00252	129	181-00495	181-00495	117	181-00584	181-00584	125	181-00671	181-00671	117
181-00254	181-00254	129	181-00496	181-00496	117	181-00585	181-00585	125	181-00672	181-00672	120
181-00256	SNP18A10C2	173	181-00497	181-00497	117	181-00586	181-00586	125	181-00684	181-00684	114
181-00259	181-00259	129	181-00498	181-00498	118	181-00587	181-00587	125	181-00500	181-00500	116
181-00260	181-00260	115	181-00499	181-00499	118	181-00588	181-00588	125	181-11000	181-11000	116
181-00262	181-00262	115	181-00500	181-00500	118	181-00589	181-00589	125	181-11002	181-11002	116
181-00265	181-00265	129	181-00501	181-00501	118	181-00590	181-00590	125	181-11005	181-11005	116
181-00300	181-00300	114	181-00503	181-00503	119	181-00591	181-00591	126	181-11008	181-11008	116
181-00301	181-00301	114	181-00504	181-00504	119	181-00592	181-00592	126	181-11009	181-11009	122
181-00302	181-00302	114	181-00505	181-00505	119	181-00593	181-00593	126	181-11013	181-11013	122
181-00303	181-00303	114	181-00506	181-00506	119	181-00594	181-00594	126	181-11015	181-11015	122
181-00304	181-00304	114	181-00507	181-00507	120	181-00595	181-00595	126	181-11016	181-11016	122
181-00305	181-00305	114	181-00508	181-00508	120	181-00596	181-00596	126	181-11019	181-11019	122
181-00306	181-00306	114	181-00509	181-00509	120	181-00597	181-00597	127	181-11021	181-11021	122
181-00307	181-00307	114	181-00510	181-00510	120	181-00598	181-00598	127	181-11501	181-11501	116
181-00308	181-00308	114	181-00511	181-00511	120	181-00599	181-00599	127	181-11502	181-11502	116
181-00309	181-00309	114	181-00512	181-00512	120	181-00600	181-00600	127	181-11505	181-11505	122
181-00311	181-00311	115	181-00513	181-00513	120	181-00601	181-00601	127	181-11507	181-11507	122
181-00312	181-00312	119	181-00514	181-00514	120	181-00602	181-00602	127	181-11509	181-11509	122
181-00313	181-00313	119	181-00515	181-00515	120	181-00603	181-00603	128	181-11511	181-11511	122
181-00314	181-00314	119	181-00516	181-00516	121	181-00604	181-00604	128	181-12001	181-12001	117
181-00315	181-00315	119	181-00517	181-00517	121	181-00605	181-00605	128	181-12002	181-12002	117
181-00316	181-00316	124	181-00518	181-00518	121	181-00606	181-00606	128	181-12005	181-12005	122
181-00317	181-00317	124	181-00519	181-00519	121	181-00607	181-00607	128	181-12008	181-12008	122
181-00318	181-00318	124	181-00520	181-00520	121	181-00608	181-00608	128	181-12011	181-12011	122
181-00319	181-00319	124	181-00521	181-00521	121	181-00609	181-00609	129	181-12013	181-12013	122
181-00320	181-00320	129	181-00522	181-00522	121	181-00610	181-00610	129	181-13001	181-13001	117
181-00321	181-00321	129	181-00523	181-00523	121	181-00611	181-00611	130	181-13003	181-13003	122
181-00322	181-00322	129	181-00524	181-00524	116	181-00612	181-00612	130	181-13006	181-13006	122
181-00323	181-00323	129	181-00525	181-00525	116	181-00613	181-00613	130	181-13008	181-13008	122
181-00441	SDWR4X40P2	111	181-00526	181-00526	116	181-00614	181-00614	130	181-13010	181-13010	122
181-00442	181-00442	115	181-00527	181-00527	116	181-00615	181-00615	130	181-13012	181-13012	122
181-00443	181-00443	115	181-00528	181-00528	116	181-00616	181-00616	130	181-14000	181-14000	117
181-00445	181-00445	115	181-00529	181-00529	116	181-00617	181-00617	131	181-14001	181-14001	122
181-00446	181-00446	115	181-00530	181-00530	117	181-00618	181-00618	131	181-14003	181-14003	122
181-00447	181-00447	115	181-00531	181-00531	117	181-00619	181-00619	131	181-14006	181-14006	122
181-00448	181-00448	115	181-00532	181-00532	117	181-00620	181-00620	128	181-15100	181-15100	117
181-00449	181-00449	115	181-00533	181-00533	117	181-00621	181-00621	127	181-15101	181-15101	117
181-00450	181-00450	115	181-00534	181-00534	118	181-00622	181-00622	127	181-15102	181-15102	117
181-00451	181-00451	115	181-00535	181-00535	118	181-00623	181-00623	127	181-15105	181-15105	122
181-00452	181-00452	116	181-00536	181-00536	118	181-00624	181-00624	127	181-15107	181-15107	122
181-00453	181-00453	116	181-00537	181-00537	118	181-00625	181-00625	127	181-15201	181-15201	118
181-00454	181-00454	116	181-00538	181-00538	118	181-00626	181-00626	127	181-15202	181-15202	118
181-00455	181-00455	116	181-00539	181-00539	118	181-00627	181-00627	127	181-15203	181-15203	123
181-00456	181-00456	116	181-00540	181-00540	119	181-00628	181-00628	127	181-15207	181-15207	123
181-00457	181-00457	116	181-00541	181-00541	119	181-00629	181-00629	127	181-15209	181-15209	123
181-00458	181-00458	117	181-00542	181-00542	120	181-00630	181-00630	127	181-15211	181-15211	123
181-00459	181-00459	117	181-00543	181-00543	121	181-00631	181-00631	127	181-15213	181-15213	123
181-00460	181-00460	117	181-00544	181-00544	121	181-00632	181-00632	127	181-15300	181-15300	118
181-00461	181-00461	117	181-00545	181-00545	121	181-00633	181-00633	128	181-15304	181-15304	123


Article No.	Part No.	Page	Article No.	Part No.	Page	Article No.	Part No.	Page	Article No.	Part No.	Page
181-15306	181-15306	123	181-43001	181-43001	121	184-23003	184-23003	129	190-00190	SNP610M4	173
181-15307	181-15307	123	181-43002	181-43002	121	184-23004	184-23004	129	190-00196	SNP6010C2	174
181-15308	181-15308	123	181-43004	181-43004	126	184-23006	184-23006	129	190-00197	SNP60GHSOC2	172
181-15400	181-15400	123	181-43006	181-43006	126	184-24003	184-24003	129	190-00202	SNP7GHSOM4	171
181-15404	181-15404	123	181-43008	181-43008	126	184-24004	184-24004	129	190-00204	SNP710C2	173
181-15406	181-15406	123	181-44006	181-44006	121	184-24007	184-24007	129	190-00206	SNP710M4	173
181-15500	181-15500	117	181-44009	181-44009	121	184-32001	184-32001	130	190-00209	SNP70GHSOC2	172
181-15502	181-15502	117	181-44015	181-44015	121	184-32004	184-32004	130	190-00212	SNP7010C2	174
181-15503	181-15503	117	181-44018	181-44018	121	184-33001	184-33001	130	190-00215	SNP76GHSOC2	172
181-15504	181-15504	117	181-44020	181-44020	126	184-33002	184-33002	130	190-00217	SNP7610C2	174
181-15505	181-15505	123	181-44027	181-44027	126	184-33004	184-33004	130	190-00222	SNP8GHSOM4	171
181-15509	181-15509	123	181-44031	181-44031	126	184-34001	184-34001	130	190-00224	SNP810C2	173
181-15511	181-15511	123	181-44033	181-44033	126	184-34003	184-34003	130	190-00226	SNP810M4	173
181-15513	181-15513	123	181-44035	181-44035	126	184-34005	184-34005	130	190-00229	SNP80GHSOC2	172
181-15515	181-15515	123	181-45000	181-45000	121	184-42001	184-42001	131	190-00231	SNP8010C2	174
181-20021	SLWR20C2	111	181-45001	181-45001	121	184-42003	184-42003	131	190-00233	SNP9010C2	174
181-20201	SDWRX20K2	111	181-45002	181-45002	126	184-43001	184-43001	131	190-00244	SNP33GHSOK2	172
181-21000	181-21000	118	181-45010	181-45010	126	184-43003	184-43003	131	190-00245	SNP3810H4	174
181-21001	181-21001	118	181-45011	181-45011	126	184-44001	184-44001	131	190-00246	SNP42N10C2	174
181-21003	181-21003	118	181-45012	181-45012	126	184-44002	184-44002	131	190-00247	SNP42N10K2	174
181-21005	181-21005	123	181-45013	181-45013	126	184-44004	184-44004	131	190-00248	SNP5010C2	174
181-21007	181-21007	123	181-64000	181-64000	121	190-00019	SNP1GHSOM4	171	190-00249	SNP90GHSOC2	172
181-21009	181-21009	123	181-64001	181-64001	121	190-00022	SNP110C2	173	190-00250	SNP10110X2	174
181-22005	181-22005	118	181-84004	181-84004	121	190-00023	SNP110M4	173	190-00251	SNP1.5GH5OC2	171
181-22008	181-22008	118	181-84007	181-84007	121	190-00027	SNP1.2510C2	173	190-00252	SNP12A10C2	173
181-22013	181-22013	118	181-90050	181-90050	115	190-00028	SNP1.2510M4	173	190-00253	SNP12A10M4	173
181-22016	181-22016	118	181-91000	181-91000	115	190-00029	SNP1.25GH5OC2	171	190-00254	SNP12AGHSOC2	171
181-22018	181-22018	118	181-91004	181-91004	115	190-00030	SNP1.25GHSOM4	171	190-00255	SNP12AGHSOM4	171
181-22020	181-22020	123	181-91008	181-91008	115	190-00033	SNP1.510C2	173	190-00257	SNP18A10M4	173
181-22024	181-22024	123	181-91503	181-91503	115	190-00034	SNP1.510M4	173	190-00258	SNP18AGHSOC2	171
181-22028	181-22028	123	181-91507	181-91507	115	190-00035	SNP1.5GH5OM4	171	190-00259	SNP18AGHSOM4	171
181-22030	181-22030	123	181-91510	181-91510	115	190-00043	SNP10GHSOM4	171	190-00300	SNP14AGHSOC2	171
181-22032	181-22032	123	181-92001	181-92001	115	190-00045	SNP1010C2	173	190-00301	SNP14AGHSOM4	171
181-22034	181-22034	123	181-92005	181-92005	115	190-00046	SNP1010M4	173	190-00302	SNP14A10C2	173
181-23001	181-23001	119	181-92011	181-92011	115	190-00052	SNP10010X2	174	190-00303	SNP14A10M4	173
181-23002	181-23002	119	181-93003	181-93003	115	190-00053	SNP101GHSOX2	172	191-00005	SNP42NGHSOK2	172
181-23003	181-23003	124	181-93008	181-93008	115	190-00076	SNP16GHSOM4	171	191-00008	SNP42NGHSOC2	172
181-23007	181-23007	124	181-93011	181-93011	115	190-00077	SNP1610C2	173	191-00010	PHSNP2-36	170
181-23009	181-23009	124	181-94003	181-94003	115	190-00079	SNP1610M4	173	191-00012	PHSNP38-100	170
181-23012	181-23012	124	181-94009	181-94009	115	190-00090	SNP19GHSOC2	172	191-00014	PSNP2-22	170
181-24000	181-24000	119	181-94014	181-94014	115	190-00093	SNP19GHSOM4	172	191-00019	PSNP24-70	170
181-24002	181-24002	119	181-96000	181-96000	115	190-00094	SNP1910C2	174	191-01700	MSNP1-70	170
181-24003	181-24003	124	181-96002	181-96002	115	190-00095	SNP1910M4	174	191-02220	ASNP2-22	170
181-24008	181-24008	124	182-00001	PRT1	112	190-00098	SNP2GHSOM4	171	191-24700	ASNP24-70	170
181-24011	181-24011	124	182-00002	TDNT	113	190-00101	SNP210C2	173	192-10010	SNP1GH5OC2	171
181-24013	181-24013	124	184-11004	184-11004	127	190-00102	SNP210M4	173	192-10020	SNP2GH5OC2	171
181-24014	181-24014	124	184-11006	184-11006	127	190-00111	SNP22GH5OM4	172	192-10040	SNP4GH5OC2	171
181-30031	SLWR30C2	111	184-11008	184-11008	127	190-00113	SNP2210C2	174	192-10060	SNP6GH5OC2	171
181-31001	181-31001	120	184-11009	184-11009	127	190-00114	SNP2210M4	174	192-10070	SNP7GH5OC2	171
181-31002	181-31002	120	184-11010	184-11010	127	190-00119	SNP24GH5OH4	172	192-10080	SNP8GH5OC2	171
181-31007	181-31007	125	184-11012	184-11012	127	190-00121	SNP2410C2	174	192-10100	SNP10GH5OC2	171
181-32002	181-32002	120	184-12002	184-12002	127	190-00122	SNP2410H4	174	192-10160	SNP16GH5OC2	171
181-32003	181-32003	120	184-12004	184-12004	127	190-00124	SNP2810C2	174	192-10220	SNP22GH5OC2	172
181-32004	181-32004	125	184-12005	184-12005	127	190-00125	SNP2810H4	174	192-10240	SNP24GH5OC2	172
181-32005	181-32005	125	184-12007	184-12007	127	190-00127	SNP28GH5OC2	172	192-10320	SNP32GH5OK2	172
181-32009	181-32009	125	184-13003	184-13003	127	190-00128	SNP28GH5OH4	172	192-10360	SNP36GH5OK2	172
181-32012	181-32012	125	184-13005	184-13005	127	190-00132	SNP3GH5OC2	171	192-10380	SNP38GH5OK2	172
181-32015	181-32015	125	184-13007	184-13007	127	190-00134	SNP3GH5OM4	171	192-10500	SNP50GH5OC2	172
181-33000	181-33000	120	184-14002	184-14002	127	190-00135	SNP310C2	173	192-11000	SNP100GH5OX2	172
181-33004	181-33004	120	184-14004	184-14004	127	190-00136	SNP310M4	173	201-20010	201-20010	135
181-33006	181-33006	120	184-15101	184-15101	127	190-00140	SNP32GH5OH4	172	211-00109	TSD025010M4	177
181-33009	181-33009	125	184-15102	184-15102	127	190-00142	SNP3210K2	174	211-00110	TSD031210M4	177
181-33015	181-33015	125	184-15151	184-15151	128	190-00143	SNP3210H4	174	211-00111	TSD037510M4	177
181-33018	181-33018	125	184-15152	184-15152	128	190-00146	SNP3310K2	174	211-00112	TSD050010M4	177
181-33021	181-33021	125	184-15153	184-15153	128	190-00147	SNP3310H4	174	211-00113	TSD056210M4	177
181-33022	181-33022	125	184-15155	184-15155	128	190-00148	SNP33GH5OH4	172	211-00114	TSD062510M4	177
181-34000	181-34000	120	184-15201	184-15201	128	190-00149	SNP34GH5OK2	172	211-00115	TSD075010M4	177
181-34001	181-34001	120	184-15202	184-15202	128	190-00150	SNP34GH5OH4	172	211-00116	TSD087510H4	177
181-34002	181-34002	125	184-15205	184-15205	128	190-00151	SNP3410K2	174	211-00117	TSD012510M4	177
181-34004	181-34004	125	184-15206	184-15206	128	190-00152	SNP3410H4	174	211-00118	TSD017810M4	177
181-34007	181-34007	125	184-15301	184-15301	128	190-00156	SNP3610H4	174	211-00119	TSD100010H4	177
181-35002	181-35002	126	184-15302	184-15302	128	190-00157	SNP3610K2	174	211-00120	TSD112510H4	177
181-35005	181-35005	126	184-15304	184-15304	128	190-00158	SNP36GH5OH4	172	211-00121	TSD125010F4	177
181-40041	SLWR40C2	111	184-15401	184-15401	128	190-00162	SNP3810K2	174	211-00122	TSD150010F4	177
181-42002	181-42002	121	184-15403	184-15403	128	190-00163	SNP38GH5OH4	172	211-00123	TSD02500M4	177
181-42004	181-42004	121	184-21002	184-21002	128	190-00165	SNP410C2	173	211-00124	TSD03750M4	177
181-42005	181-42005	126	184-21003	184-21003	128	190-00167	SNP4GH5OM4	171	211-00125	TSD05000M4	177
181-42008	181-42008	126	184-22003	184-22003	128	190-00170	SNP410M4	173	211-00126	TSD06250M4	177
181-42010	181-42010	126	184-22005	184-22005	128	190-00186	SNP6GH5OM4	171	211-00127	TSD07500M4	177
181-42014	181-42014	126	184-22008	184-22008	128	190-00187	SNP610C2	173	211-00128	TSD08750H4	177




Article No.	Part No.	Page	Article No.	Part No.	Page	Article No.	Part No.	Page	Article No.	Part No.	Page
211-00129	T5D01250M4	177	553-50004	553-50004	201	556-00101	TT822OUT	187	593-01108	TAGPP1J-108	212
211-00130	T5D01780M4	177	553-50005	553-50005	201	556-00104	TT100OUT	187	593-05994	TAG5J-994	214
211-00131	T3D01250M4	176	553-50006	553-50006	201	556-00106	TT900OUT	187	593-09994	TAG9J-994	214
211-00132	T3D012510M4	176	553-50007	553-50007	201	556-00143	TTDTHOUTSM	186	593-11450	TAG11J-450	212
211-00133	T3D01870M4	176	553-50008	553-50008	201	556-00144	TTDTHOUT	187	593-13450	TAG13J-450	212
211-00134	T3D02500M4	176	553-50009	553-50009	201	556-00145	TT822OUTSM	186	593-14450	TAG14J-450	212
211-00135	T3D025010M4	176	553-50010	553-50010	201	556-00147	TT822OUTSM2	186	593-15450	TAG15J-450	212
211-00136	T3D03120M4	176	553-50011	553-50011	201	556-00148	TT822OUTSM3	186	593-19450	TAG19J-450	212
211-00137	T3D031210M4	176	553-50012	553-50012	201	556-00149	TT822OUTSM4	186	593-21450	TAG21J-450	212
211-00138	T3D03750M4	176	553-50013	553-50013	201	556-00150	TT822OUTSM5	186	593-22994	TAG22J-994	214
211-00139	T3D037510M4	176	553-50014	553-50014	201	556-00151	TT822OUTSM6	186	593-26994	TAG26J-994	214
211-00140	T3D043710M4	176	553-50015	553-50015	201	556-00152	TT822OUTSM7	186	593-28450	TAG28J-450	212
211-00141	T3D050010M4	176	553-50016	553-50016	201	556-00153	TT822OUTSM8	186	593-51994	TAG51J-994	214
211-00142	T3D05000M4	176	553-50017	553-50017	201	556-00155	TT822OUT2	187	593-56108	TAG56J-108	212
211-00143	T3D056210M4	176	553-50018	553-50018	201	556-00156	TT822OUT3	187	593-57108	TAG57J-108	212
211-00144	T3D06250M4	176	553-50019	553-50019	201	556-00157	TT822OUT4	187	593-59108	TAG59J-108	212
211-00145	T3D062510M4	176	553-50020	553-50020	201	556-00158	TT822OUT5	187	593-64994	TAG64J-994	214
211-00146	T3D04370M4	176	553-50021	553-50021	201	556-00159	TT822OUT6	187	593-65108	TAG65J-108	212
211-00147	T5D03120M4	177	553-50022	553-50022	201	556-00160	TT822OUT7	187	594-00001	TAGPP2-788	206
211-00148	T5D043710M4	177	553-50023	553-50023	202	556-00161	TT822OUT8	187	594-00002	TAGPP2-788C	206
211-00149	T5D04370M4	177	553-50024	553-50024	202	556-00162	TT8TOUT	187	594-01105	TAG1L-105	209
211-00150	T5D05620M4	177	553-50025	553-50025	202	556-00163	TT8TOUTSM	186	594-01788	TAGPP1-788	206
211-00151	T5D10000H4	177	553-50026	553-50026	202	556-00169	TT100OUTSM	186	594-02105	TAG2L-105	209
211-00152	T5D11250H4	177	553-50027	553-50027	202	556-00189	556-00189	187	594-02788	TAGPP1-788C	206
211-00153	T5D118710H4	177	553-50028	553-50028	202	556-00190	556-00190	186	594-05105	TAG5L-105	209
211-00154	T5D11870H4	177	553-50029	553-50029	202	556-00230	556-00230	186	594-09105	TAG9L-105	209
211-00155	T5D12500F4	177	553-50030	553-50030	202	556-00231	556-00231	186	594-10105	TAG10L-105	209
211-00156	T5D13750F4	177	553-50031	553-50031	202	556-00236	556-00236	186	594-11789	TAG11L-789	206
211-00157	T5D137510F4	177	553-50032	553-50032	202	556-00430	556-00430	187	594-13789	TAG13L-789	206
211-00158	T3D018710M4	176	553-50033	553-50033	202	556-00431	556-00431	187	594-14789	TAG14L-789	206
211-00159	T3D05620M4	176	553-50034	553-50034	202	556-00432	556-00432	187	594-15789	TAG15L-789	206
211-60000	211-60000	175	553-50035	553-50035	202	556-00433	556-00433	187	594-26105	TAG26L-105	209
211-60001	211-60001	175	553-50036	553-50036	202	556-00434	556-00434	187	594-45789	TAG45L-789	206
211-60002	211-60002	175	553-50037	553-50037	202	556-00460	556-00460	187	594-49105	TAG49L-105	209
211-60003	211-60003	175	553-50038	553-50038	202	556-00461	556-00461	187	594-50105	TAG50L-105	209
211-60005	211-60005	175	553-50039	553-50039	202	556-03065	556-03065	187	594-51105	TAG51L-105	209
211-60006	211-60006	175	553-50040	553-50040	202	556-26006	556-26006	204	594-52105	TAG52L-105	209
211-60007	211-60007	175	553-50041	553-50041	202	556-26007	556-26007	204	594-53788	TAG53L-788	206
211-60008	211-60008	175	553-50042	553-50042	202	556-26008	556-26008	204	594-54788	TAG54L-788	206
211-60009	211-60009	175	553-50063	553-50063	201	556-26009	556-26009	204	594-55788	TAG55L-788	206
211-60010	211-60010	175	553-50064	553-50064	201	557-00002	557-00002	222, 227	594-56788	TAG56L-788	206
211-60020	211-60020	175	553-50066	553-50066	202	557-00003	557-00003	222, 227	594-57788	TAG57L-788	206
211-60040	211-60040	175	553-50067	553-50067	201	558-00006	558-00006	198	594-58788	TAG58L-788	206
211-60050	211-60050	175	553-50068	553-50068	201	558-00307	558-00307	198	594-59788	TAG59L-788	206
211-60061	211-60061	175	553-50069	553-50069	201	558-00308	558-00308	198	594-60788	TAG60L-788	206
211-60078	211-60078	175	553-50070	553-50070	201	558-00309	558-00309	198	594-61788	TAG61L-788	206
211-60090	211-60090	175	553-50071	553-50071	201	558-00310	558-00310	198	594-62788	TAG62L-788	206
211-60120	211-60120	175	553-50072	553-50072	201	558-00311	558-00311	198	594-63105	TAG63L-105	209
211-60140	211-60140	175	553-50073	553-50073	201	558-00312	558-00312	198	594-64105	TAG64L-105	209
211-60160	211-60160	175	553-50074	553-50074	201	558-00313	558-00313	198	594-65105	TAG65L-105	209
251-10009	FPA	165	553-50075	553-50075	201	558-00314	558-00314	198	594-66789	TAG66L-789	206
251-10109	FPA	165	553-50076	553-50076	201	558-00327	558-00327	219	594-67789	TAG67L-789	206
251-10209	FPB	165	553-50077	553-50077	201	558-00328	558-00328	219	594-68789	TAG68L-789	206
251-10309	FPC	165	553-50078	553-50078	201	558-00330	558-00330	219	594-69789	TAG69L-789	206
251-10409	FPD	165	553-50079	553-50079	201	558-00331	558-00331	219	594-96789	TAG96L-789	206
251-10509	FPE	165	553-50080	553-50080	201	558-00333	558-00333	219	596-00001	TAG15T3-822C10M	193
251-10609	FPF	165	553-50081	553-50081	201	558-00334	558-00334	219	596-00002	TAG10T2-100B	190
251-10709	FPG	165	553-50082	553-50082	202	558-00336	558-00336	198	596-00003	TAG11T4-822C	193
251-10809	FPH	165	553-50083	553-50083	202	558-00337	558-00337	198	596-00005	TAG1T1-100B	190
251-21109	FHA	165	553-50084	553-50084	202	558-00338	558-00338	198	596-00006	TAG22T2-100B	190
251-21209	FHB	165	553-50085	553-50085	202	558-00339	558-00339	198	596-00007	TAG22T3-100B	190
251-21309	FHC	165	553-50086	553-50086	202	558-00340	558-00340	198	596-00008	TAG24T1-100B	190
251-21409	FHD	165	553-50087	553-50087	202	558-00341	558-00341	198	596-00009	TAG26T6-100B	190
251-21509	FHE	165	553-50088	553-50088	201	558-00342	558-00342	198	596-00010	TAG2T5-100B	190
251-21609	FHF	165	553-50089	553-50089	202	558-00343	558-00343	198	596-00011	TAG38T4-100B	190
251-21709	FHG	165	553-50176	553-50176	201	558-00344	558-00344	198	596-00013	TAG3T3-100B	190
251-21809	FHH	165	553-50177	553-50177	201	558-00345	558-00345	198	596-00014	TAG51T3-100B	190
251-30109	FTA	166	553-50192	553-50192	202	558-00346	558-00346	198	596-00016	TAG6T1-100B	190
251-30209	FTB	166	553-50209	553-50209	202	558-00350	558-00350	198	596-00017	TAG74T2-PAP	193
251-30309	FTC	166	553-50225	553-50225	202	558-00351	558-00351	198	596-00019	TAG75T1-822	193
251-30409	FTD	166	553-50226	553-50226	202	558-00370	558-00370	198	596-00021	TAG7T1-100B	190
251-30509	FTE	166	553-50227	553-50227	202	558-00374	558-00374	198	596-00022	TAG81T8-822	193
251-30609	FTF	166	553-50231	553-50231	202	590-01750	RO175	220	596-00023	TAG83T1-822	193
251-30709	FTG	166	553-50232	553-50232	202	590-01751	175REF	220	596-00024	TAG82T1-PAP	193
251-30809	FTH	166	556-00035	556-00035	185	590-05120	RO512	220	596-00025	TAG82T2-PAP	193
500-50820	T82-S	220	556-00036	556-00036	185	590-05121	512REF	220	596-00027	TAG9T3-100B	190
500-50822	T82-R	220	556-00037	556-00037	185	590-05140	RO514	220	596-00028	TAGPP1T6-822	193
553-50001	553-50001	201	556-00038	556-00038	185	590-05141	514REF	220	596-00029	TAGPP1T6-822C	193
553-50002	553-50002	201	556-00039	556-00039	185	590-10000	RO175WP	220	596-00030	TAGPP1T6-822C10M193	193
553-50003	553-50003	201	556-00042	556-00042	185	593-00001	TAGPHONE	212, 218	596-00033	TAG13T4-DTH	193

Article No.	Part No.	Page	Article No.	Part No.	Page	Article No.	Part No.	Page	Article No.	Part No.	Page
596-00034	TAG16T3-DTH	193	596-00420	596-00420	197	854-44343	GT.50X63C2	73			
596-00035	TAG15T3-DTH	193	596-00424	596-00424	219	854-44344	GT.50X63P2	73			
596-00036	TAG27T2-DTH	193	596-00425	596-00425	219	854-44345	GT.50X64C2	73			
596-00037	TAG99T1-DTH	193	596-00426	596-00426	219	854-44346	GT.50X64P2	73			
596-00038	TAG73T1-DTH	193	596-00427	596-00427	219	854-44347	GT.50X65C2	73			
596-00039	TAG33T1-DTH	193	596-00500	596-00500	196	854-44348	GT.50X65P2	73			
596-00043	TAG27T1-822C	193	596-00503	596-00503	196	854-44349	GT.50X66C2	73			
596-00045	TAG53T2-100B	190	596-00504	596-00504	196	854-44350	GT.50X66P2	73			
596-00046	TAGPP2T6-822	193	596-00507	596-00507	196	854-44352	GT.50X6MP2V2	75			
596-00047	TAGPP2T6-822C	193	596-11822	TAG11T4-822	193	854-44353	GT.50X80C2	73			
596-00082	TAGPP1T6-82210M	193	596-13822	TAG13T4-822	193	854-44354	GT.50X80C2W	75			
596-00083	TAGPP3T4-822	193	596-15822	TAG15T3-822	193	854-44355	GT.50X80P2	73			
596-00084	TAGPP3T4-822C	193	596-16822	TAG16T3-822	193	854-44356	GT.50X80P2W	75			
596-00183	596-00183	197	596-17822	TAG17T2-822	193	854-44357	GT.50X82C2	73			
596-00184	596-00184	197	596-27822	TAG27T1-822	193	854-44358	GT.50X82P2	73			
596-00185	596-00185	197	596-42822	TAG72T1-822	193	854-44359	GT.50X83C2	73			
596-00189	596-00189	197	596-70822	TAG70T12-822	193	854-44360	GT.50X83P2	73			
596-00190	596-00190	197	596-71822	TAG71T5-822	193	854-44361	GT.50X84C2	73			
596-00191	596-00191	197	596-73822	TAG73T1-822	193	854-44362	GT.50X84P2	73			
596-00192	596-00192	197	596-82822	TAG82T2-822	193	854-44363	GT.50X85C2	73			
596-00193	596-00193	197	596-84822	TAG84T3-822	193	854-44364	GT.50X85P2	73			
596-00194	596-00194	197	598-00026	TAG96T1-336	192	854-44365	GT.50X86C2	73			
596-00195	596-00195	197	598-00040	TAG68T1-336	192	854-44366	GT.50X86P2	73			
596-00196	596-00196	197	598-00041	TAG69T1-336	192	854-44368	GT.50X8MP2V2	75			
596-00202	596-00202	196	598-00044	TAG35T2-250	192	854-44369	GT.75X150C2	74			
596-00203	596-00203	219	598-00256	WMTD0-9	221	854-44371	GT.75X150P2	74			
596-00204	596-00204	219	598-00259	WMT0-9	221	854-44373	GT.75X152C2	74			
596-00206	596-00206	217	598-00260	TCWM1	221	854-44374	GT.75X152P2	74			
596-00207	596-00207	217	598-00261	TCWM2	221	854-44375	GT.75X153C2	74			
596-00208	596-00208	217	598-00262	TCWM3	221	854-44376	GT.75X153P2	74			
596-00231	596-00231	214	598-00263	TCWM4	221	854-44377	GT.75X154P2	74			
596-00232	596-00232	216	598-00264	TCWM5	221	854-44378	GT.75X154C2	74			
596-00233	596-00233	216	598-00265	TCWM6	221	854-44379	GT.75X155C2	74			
596-00234	596-00234	216	598-00266	TCWM7	221	854-44380	GT.75X155P2	74			
596-00235	596-00235	216	598-00267	TCWM8	221	854-44381	GT.75X156C2	74			
596-00236	596-00236	216	598-00268	TCWM9	221	854-44382	GT.75X156P2	74			
596-00237	596-00237	218	598-00269	TCWM10	221	854-44384	GT.75X1800	74			
596-00238	596-00238	218	598-00270	TCWM11	221	854-44386	GT.75X1800W	75			
596-00239	596-00239	218	598-00271	TCWM12	221	854-44388	GT.75X1802	74			
596-00240	596-00240	218	598-00272	TCWM13	221	854-44389	GT.75X1803	74			
596-00241	596-00241	218	598-00273	TCWM14	221	854-44390	GT.75X1804	74			
596-00242	596-00242	218	598-00274	TCWM15	221	854-44391	GT.75X1805	74			
596-00243	596-00243	217	598-00275	TCWM16	221	854-44392	GT.75X1806	74			
596-00244	596-00244	217	598-00277	TYHCT-250	192	854-44394	GT.75X180MV2	75			
596-00245	596-00245	217	598-11250	TAG11T4-250	192	854-44395	GT.75X6000	74			
596-00246	596-00246	217	598-15250	TAG15T3-250	192	854-44396	GT.75X9000	74			
596-00247	596-00247	217	598-15795	TAG15T3-795	192	854-44397	GT.75X9004	74			
596-00249	596-00249	217	598-21250	TAG21T6-250	192	854-90272	WMBH	115			
596-00251	596-00251	217	598-27795	TAG27T1-795	192	904-00006	ETS8210	167			
596-00252	596-00252	218	598-28250	TAG28T4-250	192	904-00007	ET330	167			
596-00253	596-00253	218	598-72795	TAG72T1-795	192	904-00008	ET660	167			
596-00255	596-00255	217	598-73795	TAG73T1-795	192	904-00010	ETCW660	167			
596-00257	596-00257	216	598-75795	TAG75T1-795	192	904-00011	ETST661	167			
596-00258	596-00258	216	598-76795	TAG76T1-795	192	904-00012	ETST6610	167			
596-00323	596-00323	196	598-78795	TAG78T1-795	192	904-00014	ETST662	167			
596-00371	596-00371	219	598-79795	TAG79T1-795	192	904-00016	ETST663	167			
596-00375	596-00375	219	598-80795	TAG80T1-795	192	904-00018	ETST664	167			
596-00376	596-00376	219	800-00004	SM1BK75MT	166	904-00020	ETST665	167			
596-00377	596-00377	219	854-44316	GT.375X60C2	73	904-00022	ETST666	167			
596-00378	596-00378	219	854-44317	GT.50X110C2	74	904-00024	ETST667	167			
596-00379	596-00379	219	854-44319	GT.50X110C2W	75	904-00026	ETST668	167			
596-00380	596-00380	192	854-44320	GT.50X110P2	74	904-00284	904-00284	103			
596-00381	596-00381	192	854-44321	GT.50X110P2W	75	904-00295	904-00295	113			
596-00382	596-00382	192	854-44322	GT.50X112C2	74	904-00296	904-00296	113			
596-00383	596-00383	192	854-44323	GT.50X112P2	74	904-00297	904-00297	113			
596-00386	596-00386	219	854-44324	GT.50X113C2	74						
596-00387	596-00387	219	854-44325	GT.50X113P2	74						
596-00388	596-00388	219	854-44326	GT.50X114C2	74						
596-00389	596-00389	219	854-44327	GT.50X114P2	74						
596-00404	596-00404	196	854-44328	GT.50X115C2	74						
596-00405	596-00405	196	854-44329	GT.50X115P2	74						
596-00406	596-00406	196	854-44330	GT.50X116C2	74						
596-00407	596-00407	196	854-44331	GT.50X116P2	74						
596-00412	596-00412	196	854-44334	GT.50X12MP2V2	75						
596-00413	596-00413	196	854-44336	GT.50X60C2	73						
596-00414	596-00414	196	854-44338	GT.50X60C2W	75						
596-00415	596-00415	196	854-44339	GT.50X60P2	73						
596-00417	596-00417	196	854-44340	GT.50X60P2W	75						
596-00418	596-00418	197	854-44341	GT.50X62C2	73						
596-00419	596-00419	197	854-44342	GT.50X62P2	73						

HellermannTyton's product line extends beyond cable management and identification solutions. Visit our website or reference these other catalogs to see our products for transportation and heavy equipment (Engineered Fastening Solutions) or network connectivity applications (Network Connectivity Solutions and Data Center Solutions).



Engineered Fastening Solutions  
*LITPDEFS*



Network Connectivity Solutions  
*LITPDNCS*



Data Center Solutions  
*LITPDDCS*

## HellermannTyton North American Facilities



Corporate Headquarters and Manufacturing  
Faulkner Road, Milwaukee, WI



Manufacturing  
Good Hope Road, Milwaukee, WI



Offices and Manufacturing  
87th Street, Milwaukee, WI



Distribution  
Romeoville, IL



Sales, Distribution and Assembly  
Tlaquepaque, Jalisco Mexico



Sales and Distribution  
Aurora, Ontario Canada

Located in 37 countries, HellermannTyton brings the best to its customers through global resources channeled to local implementations. Flexibility, agility, and ability to create value-added, market driven solutions are the hallmarks of every HellermannTyton company across the world.



ARGENTINA | AUSTRALIA | AUSTRIA | BELGIUM | BRAZIL | CANADA | CHINA  
CZECH REPUBLIC | DENMARK | FINLAND | FRANCE | GERMANY | HONG KONG | HUNGARY  
INDIA | IRELAND | ITALY | JAPAN | KOREA | MEXICO | NETHERLANDS | NORWAY | PHILIPPINES  
POLAND | PORTUGAL | ROMANIA | RUSSIAN FEDERATION | SINGAPORE | SLOVENIA | SOUTH AFRICA  
SPAIN | SWEDEN | THAILAND | TURKEY | UNITED ARAB EMIRATES | UNITED KINGDOM | UNITED STATES

---

# HellermannTyton

## **HellermannTyton North American Corporate Headquarters**

7930 N. Faulkner Rd, PO Box 245017  
Milwaukee, WI 53224-9517  
Phone: (414) 355-1130, (800) 537-1512  
Fax: (414) 355-7341, (800) 848-9866  
email: corp@htamericas.com  
www.hellermann.tyton.com

**TS16949, ISO 9001, and ISO 14001 certified**

## **HellermannTyton Canada**

Unit #4, 205 Industrial Parkway North  
Aurora, Ontario L4G 4C4 Canada  
Phone: (800) 661-2461  
Fax: (800) 390-3904  
email: sales@hellermanntyton.ca

## **HellermannTyton Mexico**

Anillo Periferico Sur 7980 Edificio 6A  
Parque Industrial Tecnologico II  
Santa María Tequepexpan  
Tlaquepaque, Jalisco, Mexico 45601  
Phone: 011-52-33-3-133-9880  
Fax: 011-52-33-3-133-9861  
email: info@htamericas.com.mx

**ISO 9001 certified**

## **Warranty Policy**

HellermannTyton products are warranted to be free from defects in material and workmanship at the time sold by us; but our obligation under this warranty and that of the seller is limited to the replacement of the product, and neither we nor the seller are bound by any other warranty, expressed, implied or statutory. Under no circumstances are we or the seller liable for any loss, damage, expenses or consequential damages of any kind arising out of the use or inability to use these products. All are sold with the understanding that the user will test them in actual use and determine their adaptability for the intended uses.

*The above warranties and remedies are exclusive and in lieu of all other warranties and remedies whatsoever, express or implied, including, but not limited to, any implied warranties of merchantability or fitness for a particular purpose which HellermannTyton expresses disclaims.*