

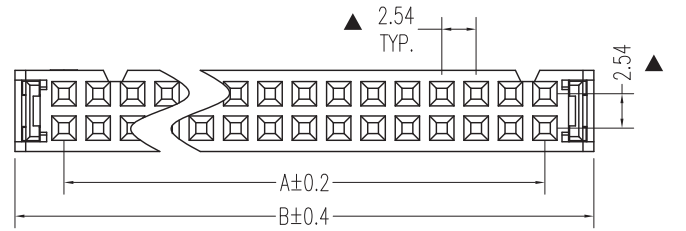
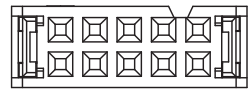
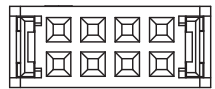
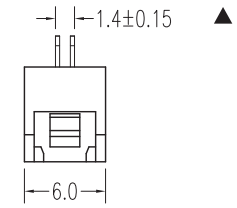
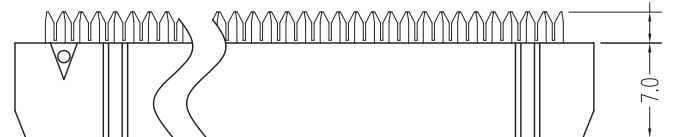
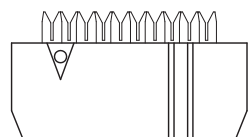
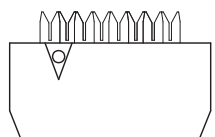
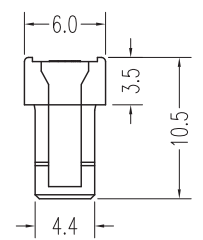
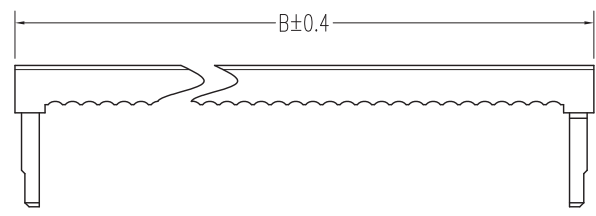
NUMBER OF POSITIONS	DIMENSION	
	A	B
08	7.62	14.86
10	10.16	17.40
12	12.70	19.94
14	15.24	22.48
16	17.78	25.02
18	20.32	27.56
20	22.86	30.10
22	25.40	32.64
24	27.94	35.18
26	30.48	37.72
30	35.56	42.80
34	40.64	47.88
36	43.18	50.42
40	48.26	55.50
44	53.34	60.58
50	60.96	68.20
60	73.66	80.90
64	78.74	85.98

NOTES:
 Insulator Material: PBT, UL 94V-0
 Contact Plating: Gold flash over nickel
 Contact Material: Brass

Current Rating : 1A AC,DC
 Contact Resistance: 20MΩ Max.
 Dielectric Withstanding: AC 500V
 Insulator Resistance: 1000MΩ Min.
 Operating Temp.: -40°C~+105°C



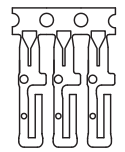
REV.	DESCRIPTION	DATE
A	RELEASE	2012/11/7



8P

10P-12P

14P-64P



Mating Part Number		
3020-ALL	3010-XX-001-11-XX	3010-XX-001-12-XX
3010-XX-002-12-XX	3010-XX-003-12-XX	

UNLESS TOLERANCE		DRAW BY	
GENERAL	ANGLE	DESIGN BY	
X. ± 0.30	X.' ± 3.0°	CHECK BY	
.X ± 0.25	.X' ± 2.0°	APPROVE BY	
.XX ± 0.20	.XX' ± 1.0°	SCALE	SHEET
.XXX ± 0.10	.XXX' ± 0.5°	1:1	1/1
		UNIT	MM

CnC Tech,LLC

Part NO.
3030-XX-0101-00

DRW NO: _____ REV: A