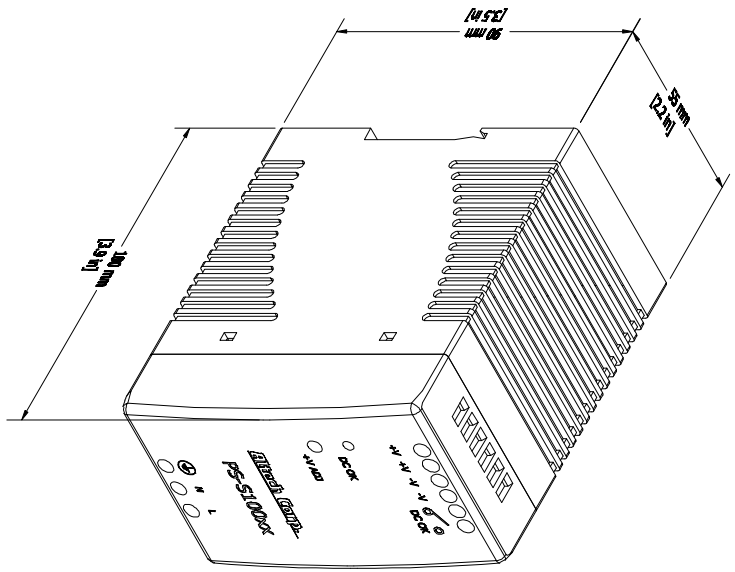
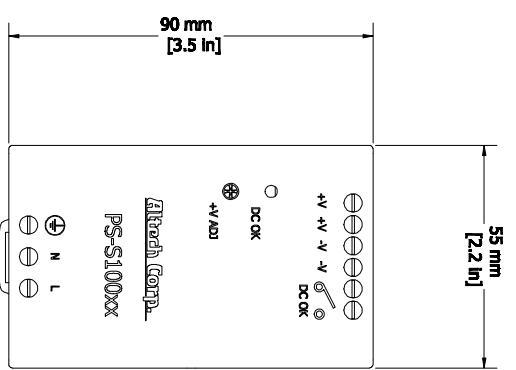
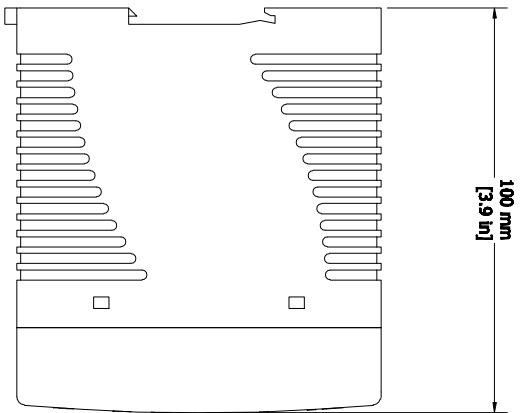
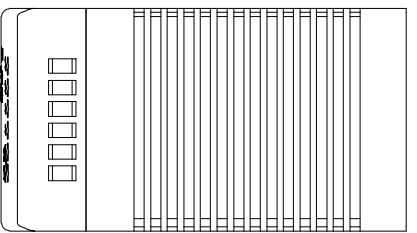


| REVISIONS FOR DWG # 20-PSS100-PSS100 |        |                 |         |            |
|--------------------------------------|--------|-----------------|---------|------------|
| REV                                  | CH.NO. | DESCRIPTION     | DATE    | REVISED BY |
| -                                    | -      | ORIGINAL DESIGN | 7/24/07 | Phil E.    |



UNLESS OTHERWISE SPECIFIED  
 • ALL DIMENSIONS ARE IN MILLIMETERS  
 • THIRD ANGLE PROJECTION

TOLERANCE

|       |        |
|-------|--------|
| XX    | ±1mm   |
| XX.X  | ±0.5mm |
| XX.XX | ±0.2mm |
| ALL   | - mm   |

MUR-C

This Drawing is the property of  
**Altech Corp.**  
 35 Royal Road  
 Flemington NJ 08822-6000  
 (908) 806-9400 • Fax (908) 806-9490

AND IS A CONFIDENTIAL DISCLOSURE  
 LENT WITHOUT CONSIDERATION OTHER  
 THAN THE BORROWER'S AGREEMENT  
 THAT IT SHALL NOT BE REPRODUCED,  
 COPIED, LENT, OR DISPOSED OF  
 DIRECTLY OR INDIRECTLY NOR USED  
 FOR ANY PURPOSE OTHER THAN THAT  
 FOR WHICH IT IS SPECIFICALLY  
 FURNISHED.

|  |         |                  |                |
|--|---------|------------------|----------------|
| TITLE: 100W Single Output Industrial DIN Rail<br>Power Supply PS-S100 Series |         |                  |                |
| DRAWN BY:<br>Philippe Ernstberger  | 7/24/07 | DRAWING NO.:     | REV.:          |
| CHECKED BY:<br>László Györgyópai   | 7/24/07 | 20-PSS100-PSS100 | -              |
| RELEASED BY:<br>laszlo.gyorgypoi   | 7/24/07 | SCALE: -         | SHEET: 1 OF: 1 |