

Molded Parts Specification Control Drawing

Part Number : 202A011 thru 096
Description : Boot, Straight, Thin Wall

NOTES

- All dimensions are in $\frac{\text{inches}}{\text{[millimeters]}}$; $\frac{\text{lbs}}{\text{[grams]}}$
- Dimensions appearing in table are as follows:
a - As Supplied
b - After Unrestricted Recovery
- Coating is optional. As supplied dimensions appearing in table are for uncoated parts. When coating is added, entry diameters will be reduced by .06 max.
- Molding parts are optional. When -00 modification number is specified molding parts will be located as shown. On sizes 202A011 and 202A021 .12 dia. vent port will be eliminated.
- Weight shown in table of dimensions is based on polyolefin part.
- 202A0XX parts are made from 202A1XX family parts and will have a white label for identification.

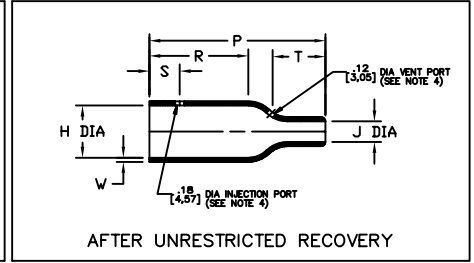
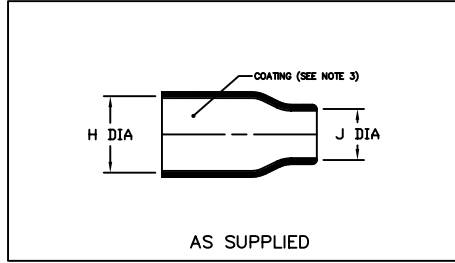


TABLE OF DIMENSIONS

PART NUMBER	H		J		P	R	S	T	W	Weight Nom b
	Min a	Max b	Min a	Max b						
202A011	.42 [10,7]	.31 [7,9]	.33 [8,4]	.15 [3,8]	1.00 [25,4]	.56 [14,2]	.50 [12,7]	N/A	.05 [1,27]	.002 [0,9]
202A021	.54 [13,7]	.39 [9,9]	.46 [11,7]	.21 [5,3]	1.50 [38,1]	.86 [21,8]	.60 [15,2]	N/A	.06 [1,52]	.004 [1,8]
202A032	.76 [19,3]	.56 [14,2]	.56 [14,2]	.26 [6,6]	2.02 [51,3]	1.10 [27,9]	.75 [19,1]	.63 [16,0]	.07 [1,78]	.008 [3,8]
202A042	.94 [23,9]	.70 [17,8]	.61 [15,5]	.29 [7,4]	2.63 [66,8]	1.40 [35,6]	.75 [19,1]	.87 [22,1]	.07 [1,78]	.014 [6,4]
202A053	1.18 [30,0]	.86 [21,9]	.71 [18,0]	.34 [8,6]	2.90 [73,7]	1.63 [41,4]	.75 [19,1]	.87 [22,1]	.07 [1,78]	.025 [11,3]
202A063	1.49 [37,8]	1.08 [27,4]	.84 [21,3]	.37 [9,4]	3.90 [99,1]	2.47 [62,7]	.75 [19,1]	.99 [25,1]	.08 [2,03]	.040 [18,1]
202A074	1.85 [47,0]	1.39 [35,3]	1.40 [35,6]	.63 [16,0]	5.13 [130,3]	2.55 [64,8]	1.00 [25,4]	2.00 [50,8]	.13 [3,30]	.100 [45,4]
202A085	2.34 [59,4]	1.72 [43,7]	1.72 [43,7]	.77 [19,6]	6.35 [161,3]	3.55 [90,2]	1.00 [25,4]	2.15 [54,6]	.15 [3,81]	.193 [87,5]
202A096	3.20 [81,3]	2.25 [57,2]	2.19 [55,6]	1.06 [26,9]	8.37 [212,6]	4.45 [113,0]	1.00 [25,4]	3.15 [80,0]	.16 [4,06]	.367 [166,5]



TYCO ELECTRONICS
300 CONSTITUTION DRIVE
MENLO PARK, CALIFORNIA 94025
© 2004 Tyco Electronics Corporation. All rights reserved

Revision : N
Date : 7/29/04

Part Number : 202A011 thru 096
Description : Boot, Straight, Thin Wall

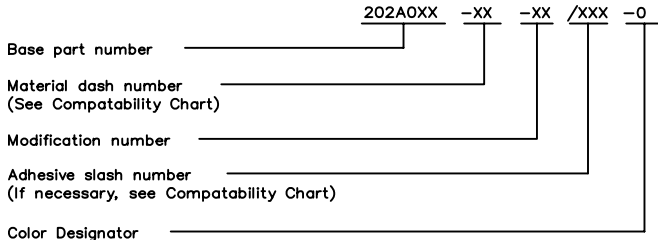
Molded Parts Specification Control Drawing

Part Number : 202A011 thru 096
Description : Boot, Straight, Thin Wall


COMPATABILITY CHART					
MATERIAL DASH NO.	MATERIAL DESCRIPTION	RT SPEC	COATING SLASH NO.	COATING S NO.	COATING DESCRIPTION
-3	Polyolefin, Semi-rigid	RT-301	/42	S-1017	Adhesive
-4	Polyolefin, Flexible	RT-1304	/42	S-1017	Adhesive
-5	Elastomer, Flexible	RT-501	N/A		
-6	Silicone	RT-602	N/A		
-12	*VITON, Flexible	RT-1312	N/A		
-25	Elastomer, Fluid Resistant	RT-1325	/42;/86	S-1017;S-1048	Adhesive

*VITON is a Registered Trademark of Dupont

ORDERING INFORMATION



THIS DRAWING IS SUBJECT TO CHANGE WITHOUT NOTICE; CONSULT YOUR NEAREST FIELD REPRESENTATIVE FOR CURRENT REVISION



TYCO ELECTRONICS
300 CONSTITUTION DRIVE
MENLO PARK, CALIFORNIA 94025

If this document is printed it becomes uncontrolled.
Check for the latest revision.

Revision : N
Date : 7/29/04

Part Number : 202A011 thru 096
Description : Boot, Straight, Thin Wall