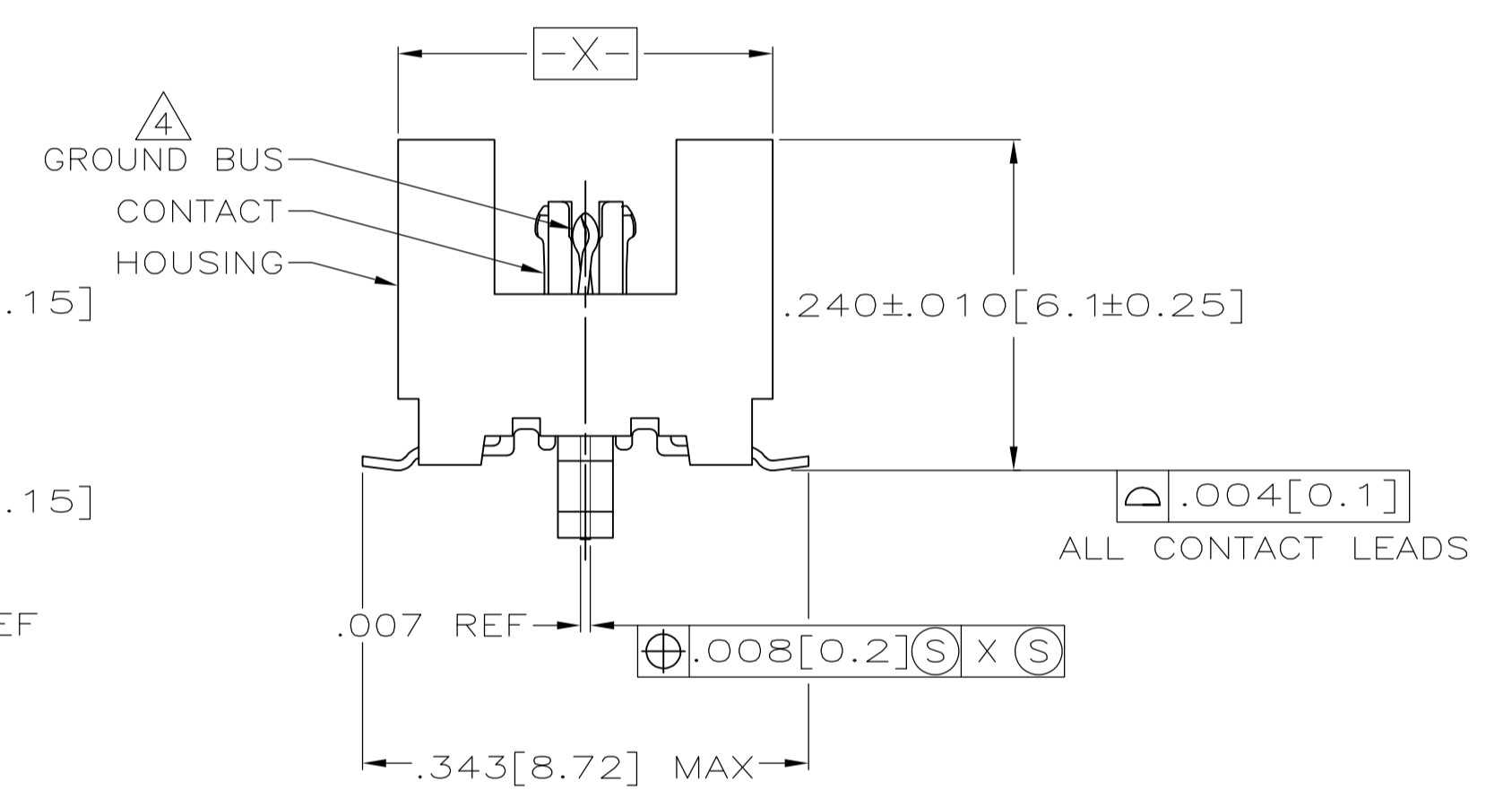
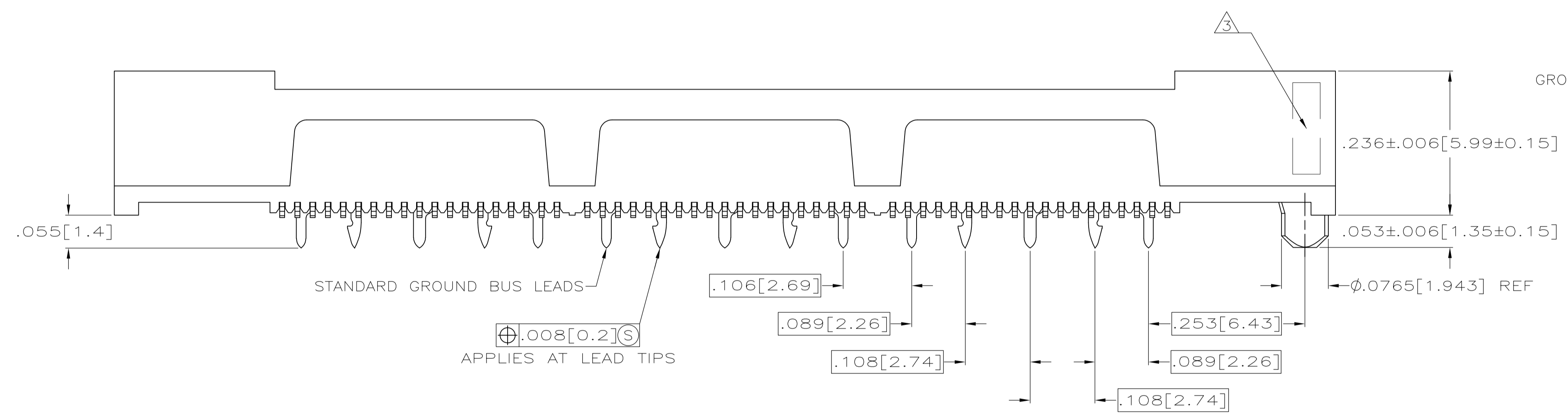


- $\triangle 1$ HOUSING: LIQUID CRYSTAL POLYMER, COLOR BLACK.
CONTACTS: HIGH RELIABILITY COPPER ALLOY.
GROUND BUSES: PHOSPHOR BRONZE ALLOY, UNS C51100.
- $\triangle 2$ CONTACTS & GROUND BUSES: NICKEL UNDERPLATE ALL OVER, MATING SURFACE PLATED TO MEET LEVEL 1 PERFORMANCE REQUIREMENTS OF TE CONNECTIVITY PRODUCT SPECIFICATION 108-1422, SOLDER TAILS PLATED MATTE TIN.
- $\triangle 3$ DATE CODE MARKED IN AREA INDICATED ON SIDE OPPOSITE POSITION #1.
- $\triangle 4$ ONE GROUND BUS WITH 5 TAILS PER EACH MODULE.
- $\triangle 5$ TOLERANCE NON-ACCUMULATIVE.
- $\triangle 6$ FOR STANDARD APPLICATIONS, ORIENTATION HOLE TO BE $\phi .094 \pm .002 [2.39 \pm 0.05]$.
FOR SLIP-FIT APPLICATIONS, ORIENTATION HOLE TO BE $\phi .079 \pm .001 [2.00 \pm 0.03]$.
- $\triangle 7$ CONNECTORS PACKAGED ON 13 INCH DIA REELS PER EIA 481.
- $\triangle 8$ NOT RELEASED FOR PRODUCTION.



SEE SHEET 2 FOR RECOMMENDED PC BOARD LAYOUT AND PACKAGING DETAIL

| | | | | | | | | | |
|---------------|-----------------------|-------------|--------------|---|---------------|---------------|---------------|-----------|-------------|
| $\triangle 8$ | YES | 4.724 [120] | 3.000 [76.2] | 6 | 3.450 [87.63] | 3.900 [99.06] | 4.000 [101.6] | 266 | 1-5767096-4 |
| $\triangle 8$ | YES | 4.094 [104] | 2.500 [63.5] | 5 | 2.950 [74.93] | 3.400 [86.36] | 3.500 [88.9] | 228 | 1-5767096-3 |
| | YES | 3.465 [88] | 2.000 [50.8] | 4 | 2.450 [62.23] | 2.900 [73.66] | 3.000 [76.2] | 190 | 1-5767096-2 |
| | YES | 3.465 [88] | 1.500 [38.1] | 3 | 1.950 [49.53] | 2.400 [60.96] | 2.500 [63.5] | 152 | 1-5767096-1 |
| | YES | 2.835 [72] | 1.000 [25.4] | 2 | 1.450 [36.83] | 1.900 [48.26] | 2.000 [50.8] | 114 | 1-5767096-0 |
| | YES | 2.205 [56] | .500 [12.7] | 1 | .950 [24.13] | 1.400 [35.56] | 1.500 [38.1] | 76 | 5767096-9 |
| | YES | 1.732 [44] | .000 [0] | 0 | .450 [11.43] | .900 [22.86] | 1.000 [25.4] | 38 | 5767096-8 |
| $\triangle 8$ | NO | 4.724 [120] | 3.000 [76.2] | 6 | 3.450 [87.63] | 3.900 [99.06] | 4.000 [101.6] | 266 | 5767096-7 |
| $\triangle 8$ | NO | 4.094 [104] | 2.500 [63.5] | 5 | 2.950 [74.93] | 3.400 [86.36] | 3.500 [88.9] | 228 | 5767096-6 |
| | NO | 3.465 [88] | 2.000 [50.8] | 4 | 2.450 [62.23] | 2.900 [73.66] | 3.000 [76.2] | 190 | 5767096-5 |
| | NO | 3.465 [88] | 1.500 [38.1] | 3 | 1.950 [49.53] | 2.400 [60.96] | 2.500 [63.5] | 152 | 5767096-4 |
| | NO | 2.835 [72] | 1.000 [25.4] | 2 | 1.450 [36.83] | 1.900 [48.26] | 2.000 [50.8] | 114 | 5767096-3 |
| | NO | 2.205 [56] | .500 [12.7] | 1 | .950 [24.13] | 1.400 [35.56] | 1.500 [38.1] | 76 | 5767096-2 |
| | NO | 1.732 [44] | .000 [0] | 0 | .450 [11.43] | .900 [22.86] | 1.000 [25.4] | 38 | 5767096-1 |
| | VACUUM COVER INCLUDED | F | E | D | C | B | A | NO OF POS | PART NUMBER |

THIS DRAWING IS A CONTROLLED DOCUMENT.

DIMENSIONS: INCHES

TOLERANCES UNLESS OTHERWISE SPECIFIED:

| | | |
|--------|---|------------|
| 0 PLC | ± | - |
| 1 PLC | ± | - |
| 2 PLC | ± | - |
| 3 PLC | ± | .005(0.13) |
| 4 PLC | ± | - |
| ANGLES | ± | - |

MATERIAL: $\triangle 1$ FINISH: $\triangle 2$

APPROVED: G. ATTADIA, 26 OCT 04
 CHK: D. DIXON, 26 OCT 04
 APVD: D. DIXON, 26 OCT 04

NAME: RECEPTACLE ASSEMBLY, VERTICAL, .025[0.64]CL, GULL WING LEADS, POCKET TAPE PACKAGED, MICTOR

PRODUCT SPEC: 108-1422

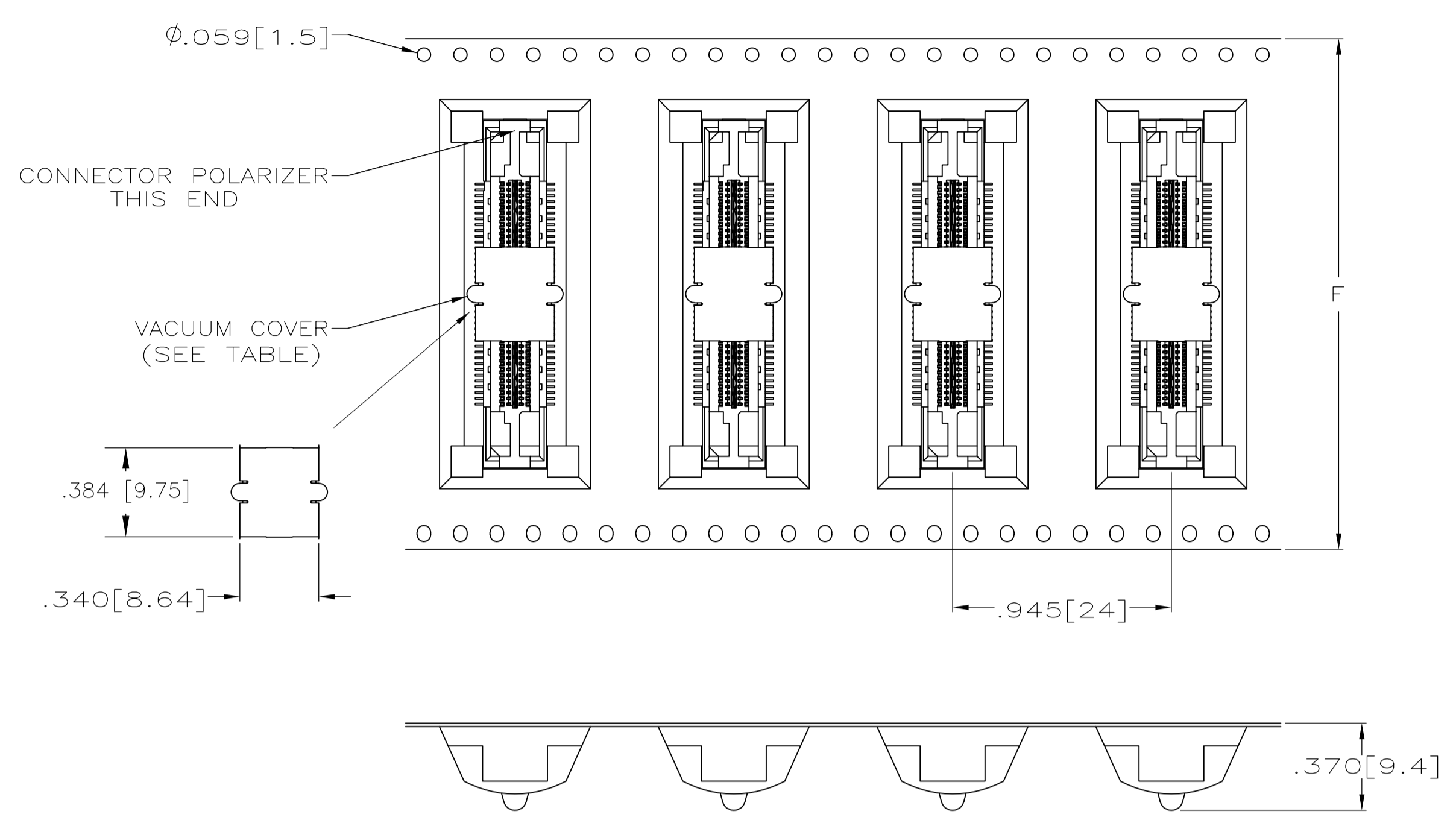
APPLICATION SPEC: 114-11004

SIZE: A1

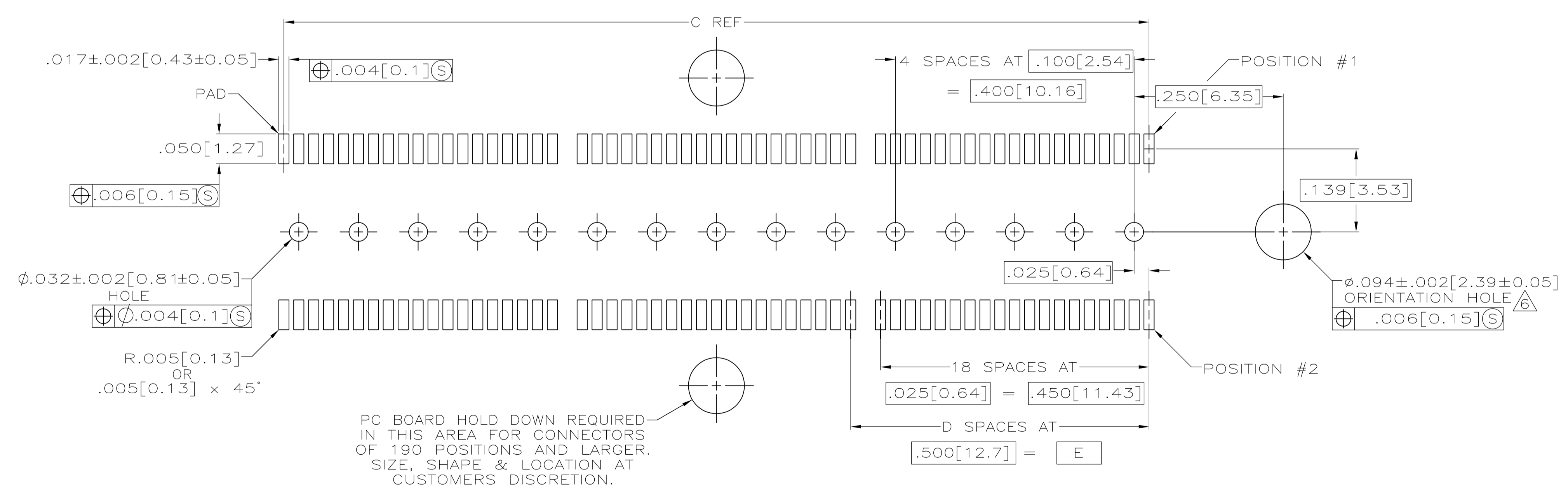
WEIGHT: -

CUSTOMER DRAWING

SCALE: 8:1 SHEET 1 OF 2 REV B2



PACKAGING DETAIL Δ
SCALE 2:1
DIMENSIONS ARE FOR REFERENCE



RECOMMENDED PC BOARD LAYOUT
(VIEWED FROM CONNECTOR SIDE)

| | | | |
|--|---|--|-------------------------------------|
| THIS DRAWING IS A CONTROLLED DOCUMENT. | | DIN G. ATTADIA 26 OCT 04 CHK D. DIXON 26 OCT 04 APP'D D. DIXON 26 OCT 04 | TE Connectivity |
| DIMENSIONS: INCHES | TOLERANCES UNLESS OTHERWISE SPECIFIED: 0. PLC ± - 1. PLC ± - 2. PLC ± - 3. PLC ± .005(0.13) 4. PLC ± - ANGLES ± - | NAME RECEPTACLE ASSEMBLY, VERTICAL, .025[0.64]CL, GULL WING LEADS, POCKET TAPE PACKAGED, MICTOR | RESTRICTED TO |
| MATERIAL | FINISH | SIZE A1 CAGE CODE 00779 DRAWING NO. 5767096 | SCALE 8:1 SHEET 2 OF 2 REV B2 |
| CUSTOMER DRAWING | | | |