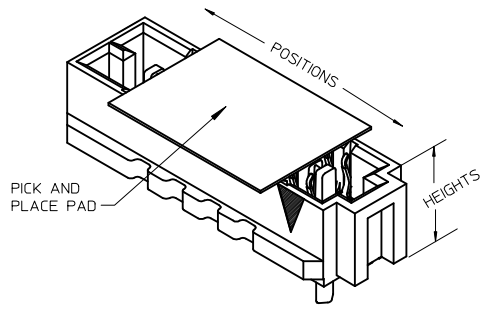


10 POSITION VERSION SHOWN IN THESE VIEWS



- NOTES:
- MATERIALS: HOUSING- LCP, GLASS FILLED, UL94V-0, BLACK CONTACTS- COPPER ALLOY SOLDER CHARGE: 63% TIN, 37% LEAD
  - FINISHES: 30 MICROINCH MINIMUM GOLD IN THE CONTACT AREA, 50 MICROINCH MINIMUM TIN IN THE TAIL AREA, OVERALL NICKEL UNDERPLATE.
  - PRODUCT SPECIFICATION: PS-45970-001
  - PACKAGING SPECIFICATION: PK-45971-002
  - MATES WITH SEARAY SLIM PLUG ASSY 46556
  - APPLICATION SPECIFICATION: AS-45970-001
  - COSMETIC SPECIFICATION: PS-45499-002 CLASS B
  - PART STATUS: CONTACT MOLEX

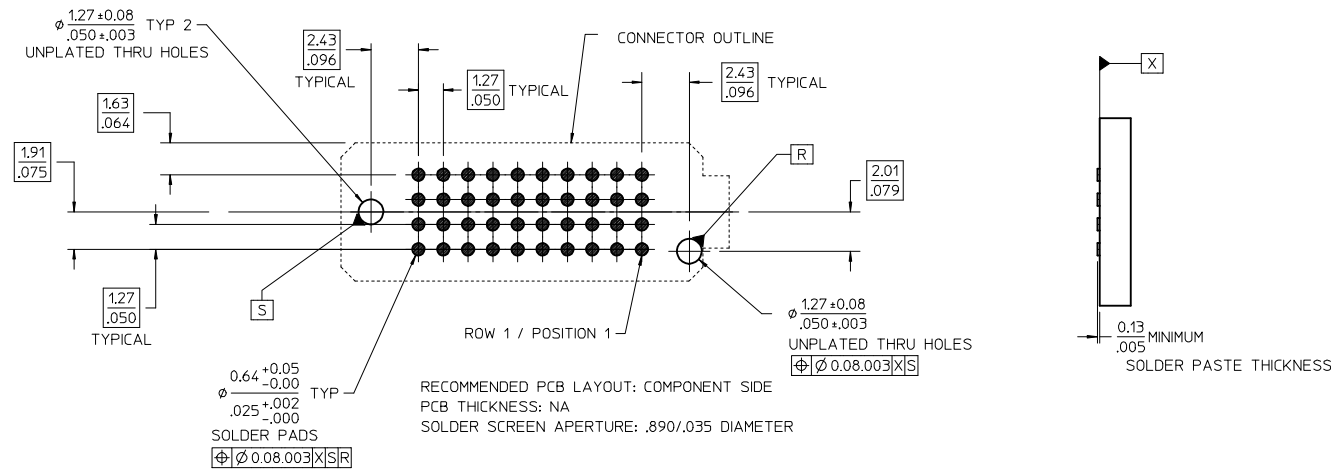
POSITIONS	DIM M		TOTAL NUMBER OF EDGE NOTCHES
10	19.86/1.782	0.15/.006	8
15	26.21/1.032	0.15/.006	14
20	32.56/1.282	0.15/.006	18
25	38.91/1.532	0.15/.006	24
30	45.26/1.782	0.15/.006	28
35	51.62/2.032	0.15/.006	34
40	57.96/2.282	0.15/.006	36
45	64.31/2.532	0.23/.009	44
50	70.66/2.782	0.23/.009	48

EDGE NOTCHES- SEE TABLE (THE NUMBER OF NOTCHES INCREASES AS THE NUMBER OF POSITIONS INCREASES)

INITIAL RELEASE EC NO: UCP2015-1206 DRWR:RWHIPPLE 2014/10/22 CHKD:DMORGAN 2014/10/22 APPR:SMILLER 2015/01/05	DESCRIPTION A	QUALITY SYMBOLS	GENERAL TOLERANCES (UNLESS SPECIFIED)	DIMENSION STYLE	SCALE	DESIGN UNITS	THIRD ANGLE PROJECTION
		$\nabla F=0$ $\nabla E=0$ $\nabla E=0$	mm INCH 4 PLACES ± --- ± --- 3 PLACES ± --- ± .010 2 PLACES ± 0.25 ± .015 1 PLACE ± 0.38 ± --- 0 PLACE ± ±	MM/IN	4:1	INCH	
			ANGULAR ± --- ° DRAFT WHERE APPLICABLE MUST REMAIN WITHIN DIMENSIONS	DRAWN BY DATE RWHIPPLE 2014/10/22 CHECKED BY DATE DMORGAN 2014/10/22 APPROVED BY DATE SMILLER 2015/01/05	TITLE	SEARAY SLIM (4 ROW) RECEPTACLE ASSEMBLY 1.27/.050 PITCH TIN/LEAD	
				MATERIAL NO.	DOCUMENT NO.		
				SEE TABLE SHT 3	RSD-46557-001	SHEET NO.	1 OF 3

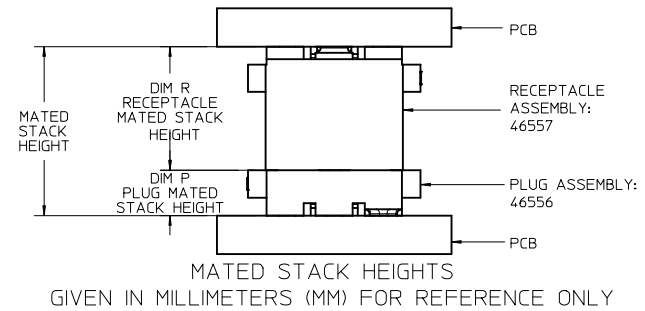
THIS DRAWING CONTAINS INFORMATION THAT IS PROPRIETARY TO MOLEX INCORPORATED AND SHOULD NOT BE USED WITHOUT WRITTEN PERMISSION

10 9 8 7 6 5 4 3 2 1



		DIM R RECEPTACLE STACK HEIGHT					
		MM	5.0	6.0	6.5	7.5	8.0
DIM P PLUG STACK HEIGHT	2.0	7.0	8.0	8.5	9.5	10.0	11.0
	3.0	8.0	9.0	9.5	10.5	11.0	11.0
	3.5	8.5	9.5	10.0	11.0	11.5	11.5
	2.5	7.5	8.5	9.0	10.0	10.5	10.5
	4.5	9.5	10.5	11.0	12.0	12.5	12.5
	5.0	10.0	11.0	11.5	12.5	13.0	13.0
	7.0	12.0	13.0	13.5	14.5	15.0	15.0

MATED STACK HEIGHTS  
 GIVEN IN MILLIMETERS (MM) FOR REFERENCE ONLY



SEE SHEET 1 EC NO: UCP2015-1206 DRAWN BY: RWHIPPLE 2014/10/22 CHKD: DMORGAN 2014/10/22 APPR: SMILLER 2015/01/05	QUALITY SYMBOLS	GENERAL TOLERANCES (UNLESS SPECIFIED)		DIMENSION STYLE		SCALE	DESIGN UNITS	THIRD ANGLE PROJECTION	
	$\nabla = 0$	mm	INCH	MM/IN		4:1	INCH		
	$\nabla = 0$	4 PLACES ± --- ± ---	3 PLACES ± --- ± .010	DRAWN BY	DATE	TITLE			
	$\nabla = 0$	2 PLACES ± 0.25 ± .015	1 PLACE ± 0.38 ± ---	0 PLACE ± ±	RWHIPPLE	2014/10/22	SEARAY SLIM (4 ROW) RECEPTACLE ASSEMBLY 1.27/.050 PITCH TIN/LEAD		
	ANGULAR ± --- °	DRAFT WHERE APPLICABLE MUST REMAIN WITHIN DIMENSIONS		DMORGAN	2014/10/22	2015/01/05			
				SMILLER	2015/01/05	MATERIAL NO.		DOCUMENT NO.	SHEET NO.
				SEE TABLE SHT 3		RSD-46557-001		2 OF 3	
				THIS DRAWING CONTAINS INFORMATION THAT IS PROPRIETARY TO MOLEX INCORPORATED AND SHOULD NOT BE USED WITHOUT WRITTEN PERMISSION					

9 8 7 6 5 4 3 2 1

10 9 8 7 6 5 4 3 2 1

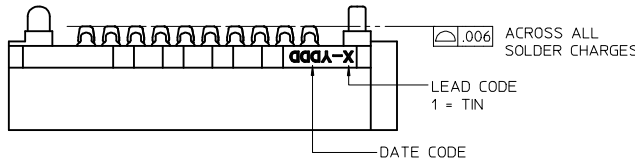
DIM R: (REF)	5.0 MM	6.0 MM	6.5 MM	7.5 MM	8.0 MM
DIM H:	5.04/.199	6.04/.238	6.55/.258	7.54/.297	8.05/.317
POSITIONS	MATERIAL NO	MATERIAL NO	MATERIAL NO	MATERIAL NO	MATERIAL NO
10	46557-1147	46557-1247	46557-1347	46557-1447	46557-1547
20	46557-2147	46557-2247	46557-2347	46557-2447	46557-2547
30	46557-3147	46557-3247	46557-3347	46557-3447	46557-3547
40	46557-4147	46557-4247	46557-4347	46557-4447	46557-4547
50	46557-5147	46557-5247	46557-5347	46557-5447	46557-5547
15	46557-6147	46557-6247	46557-6347	46557-6447	46557-6547
25	46557-7147	46557-7247	46557-7347	46557-7447	46557-7547
35	46557-8147	46557-8247	46557-8347	46557-8447	46557-8547
45	46557-9147	46557-9247	46557-9347	46557-9447	46557-9547

MATED STACK HEIGHTS  
GIVEN IN MILLIMETERS (MM) FOR REFERENCE ONLY

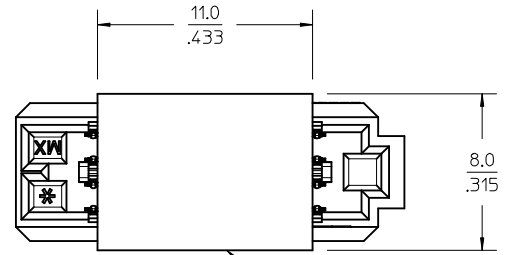
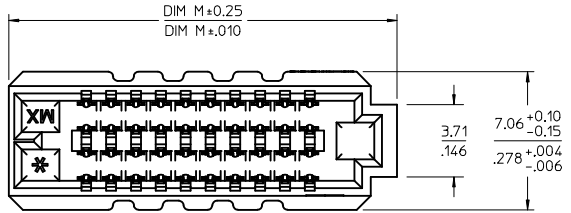
SEE SHEET 1 EC NO: UCP2015-1206 DRAWN: RWHIPPLE 2014/10/22 CHKD: DMORGAN 2014/10/22 APPR: SMILLER 2015/01/05	DESCRIPTION REV	QUALITY SYMBOLS	GENERAL TOLERANCES (UNLESS SPECIFIED)	DIMENSION STYLE	SCALE	DESIGN UNITS	THIRD ANGLE PROJECTION
		$\nabla = 0$ $\nabla = 0$ $\nabla = 0$	mm      INCH 4 PLACES ± --- ± --- 3 PLACES ± --- ± .010 2 PLACES ± 0.25 ± .015 1 PLACE ± 0.38 ± --- 0 PLACE ±      ±	MM/IN	1:1	INCH	SEARAY SLIM (4 ROW) RECEPTACLE ASSEMBLY 1.27/.050 PITCH TIN/LEAD
		ANGULAR ± ---° DRAFT WHERE APPLICABLE MUST REMAIN WITHIN DIMENSIONS	DRAWN BY DATE RWHIPPLE 2014/10/22 CHECKED BY DATE DMORGAN 2014/10/22 APPROVED BY DATE SMILLER 2015/01/05	TITLE			
		A	MATERIAL NO. SEE TABLE	DOCUMENT NO. RSD-46557-001	SHEET NO. 3 OF 3		

9 8 7 6 5 4 3 2 1

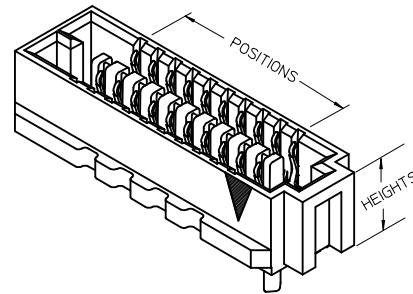
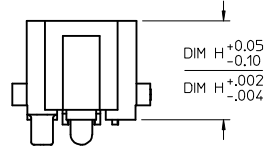
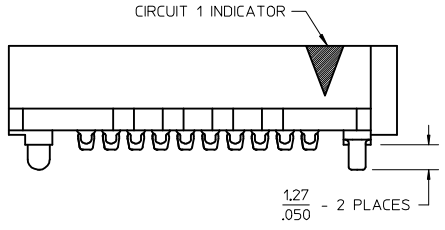
10 9 8 7 6 5 4 3 2 1



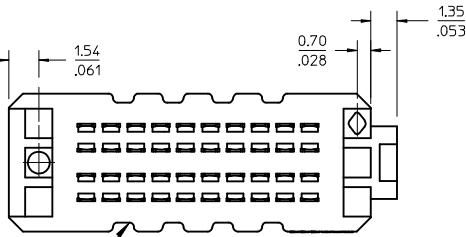
NOTE: THESE CODES MAY BE LOCATED ON EITHER SIDE OF THE HOUSING



PICK AND PLACE PAD (SHOWN IN THIS VIEW ONLY)



10 POSITION VERSION SHOWN IN THESE VIEWS



EDGE NOTCHES- SEE TABLE (THE NUMBER OF NOTCHES INCREASES AS THE NUMBER OF POSITIONS INCREASES)

NOTES:

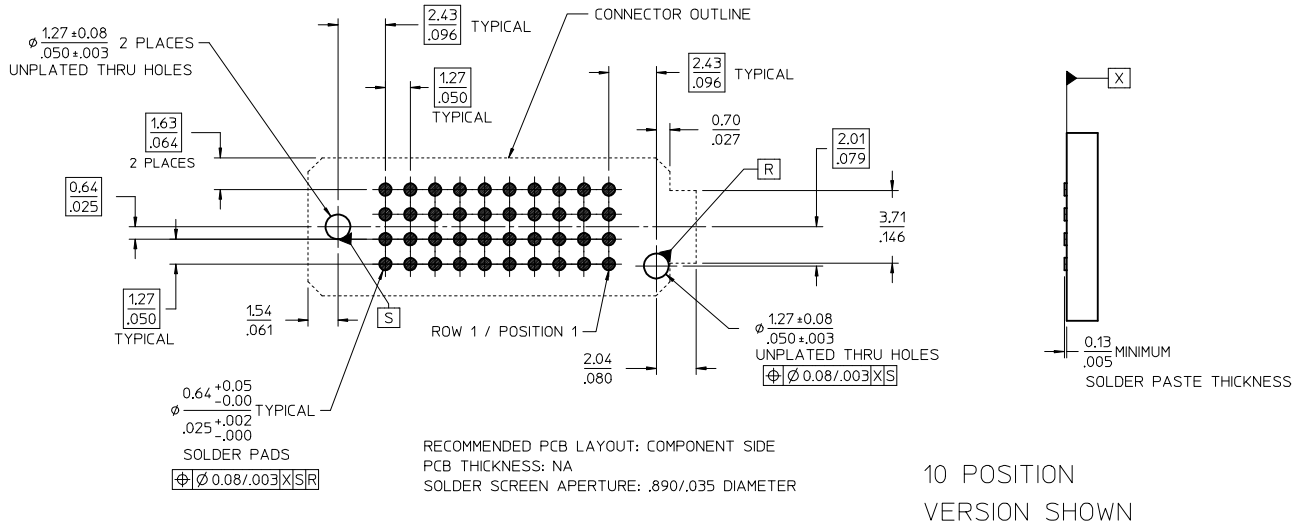
1. MATERIALS: HOUSING: GLASS FILLED LCP (LIQUID CRYSTAL POLYMER), UL94V-0, BLACK  
CONTACTS: COPPER ALLOY  
SOLDER CHARGE: 95.5% TIN, 3.8% SILVER, 0.7 % COPPER
2. FINISHES: 30 MICROINCH MINIMUM GOLD IN THE CONTACT AREA, 50 MICROINCH MINIMUM TIN IN THE TAIL AREA, OVERALL NICKEL UNDERPLATE.
3. PRODUCT SPECIFICATION: PS-45970-001
4. PACKAGING SPECIFICATION: PK-45971-002 (TAPE AND REEL)
5. MATES WITH SEARAY SLIM PLUG ASSY SERIES 46556
6. APPLICATION SPECIFICATION: AS-45970-001
7. COSMETIC SPECIFICATION: PS-45499-002 CLASS B
8. PART STATUS: CONTACT MOLEX

POSITIONS	DIM M		TOTAL NUMBER OF EDGE NOTCHES
10	19.88/1.784	0.15/0.006	8
15	26.23/1.034	0.15/0.006	14
20	32.58/1.284	0.15/0.006	18
25	38.93/1.534	0.15/0.006	24
30	45.28/1.784	0.15/0.006	28
35	51.63/2.034	0.15/0.006	34
40	57.98/2.284	0.15/0.006	38
45	64.33/2.534	0.23/0.009	44
50	70.68/2.784	0.23/0.009	48

CLARIFY OVERALL LENGTH EC NO: UCP2015-5493 DRWN: SYVANG01 2015/06/25 CHKD: TIBARRA 2015/08/04 APPR: SMILLER 2015/08/07	QUALITY SYMBOLS	GENERAL TOLERANCES (UNLESS SPECIFIED)	DIMENSION STYLE	SCALE	DESIGN UNITS	THIRD ANGLE PROJECTION	
	$\nabla F/0$	mm INCH	MM/IN	4:1	INCH		
	$\nabla E/0$	4 PLACES $\pm$ --- $\pm$ ---	DRAWN BY DATE	SEARAY SLIM (4 ROW) RECEPTACLE ASSEMBLY 1.27/.050 PITCH <b>molex</b>			
	$\nabla F/0$	3 PLACES $\pm$ --- $\pm$ .010	TGREGORI 2007/05/21				
$\nabla E/0$	2 PLACES $\pm$ 0.25 $\pm$ .015	CHECKED BY DATE					
	1 PLACE $\pm$ 0.38 $\pm$ ---	JCOMERC I 2007/05/21	APPROVED BY DATE	DOCUMENT NO.			
	0 PLACE $\pm$ $\pm$	JCOMERC I 2010/03/05	MATERIAL NO.	SD-46557-001			
			SEE TABLE SHT 3	SHEET NO. 1 OF 3			
		ANGULAR $\pm$ --- °	SIZE B	THIS DRAWING CONTAINS INFORMATION THAT IS PROPRIETARY TO MOLEX INCORPORATED AND SHOULD NOT BE USED WITHOUT WRITTEN PERMISSION			
		DRAFT WHERE APPLICABLE MUST REMAIN WITHIN DIMENSIONS					

9 8 7 6 5 4 3 2 1

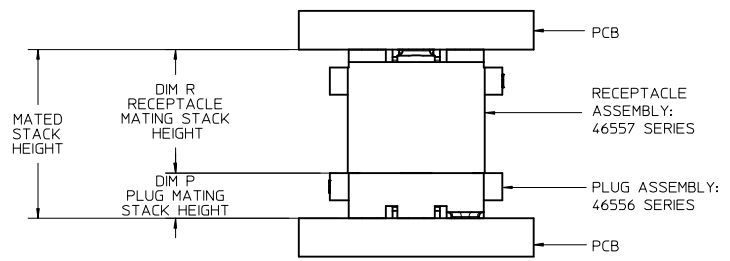
10 9 8 7 6 5 4 3 2 1



10 POSITION  
VERSION SHOWN

DIM P PLUG STACK HEIGHT	DIM R RECEPTACLE STACK HEIGHT					
	MM	5.0	6.0	6.5	7.5	8.0
2.0	7.0	8.0	8.5	9.5	10.0	11.0
3.0	8.0	9.0	9.5	10.5	11.0	11.0
3.5	8.5	9.5	10.0	11.0	11.5	11.5
2.5	7.5	8.5	9.0	10.0	10.5	10.5
4.5	9.5	10.5	11.0	12.0	12.5	12.5
5.0	10.0	11.0	11.5	12.5	13.0	13.0
7.0	12.0	13.0	13.5	14.5	15.0	15.0

MATED STACK HEIGHTS  
GIVEN IN MILLIMETERS (MM) FOR REFERENCE ONLY



STACK HEIGHTS  
GIVEN IN MILLIMETERS (MM) FOR REFERENCE ONLY

<b>SEE SHEET 1</b> EC NO: UCP2015-5493 DRW: SVANG01 2015/06/15 CHKD: TIBARRA 2015/08/04 APPR: SMILLER 2015/08/07	QUALITY SYMBOLS $\nabla = 0$ $\nabla = 0$ $\nabla = 0$	GENERAL TOLERANCES (UNLESS SPECIFIED) <table border="1"> <tr> <th></th> <th>mm</th> <th>INCH</th> </tr> <tr> <td>4 PLACES</td> <td>± ---</td> <td>± ---</td> </tr> <tr> <td>3 PLACES</td> <td>± ---</td> <td>± .010</td> </tr> <tr> <td>2 PLACES</td> <td>± 0.25</td> <td>± .015</td> </tr> <tr> <td>1 PLACE</td> <td>± 0.38</td> <td>± ---</td> </tr> <tr> <td>0 PLACE</td> <td>±</td> <td>±</td> </tr> </table>		mm	INCH	4 PLACES	± ---	± ---	3 PLACES	± ---	± .010	2 PLACES	± 0.25	± .015	1 PLACE	± 0.38	± ---	0 PLACE	±	±	DIMENSION STYLE <b>MM/IN</b> DRAWN BY: T.GREGORI DATE: 2007/05/21 CHECKED BY: J.COMERCI DATE: 2007/05/21 APPROVED BY: J.COMERCI DATE: 2010/03/05	SCALE <b>4:1</b> DESIGN UNITS <b>INCH</b> THIRD ANGLE PROJECTION	TITLE <b>SEARAY SLIM (4 ROW) RECEPTACLE ASSEMBLY 1.27/.050 PITCH</b> <b>molex</b>
		mm	INCH																				
	4 PLACES	± ---	± ---																				
	3 PLACES	± ---	± .010																				
2 PLACES	± 0.25	± .015																					
1 PLACE	± 0.38	± ---																					
0 PLACE	±	±																					
DRAFT WHERE APPLICABLE MUST REMAIN WITHIN DIMENSIONS	MATERIAL NO. <b>SEE TABLE SHT 3</b>	DOCUMENT NO. <b>SD-46557-001</b>	SHEET NO. <b>2 OF 3</b>																				
THIS DRAWING CONTAINS INFORMATION THAT IS PROPRIETARY TO MOLEX INCORPORATED AND SHOULD NOT BE USED WITHOUT WRITTEN PERMISSION																							

9 8 7 6 5 4 3 2 1

10 9 8 7 6 5 4 3 2 1

DIM R: (REF)	5.0 MM	6.0 MM	6.5 MM	7.5 MM	8.0 MM
DIM H:	5.04/.199	6.04/.238	6.55/.258	7.54/.297	8.05/.317
POSITIONS	MATERIAL NO	MATERIAL NO	MATERIAL NO	MATERIAL NO	MATERIAL NO
10	46557-1145	46557-1245	46557-1345	46557-1445	46557-1545
20	46557-2145	46557-2245	46557-2345	46557-2445	46557-2545
30	46557-3145	46557-3245	46557-3345	46557-3445	46557-3545
40	46557-4145	46557-4245	46557-4345	46557-4445	46557-4545
50	46557-5145	46557-5245	46557-5345	46557-5445	46557-5545
15	46557-6145	46557-6245	46557-6345	46557-6445	46557-6545
25	46557-7145	46557-7245	46557-7345	46557-7445	46557-7545
35	46557-8145	46557-8245	46557-8345	46557-8445	46557-8545
45	46557-9145	46557-9245	46557-9345	46557-9445	46557-9545

MATING STACK HEIGHTS (DIMENSION R)  
GIVEN IN MILLIMETERS (MM) FOR REFERENCE ONLY

SEE SHEET 1 EC NO: UCP2015-5493 DRWN: SVANG01 2015/06/25 CHKD: TIBARRA 2015/08/04 APPR: SMILLER 2015/08/07	DESCRIPTION REV	QUALITY SYMBOLS	GENERAL TOLERANCES (UNLESS SPECIFIED)	DIMENSION STYLE	SCALE	DESIGN UNITS	THIRD ANGLE PROJECTION
		$\nabla F/0$ $\nabla E/0$ $\nabla D/0$	mm      INCH 4 PLACES ± --- ± --- 3 PLACES ± --- ± .010 2 PLACES ± 0.25 ± .015 1 PLACE ± 0.38 ± --- 0 PLACE ± ±	MM/IN	1:1	INCH	SEARAY SLIM (4 ROW) RECEPTACLE ASSEMBLY 1.27/.050 PITCH <b>molex</b> DOCUMENT NO. SD-46557-001 SHEET NO. 3 OF 3
		ANGULAR ± --- ° DRAFT WHERE APPLICABLE MUST REMAIN WITHIN DIMENSIONS	DRAWN BY DATE TGREGORI 2007/05/21 CHECKED BY DATE JCOMERC I 2007/05/21 APPROVED BY DATE JCOMERC I 2010/03/05	TITLE			
		MATERIAL NO. SEE TABLE	THIS DRAWING CONTAINS INFORMATION THAT IS PROPRIETARY TO MOLEX INCORPORATED AND SHOULD NOT BE USED WITHOUT WRITTEN PERMISSION				

9 8 7 6 5 4 3 2 1