

SUMMARY

Wires

| | |
|---------|----|
| Low | 19 |
| High | 0 |
| Coax | 0 |
| Triax | 0 |
| Quad | 0 |
| Fiber | 0 |
| Fluidic | 0 |



Image is for illustrative purpose only

Download

[Request a quote](#)

[Catalog](#)

| | |
|------------------|----------------|
| Series | 2M |
| Termination type | Female crimp |
| IP rating | 68 |
| Cable Ø | 0.00 - 0.00 mm |
| Matching parts | FMN.2M.319.XLC |
| Status | |
| Alternative part | |

TECHNICAL DETAILS

Mechanics

| | |
|-------------------|---|
| Shell Style/Model | EG*: Fixed receptacle, nut fixing |
| Keying | 3 keys (beta=165, gamma=30, plug: male contacts, receptacle: female contacts) |
| Housing Material | Environment friendly aluminium (nickel plated, anthracite color) shell and nut, other pieces bronze/brass |
| Cable Fixing | ∅ 0 - 0 mm |
| Variant | |

Performance

| | |
|---------------|-------------------------|
| Configuration | 2M.319 : 19 Low Voltage |
| Insulator | |
| Rated Current | 5 Amps |

Specifications

| |
|--------------------------------|
| Contact Type: Crimp |
| Max. Matings: 5000 |
| Contact Retention: 22 N |
| Contact Dia.: 0.7 mm (0.028in) |
| Bucket Dia.: 0.8 mm (0.031in) |

Min. Conductor: 0.14 mm² (AWG 26)
 Max. Conductor: 0.34 mm² (AWG 22)
 R (max): 6.1 mOhm
 Test voltage (kV rms) Contact-contact: 1.55
 Test voltage (kV rms) Contact-shell: 0.95

Others

Humidity (max): <=95% [at 60 deg C / 140 F]
 Vibration: 15 g [10 Hz - 2000 Hz]
 Shock Resistance: 100 g [6 ms]
 Operating temperature: -55° C/ +200° C
 Climatical Category: 15/200/21 (Al. shell)
 Lighting strike EIA 364-75 10K amps - 6 times
 EMI Shielding EIA 364-66A - 1Ghz-80 dB,3GHz-70 dB,6GHz- 58dB
 IP Rating: 68

DRAWINGS

Draws



Dimensions

| | C | D | E | Ls | Ls | P | S1 | S2 | e |
|-----|------|------|------|------|------|------|------|------|---------|
| mm. | 17.2 | 6.8 | 4.5 | 18.3 | 18.3 | 5.3 | 12.5 | 17 | M14x1.0 |
| in. | 0,68 | 0,27 | 0,18 | 0,72 | 0,72 | 0,21 | 0,49 | 0,67 | |





RECOMMENDED BY LEMO

Tools

Crimp Tool: DPC.91.701.V
 Crimp settings: AWG/Selector = 22-24-26/6-5-5

Positionner: DCE.91.070.3MVM
Extractor: DCF.93.070.4LT
Replacement contact: EGN.0M.655.ZZM

Cables

| | | | |
|--------------------|---------------|-------|--|
| CMN.19.T22.079QGZE | TPR (medical) | Grey |  |
| CMN.19.T22.080PGCE | PVC | GREY |  |
| CMN.19.T22.080PGZE | | Grey |  |
| CMN.19.T22.080PNCE | PVC | Black |  |
| CMN.19.T22.080PNZE | | |  |