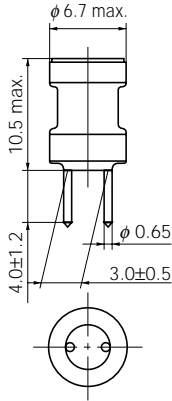
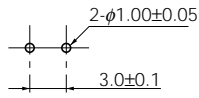
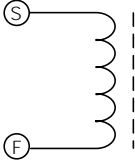
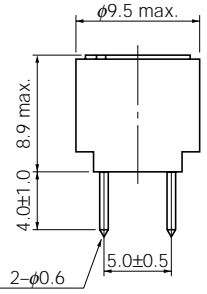


## Examples Type 06D

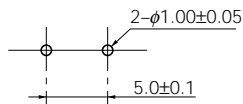
|   | Part No.  | Inductance (μH) | Tolerance (%) | Test Freq. (kHz) | R <sub>DC</sub> (Ω)<br>[at 20 °C]<br>** (Tol. ±30 %)<br>(Tol. ±20 %) | *I <sub>DC</sub> .<br>[at 20 °C]<br>(A) max. |    |       |       |
|---|---|-----------------|---------------|------------------|--|--|----|-------|-------|
| [Dimensions in mm]<br>(not to scale)<br><br> | ELC06D2R2E  | 2.2             | ±20           | 10               | **0.026  | 3.400  |    |       |       |
|   | ELC06D2R7E  | 2.7             |               |                  | **0.028  | 3.200  |    |       |       |
|   | ELC06D3R3E  | 3.3             |               |                  | **0.027  | 3.000  |    |       |       |
|   | ELC06D3R9E  | 3.9             |               |                  | **0.030  | 2.800  |    |       |       |
|   | ELC06D4R7E  | 4.7             |               |                  | **0.033  | 2.600  |    |       |       |
|   | ELC06D5R6E  | 5.6             |               |                  | **0.035  | 2.400  |    |       |       |
|   | ELC06D6R8E  | 6.8             |               |                  | 0.041  | 2.000  |    |       |       |
|   | ELC06D8R2E  | 8.2             |               |                  | 0.048  | 1.800  |    |       |       |
|   | ELC06D100E  | 10.0            |               |                  | 0.052  | 1.700  |    |       |       |
|   | ELC06D120E  | 12.0            |               |                  | 0.054  | 1.650  |    |       |       |
|   | ELC06D150E  | 15.0            |               |                  | 0.059  | 1.500  |    |       |       |
|   | ELC06D180E  | 18.0            |               |                  | 0.065  | 1.250  |    |       |       |
|   | Recommended PWB<br>piercing plan<br><br> | ELC06D220E      |               |                  | 22.0   | ±10  | 10 | 0.076 | 1.200 |
|   |   | ELC06D270E      |               |                  | 27.0   |  |    | 0.083 | 0.950 |
| ELC06D330E  |   | 33.0            | 0.100         | 0.900            |  |  |    |       |       |
| ELC06D390E  |   | 39.0            | 0.105         | 0.850            |  |  |    |       |       |
| ELC06D470E  |   | 47.0            | 0.120         | 0.800            |  |  |    |       |       |
| ELC06D560E  |   | 56.0            | 0.140         | 0.750            |  |  |    |       |       |
| ELC06D680E  |   | 68.0            | 0.150         | 0.700            |  |  |    |       |       |
| ELC06D820E  |   | 82.0            | 0.210         | 0.550            |  |  |    |       |       |
| ELC06D101E  |   | 100.0           | 0.230         | 0.500            |  |  |    |       |       |
| ELC06D121E  |   | 120.0           | 0.260         | 0.490            |  |  |    |       |       |
| ELC06D151E  |   | 150.0           | 0.370         | 0.450            |  |  |    |       |       |
| ELC06D181E  |   | 180.0           | 0.420         | 0.400            |  |  |    |       |       |
| ELC06D221E  |   | 220.0           | 0.550         | 0.360            |  |  |    |       |       |
| ELC06D271E  |   | 270.0           | 0.650         | 0.350            |  |  |    |       |       |
| ELC06D331E  |   | 330.0           | 0.740         | 0.300            |  |  |    |       |       |
| ELC06D391E  |   | 390.0           | 0.950         | 0.270            |  |  |    |       |       |
| ELC06D471E  |   | 470.0           | 1.080         | 0.240            |  |  |    |       |       |
| ELC06D561E  |   | 560.0           | 1.220         | 0.220            |  |  |    |       |       |
| Connection Schematic<br><br>               |   | ELC06D681E      | 680.0         |                  |  |  |    | 1.590 | 0.210 |
|   |   | ELC06D821E      | 820.0         |                  |  |  |    | 1.760 | 0.180 |
|   | ELC06D102E  | 1000.0          |               |                  | 2.490  | 0.160  |    |       |       |
|   | ELC06D122E  | 1200.0          |               |                  | 2.760  | 0.150  |    |       |       |
|   | ELC06D152E  | 1500.0          |               |                  | 3.240  | 0.130  |    |       |       |
|   | ELC06D182E  | 1800.0          |               |                  | 4.560  | 0.120  |    |       |       |
|   | ELC06D222E  | 2200.0          |               |                  | 5.180  | 0.110  |    |       |       |
|   | ELC06D272E  | 2700.0          |               |                  | 6.080  | 0.100  |    |       |       |
|   | ELC06D332E  | 3300.0          |               |                  | 8.800  | 0.100  |    |       |       |
|   | ELC06D392E  | 3900.0          |               |                  | 9.470  | 0.080  |    |       |       |
| ELC06D472E  | 4700.0  |                 |               | 10.900           | 0.075  |  |    |       |       |
| ELC06D562E  | 5600.0  |                 |               | 12.300           | 0.070  |  |    |       |       |

\* Allowable DC Current: Smaller current value either when the inductance is -10 % or when the case temperature has risen 45 °C.

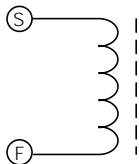
## Examples Type 09D

|  | Part No.    | Inductance (μH) | Tolerance (%) | Test Freq. (kHz) | R <sub>DC</sub> (Ω)<br>[at 20 °C]<br>** (Tol. ±30 %)<br>(Tol. ±20 %) | *I <sub>DC</sub> .<br>[at 20 °C]<br>(A) max. |
|--|-------------|-----------------|---------------|------------------|--|--|
| <p>[Dimensions in mm]<br/>(not to scale)</p>  | ELC09D2R2□F | 2.2             | ±20           | 10               | 0.012  | 3.50   |
|  | ELC09D2R7□F | 2.7             |               |                  | 0.013  | 3.30   |
|  | ELC09D3R3□F | 3.3             |               |                  | 0.015  | 3.20   |
|  | ELC09D3R9□F | 3.9             |               |                  | 0.016  | 3.10   |
|  | ELC09D4R7□F | 4.7             |               |                  | 0.018  | 3.00   |
|  | ELC09D5R6□F | 5.6             |               |                  | 0.019  | 2.90   |
|  | ELC09D6R8□F | 6.8             |               |                  | 0.021  | 2.80   |
|  | ELC09D8R2□F | 8.2             |               |                  | 0.024  | 2.60   |
|  | ELC09D100□F | 10.0            |               |                  | 0.027  | 2.50   |
|  | ELC09D120□F | 12.0            |               |                  | 0.031  | 2.30   |
|  | ELC09D150□F | 15.0            |               |                  | 0.035  | 2.10   |
|  | ELC09D180□F | 18.0            |               |                  | 0.038  | 2.00   |
|  | ELC09D220□F | 22.0            |               |                  | 0.051  | 1.80   |
|  | ELC09D270□F | 27.0            |               |                  | 0.058  | 1.60   |
|  | ELC09D330□F | 33.0            |               |                  | 0.081  | 1.40   |
|  | ELC09D390□F | 39.0            |               |                  | 0.087  | 1.30   |
|  | ELC09D470□F | 47.0            |               |                  | 0.110  | 1.20   |
|  | ELC09D560□F | 56.0            |               |                  | 0.130  | 1.10   |
|  | ELC09D680□F | 68.0            |               |                  | 0.140  | 1.00   |
|  | ELC09D820□F | 82.0            |               |                  | 0.160  | 0.90   |
|  | ELC09D101□F | 100.0           |               |                  | 0.200  | 0.82   |
|  | ELC09D121□F | 120.0           |               |                  | 0.250  | 0.77   |
|  | ELC09D151□F | 150.0           |               |                  | 0.320  | 0.74   |
|  | ELC09D181□F | 180.0           |               |                  | 0.360  | 0.61   |
|  | ELC09D221□F | 220.0           |               |                  | 0.410  | 0.58   |
| ELC09D271□F  | 270.0       | 0.500           | 0.52          |                  |  |  |
| ELC09D331□F  | 330.0       | 0.650           | 0.49          |                  |  |  |
| ELC09D391□F  | 390.0       | 0.860           | 0.46          |                  |  |  |
| ELC09D471□F  | 470.0       | 0.980           | 0.39          |                  |  |  |
| ELC09D561□F  | 560.0       | 1.100           | 0.36          |                  |  |  |
| ELC09D681□F  | 680.0       | 1.400           | 0.34          |                  |  |  |
| ELC09D821□F  | 820.0       | 1.600           | 0.30          |                  |  |  |
| ELC09D102□F  | 1000.0      | 2.100           | 0.28          |                  |  |  |
| ELC09D122□F  | 1200.0      | 2.400           | 0.23          |                  |  |  |
| ELC09D152□F  | 1500.0      | 2.800           | 0.21          |                  |  |  |
| ELC09D182□F  | 1800.0      | 3.800           | 0.19          |                  |  |  |
| ELC09D222□F  | 2200.0      | 4.400           | 0.17          |                  |  |  |
| ELC09D272□F  | 2700.0      | 6.100           | 0.16          |                  |  |  |
| ELC09D332□F  | 3300.0      | 7.000           | 0.14          |                  |  |  |
| ELC09D392□F  | 3900.0      | 8.000           | 0.13          |                  |  |  |
| ELC09D472□F  | 4700.0      | 11.200          | 0.12          |                  |  |  |
| ELC09D562□F  | 5600.0      | 12.600          | 0.11          |                  |  |  |
| ELC09D682□F  | 6800.0      | 14.400          | 0.10          |                  |  |  |
| ELC09D822□F  | 8200.0      | 16.600          | 0.09          |                  |  |  |
| ELC09D103□F  | 10000.0     | 18.800          | 0.08          |                  |  |  |

Recommended PWB  
piercing plan



Connection Schematic



\* Allowable DC Current: Smaller current value either when the inductance is -10 % or when the case temperature has risen 45 °C.

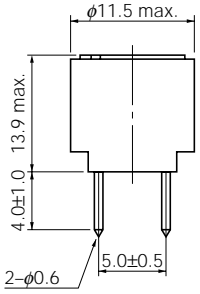
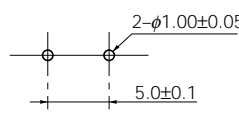
Design and specifications are each subject to change without notice. Ask factory for the current technical specifications before purchase and/or use.  
Should a safety concern arise regarding this product, please be sure to contact us immediately.

## Examples Type 10D

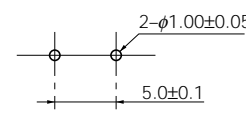
|   | Part No.   | Inductance (μH) | Tolerance (%) | Test Freq. (kHz) | R <sub>DC</sub> (Ω) [at 20 °C] (Tol. ±20 %) | *I <sub>DC</sub> [at 20 °C] (A) max. |
|---|------------|-----------------|---------------|------------------|---|--------------------------------------|
| <p>[Dimensions in mm] (not to scale)</p> <p>Recommended PWB piercing plan</p> <p>Connection Schematic</p> | ELC10D2R2E | 2.2             | ±20           | 10               | 0.014                                       | 5.90                                 |
|   | ELC10D2R7E | 2.7             |               |                  | 0.015                                       | 5.50                                 |
|   | ELC10D3R3E | 3.3             |               |                  | 0.016                                       | 5.20                                 |
|   | ELC10D3R9E | 3.9             |               |                  | 0.018                                       | 4.80                                 |
|   | ELC10D4R7E | 4.7             |               |                  | 0.019                                       | 4.60                                 |
|   | ELC10D5R6E | 5.6             |               |                  | 0.021                                       | 4.30                                 |
|   | ELC10D6R8E | 6.8             |               |                  | 0.022                                       | 4.20                                 |
|   | ELC10D8R2E | 8.2             |               |                  | 0.024                                       | 4.00                                 |
|   | ELC10D100E | 10.0            |               |                  | 0.026                                       | 3.90                                 |
|   | ELC10D120E | 12.0            |               |                  | 0.028                                       | 3.80                                 |
|   | ELC10D150E | 15.0            |               |                  | 0.033                                       | 3.50                                 |
|   | ELC10D180E | 18.0            |               |                  | 0.036                                       | 3.40                                 |
|   | ELC10D220E | 22.0            |               |                  | 0.040                                       | 3.20                                 |
|   | ELC10D270E | 27.0            |               |                  | 0.044                                       | 3.00                                 |
|   | ELC10D330E | 33.0            |               |                  | 0.051                                       | 2.80                                 |
|   | ELC10D390E | 39.0            | 0.054         |                  | 2.70  |                                      |
|   | ELC10D470E | 47.0            | 0.060         |                  | 2.50  |                                      |
|   | ELC10D560E | 56.0            | 0.067         |                  | 2.30  |                                      |
|   | ELC10D680E | 68.0            | 0.075         |                  | 2.10  |                                      |
|   | ELC10D820E | 82.0            | 0.095         |                  | 1.80  |                                      |
|   | ELC10D101E | 100.0           | 0.110         |                  | 1.70  |                                      |
|   | ELC10D121E | 120.0           | 0.120         |                  | 1.60  |                                      |
|   | ELC10D151E | 150.0           | 0.160         |                  | 1.40  |                                      |
|   | ELC10D181E | 180.0           | 0.180         |                  | 1.30  |                                      |
|   | ELC10D221E | 220.0           | 0.210         |                  | 1.10  |                                      |
|   | ELC10D271E | 270.0           | 0.280         |                  | 1.00  |                                      |
|   | ELC10D331E | 330.0           | 0.320         |                  | 0.90  |                                      |
|   | ELC10D391E | 390.0           | 0.400         |                  | 0.80  |                                      |
|   | ELC10D471E | 470.0           | 0.450         |                  | 0.70  |                                      |
|   | ELC10D561E | 560.0           | 0.560         |                  | 0.68  |                                      |
|   | ELC10D681E | 680.0           | 0.660         |                  | 0.64  |                                      |
|   | ELC10D821E | 820.0           | 0.800         |                  | 0.55  |                                      |
|   | ELC10D102E | 1000.0          | 1.000         |                  | 0.50  |                                      |
| ELC10D122E  | 1200.0     | 1.200           | 0.45          |                  |   |                                      |
| ELC10D152E  | 1500.0     | 1.500           | 0.42          |                  |   |                                      |
| ELC10D182E  | 1800.0     | 1.800           | 0.40          |                  |   |                                      |
| ELC10D222E  | 2200.0     | 2.100           | 0.36          |                  |   |                                      |
| ELC10D272E  | 2700.0     | 2.700           | 0.32          |                  |   |                                      |
| ELC10D332E  | 3300.0     | 3.200           | 0.28          |                  |   |                                      |
| ELC10D392E  | 3900.0     | 3.500           | 0.26          |                  |   |                                      |
|   |            |                 | ±10           |                  |   |                                      |

\* Allowable DC Current: Smaller current value either when the inductance is -10 % or when the case temperature has risen 45 °C.

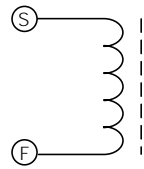
## Examples Type 11D

|  | Part No.   | Inductance (μH) | Tolerance (%) | Test Freq. (kHz) | R <sub>DC</sub> (Ω) [at 20 °C] (Tol.±20 %) | *I <sub>DC</sub> [at 20 °C] (A)max. |
|--|------------|-----------------|---------------|------------------|--|-------------------------------------|
| [Dimensions in mm] (not to scale)<br><br> | ELC11D2R2F | 2.2             | ±20           | 10               | 0.013                                      | 5.30                                |
|  | ELC11D2R7F | 2.7             |               |                  | 0.014                                      | 5.10                                |
|  | ELC11D3R3F | 3.3             |               |                  | 0.015                                      | 4.90                                |
|  | ELC11D3R9F | 3.9             |               |                  | 0.016                                      | 4.80                                |
|  | ELC11D4R7F | 4.7             |               |                  | 0.018                                      | 4.70                                |
|  | ELC11D5R6F | 5.6             |               |                  | 0.020                                      | 4.60                                |
|  | ELC11D6R8F | 6.8             |               |                  | 0.022                                      | 4.40                                |
|  | ELC11D8R2F | 8.2             |               |                  | 0.024                                      | 3.90                                |
|  | ELC11D100F | 10.0            |               |                  | 0.029                                      | 3.50                                |
|  | ELC11D120F | 12.0            |               |                  | 0.030                                      | 3.40                                |
|  | ELC11D150F | 15.0            |               |                  | 0.033                                      | 3.30                                |
|  | ELC11D180F | 18.0            |               |                  | 0.037                                      | 3.10                                |
|  | ELC11D220F | 22.0            |               |                  | 0.040                                      | 2.80                                |
|  | ELC11D270F | 27.0            |               |                  | 0.048                                      | 2.70                                |
|  | ELC11D330F | 33.0            |               |                  | 0.051                                      | 2.60                                |
|  | ELC11D390F | 39.0            |               |                  | 0.057                                      | 2.50                                |
|  | ELC11D470F | 47.0            |               |                  | 0.063                                      | 2.30                                |
|  | ELC11D560F | 56.0            |               |                  | 0.071                                      | 2.10                                |
|  | ELC11D680F | 68.0            |               |                  | 0.082                                      | 2.00                                |
|  | ELC11D820F | 82.0            |               |                  | 0.090                                      | 1.90                                |
| Recommended PWB piercing plan<br><br>   | ELC11D101F | 100.0           | ±10           | 10               | 0.120                                      | 1.80                                |
|  | ELC11D121F | 120.0           |               |                  | 0.160                                      | 1.60                                |
|  | ELC11D151F | 150.0           |               |                  | 0.180                                      | 1.40                                |
|  | ELC11D181F | 180.0           |               |                  | 0.200                                      | 1.30                                |
|  | ELC11D221F | 220.0           |               |                  | 0.230                                      | 1.20                                |
|  | ELC11D271F | 270.0           |               |                  | 0.320                                      | 1.10                                |
|  | ELC11D331F | 330.0           |               |                  | 0.350                                      | 1.00                                |
|  | ELC11D391F | 390.0           |               |                  | 0.400                                      | 0.95                                |
|  | ELC11D471F | 470.0           |               |                  | 0.490                                      | 0.82                                |
|  | ELC11D561F | 560.0           |               |                  | 0.620                                      | 0.73                                |
|  | ELC11D681F | 680.0           |               |                  | 0.780                                      | 0.64                                |
|  | ELC11D821F | 820.0           |               |                  | 0.870                                      | 0.62                                |
|  | ELC11D102F | 1000.0          |               |                  | 1.100                                      | 0.57                                |
|  | ELC11D122F | 1200.0          |               |                  | 1.200                                      | 0.52                                |
|  | ELC11D152F | 1500.0          |               |                  | 1.700                                      | 0.43                                |
|  | ELC11D182F | 1800.0          |               |                  | 2.000                                      | 0.40                                |
|  | ELC11D222F | 2200.0          |               |                  | 2.300                                      | 0.38                                |
|  | ELC11D272F | 2700.0          |               |                  | 2.800                                      | 0.34                                |
|  | ELC11D332F | 3300.0          |               |                  | 3.600                                      | 0.31                                |
|  | ELC11D392F | 3900.0          |               |                  | 4.500                                      | 0.29                                |
| ELC11D472F   | 4700.0     | 5.200           | 0.26          |                  |  |                                     |
| ELC11D562F   | 5600.0     | 6.900           | 0.23          |                  |  |                                     |
| ELC11D682F   | 6800.0     | 7.800           | 0.21          |                  |  |                                     |
| ELC11D822F   | 8200.0     | 10.600          | 0.18          |                  |  |                                     |
| ELC11D103F   | 10000.0    | 11.800          | 0.16          |                  |  |                                     |

Recommended PWB piercing plan



Connection Schematic



\* Allowable DC Current: Smaller current value either when the inductance is -10 % or when the case temperature has risen 45 °C.

## Examples Type 11P

|   | Part No.  | Inductance (μH) | Tolerance (%) | Test Freq. (kHz) | R <sub>DC</sub> (Ω) [at 20 °C] (Tol. ±20 %) | *I <sub>DC</sub> [at 20 °C] (A) max. | φA Terminal Pin (mm) |
|---|-----------|-----------------|---------------|------------------|---|--------------------------------------|----------------------|
| <p>[Dimensions in mm] (not to scale)</p> <p>Recommended PWB piercing plan</p> | ELC11PR35 | 0.35            | ±20           | 10               | 0.0014                                      | 14.0                                 | φ1.05                |
|   | ELC11P0R6 | 0.60            |               |                  | 0.0018                                      | 13.0                                 |                      |
|   | ELC11P1R0 | 1.00            |               |                  | 0.0023                                      | 12.0                                 |                      |
|   | ELC11P1R4 | 1.40            |               |                  | 0.0028                                      | 11.0                                 |                      |
|   | ELC11P1R8 | 1.80            |               |                  | 0.0033                                      | 10.0                                 |                      |
|   | ELC11P2R4 | 2.40            |               |                  | 0.0038                                      | 9.60                                 |                      |
|   | ELC11P3R0 | 3.00            |               |                  | 0.0044                                      | 9.20                                 |                      |
|   | ELC11P3R9 | 3.90            |               |                  | 0.0049                                      | 8.60                                 |                      |
|   | ELC11P4R7 | 4.70            |               |                  | 0.0055                                      | 8.20                                 |                      |
|   | ELC11P5R6 | 5.60            |               |                  | 0.0061                                      | 7.80                                 |                      |
|   | ELC11P6R8 | 6.80            |               |                  | 0.0087                                      | 7.40                                 |                      |
|   | ELC11P7R8 | 7.80            |               |                  | 0.0094                                      | 7.00                                 |                      |
|   | ELC11P9R1 | 9.10            |               |                  | 0.0124                                      | 6.60                                 |                      |
|   | ELC11P100 | 10.0            |               |                  | 0.0132                                      | 6.30                                 |                      |
|   | ELC11P120 | 12.0            |               |                  | 0.0140                                      | 6.00                                 | φ0.80                |

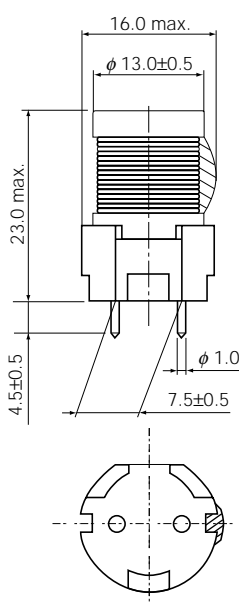
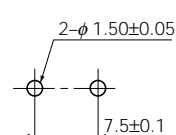
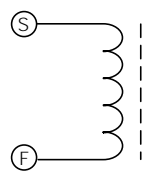
\* Allowable DC Current: Smaller current value either when the inductance is -10 % or when the case temperature has risen 45 °C. The measure of \*1, \*2, \*3 differ depending on the terminal size φA. (The recommended drawing shows the φ1.05.)

## Examples Type 12D

|   | Part No.   | Inductance (μH) | Tolerance (%) | Test Freq. (kHz) | R <sub>DC</sub> (Ω) [at 20 °C] (Tol. ±20 %) | *I <sub>DC</sub> [at 20 °C] (A) max. |
|---|------------|-----------------|---------------|------------------|---|--------------------------------------|
| <p>[Dimensions in mm] (not to scale)</p> <p>Recommended PWB piercing plan</p> <p>Connection Schematic</p> | ELC12D101E | 100             | ±10           | 10               | 0.150                                       | 1.90                                 |
|   | ELC12D121E | 120             |               |                  | 0.170                                       | 1.78                                 |
|   | ELC12D151E | 150             |               |                  | 0.190                                       | 1.67                                 |
|   | ELC12D181E | 180             |               |                  | 0.210                                       | 1.58                                 |
|   | ELC12D221E | 220             |               |                  | 0.230                                       | 1.55                                 |
|   | ELC12D271E | 270             |               |                  | 0.270                                       | 1.44                                 |
|   | ELC12D331E | 330             |               |                  | 0.300                                       | 1.34                                 |
|   | ELC12D391E | 390             |               |                  | 0.330                                       | 1.32                                 |
|   | ELC12D471E | 470             |               |                  | 0.380                                       | 1.25                                 |
|   | ELC12D561E | 560             |               |                  | 0.420                                       | 1.15                                 |
|   | ELC12D681E | 680             |               |                  | 0.460                                       | 0.98                                 |
|   | ELC12D821E | 820             |               |                  | 0.650                                       | 0.94                                 |
|   | ELC12D102E | 1000            |               |                  | 0.720                                       | 0.87                                 |
|   | ELC12D122E | 1200            |               |                  | 0.830                                       | 0.86                                 |
|   | ELC12D152E | 1500            |               |                  | 1.270                                       | 0.64                                 |
|   | ELC12D182E | 1800            |               |                  | 1.330                                       | 0.63                                 |
|   | ELC12D222E | 2200            |               |                  | 1.500                                       | 0.60                                 |
|   | ELC12D272E | 2700            |               |                  | 1.890                                       | 0.54                                 |
|   | ELC12D332E | 3300            |               |                  | 2.370                                       | 0.48                                 |
|   | ELC12D392E | 3900            |               |                  | 2.830                                       | 0.45                                 |
| ELC12D472E  | 4700       | 3.190           | 0.41          |                  |   |                                      |
| ELC12D562E  | 5600       | 4.080           | 0.34          |                  |   |                                      |
| ELC12D682E  | 6800       | 5.740           | 0.29          |                  |   |                                      |
| ELC12D822E  | 8200       | 6.340           | 0.28          |                  |   |                                      |
| ELC12D103E  | 10000      | 7.200           | 0.27          |                  |   |                                      |

\* Allowable DC Current: Smaller current value either when the inductance is -10 % or when the case temperature has risen 45 °C.

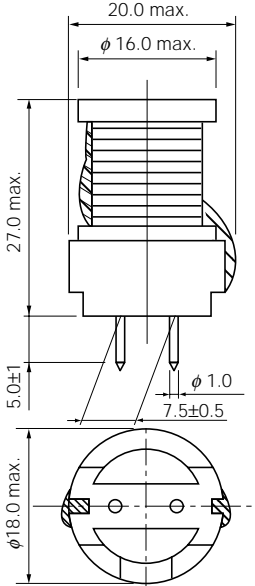
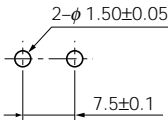
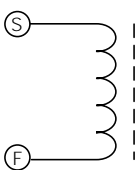
## Examples Type 16B

|  | Part No.   | Inductance (μH) | Tolerance (%) | Test Freq. (kHz) | R <sub>DC</sub> (Ω)<br>[at 20 °C]<br>** (Tol. ±30 %)<br>(Tol. ±20 %) | *I <sub>DC</sub> .<br>[at 20 °C]<br>(A) max. |
|--|------------|-----------------|---------------|------------------|--|--|
| <p>[Dimensions in mm]<br/>(not to scale)</p>  <p>Recommended PWB<br/>piercing plan</p>  <p>Connection Schematic</p>  | ELC16B3R3L | 3.3             | ±25           | 10               | **0.012  | 8.50   |
|  | ELC16B3R9L | 3.9             |               |                  | **0.013  | 8.00   |
|  | ELC16B4R7L | 4.7             |               |                  | **0.015  | 7.80   |
|  | ELC16B5R6L | 5.6             | ±20           |                  | **0.016  | 7.40   |
|  | ELC16B6R8L | 6.8             |               |                  | 0.018  | 6.70   |
|  | ELC16B8R2L | 8.2             |               |                  | 0.019  | 6.10   |
|  | ELC16B100L | 10.0            |               |                  | 0.022  | 5.60   |
|  | ELC16B120L | 12.0            |               |                  | 0.023  | 5.50   |
|  | ELC16B150L | 15.0            |               |                  | 0.026  | 5.40   |
|  | ELC16B180L | 18.0            |               |                  | 0.028  | 5.10   |
|  | ELC16B220L | 22.0            |               |                  | 0.031  | 4.60   |
|  | ELC16B270L | 27.0            |               |                  | 0.034  | 4.30   |
|  | ELC16B330L | 33.0            |               |                  | 0.039  | 4.00   |
|  | ELC16B390L | 39.0            | ±10           |                  | 0.042  | 3.90   |
|  | ELC16B470L | 47.0            |               |                  | 0.045  | 3.80   |
|  | ELC16B560L | 56.0            |               |                  | 0.051  | 3.40   |
|  | ELC16B680L | 68.0            |               |                  | 0.057  | 3.20   |
|  | ELC16B820L | 82.0            |               |                  | 0.064  | 3.00   |
|  | ELC16B101L | 100.0           |               |                  | 0.072  | 2.60   |
|  | ELC16B121L | 120.0           |               |                  | 0.080  | 2.50   |
|  | ELC16B151L | 150.0           |               |                  | 0.103  | 2.20   |
|  | ELC16B181L | 180.0           |               |                  | 0.115  | 2.10   |
|  | ELC16B221L | 220.0           |               |                  | 0.130  | 1.90   |
|  | ELC16B271L | 270.0           | 0.170         |                  | 1.60   |  |
|  | ELC16B331L | 330.0           | ±10           |                  | 0.200  | 1.50   |
|  | ELC16B391L | 390.0           |               |                  | 0.250  | 1.30   |
|  | ELC16B471L | 470.0           |               |                  | 0.280  | 1.20   |
|  | ELC16B561L | 560.0           |               |                  | 0.380  | 1.10   |
|  | ELC16B681L | 680.0           |               |                  | 0.430  | 1.00   |
|  | ELC16B821L | 820.0           |               |                  | 0.580  | 0.88   |
|  | ELC16B102L | 1000.0          |               |                  | 0.660  | 0.85   |
|  | ELC16B122L | 1200.0          |               |                  | 0.740  | 0.82   |
|  | ELC16B152L | 1500.0          |               |                  | 0.870  | 0.74   |
| ELC16B182L   | 1800.0     | 1.220           |               | 0.60             |  |  |
| ELC16B222L   | 2200.0     | 1.380           | 0.57          |                  |  |  |
| ELC16B272L   | 2700.0     | 1.570           | 0.54          |                  |  |  |
| ELC16B332L   | 3300.0     | 2.000           | 0.47          |                  |  |  |
| ELC16B392L   | 3900.0     | 2.400           | 0.42          |                  |  |  |
| ELC16B472L   | 4700.0     | 3.300           | 0.36          |                  |  |  |
| ELC16B562L   | 5600.0     | 3.700           | 0.34          |                  |  |  |
| ELC16B682L   | 6800.0     | 4.200           | 0.32          |                  |  |  |
| ELC16B822L   | 8200.0     | 5.600           | 0.28          |                  |  |  |
| ELC16B103L   | 10000.0    | 6.400           | 0.26          |                  |  |  |

\* Allowable DC Current: Smaller current value either when the inductance is -10 % or when the case temperature has risen 45 °C.

Design and specifications are each subject to change without notice. Ask factory for the current technical specifications before purchase and/or use. Should a safety concern arise regarding this product, please be sure to contact us immediately.

## Examples Type 18B

|  | Part No.   | Inductance (μH) | Tolerance (%) | Test Freq. (kHz) | R <sub>DC</sub> (Ω) [at 20 °C] (Tol.±20 %) | *I <sub>DC</sub> [at 20 °C] (A)max. |
|--|------------|-----------------|---------------|------------------|--|-------------------------------------|
| <p>[Dimensions in mm] (not to scale)</p>  <p>Recommended PWB piercing plan</p>  <p>Connection Schematic</p>  | ELC18B3R3L | 3.3             | ±20           | 10               | 0.010                                      | 8.50                                |
|  | ELC18B3R9L | 3.9             |               |                  | 0.011                                      | 8.00                                |
|  | ELC18B4R7L | 4.7             |               |                  | 0.012                                      | 7.80                                |
|  | ELC18B5R6L | 5.6             |               |                  | 0.013                                      | 7.40                                |
|  | ELC18B6R8L | 6.8             |               |                  | 0.015                                      | 6.80                                |
|  | ELC18B8R2L | 8.2             |               |                  | 0.016                                      | 6.60                                |
|  | ELC18B100L | 10.0            |               |                  | 0.017                                      | 6.50                                |
|  | ELC18B120L | 12.0            |               |                  | 0.018                                      | 6.00                                |
|  | ELC18B150L | 15.0            |               |                  | 0.021                                      | 5.90                                |
|  | ELC18B180L | 18.0            |               |                  | 0.022                                      | 5.60                                |
|  | ELC18B220L | 22.0            |               |                  | 0.025                                      | 5.40                                |
|  | ELC18B270L | 27.0            |               |                  | 0.028                                      | 4.80                                |
|  | ELC18B330L | 33.0            |               |                  | 0.030                                      | 4.60                                |
|  | ELC18B390L | 39.0            |               |                  | 0.033                                      | 4.40                                |
|  | ELC18B470L | 47.0            |               |                  | 0.037                                      | 4.30                                |
|  | ELC18B560L | 56.0            |               |                  | 0.040                                      | 4.20                                |
|  | ELC18B680L | 68.0            |               |                  | 0.046                                      | 4.00                                |
|  | ELC18B820L | 82.0            | 0.051         |                  | 3.70                                       |                                     |
|  | ELC18B101L | 100.0           | 0.057         |                  | 3.20                                       |                                     |
|  | ELC18B121L | 120.0           | 0.065         |                  | 3.00                                       |                                     |
|  | ELC18B151L | 150.0           | 0.072         |                  | 2.70                                       |                                     |
|  | ELC18B181L | 180.0           | 0.082         |                  | 2.60                                       |                                     |
|  | ELC18B221L | 220.0           | 0.090         |                  | 2.40                                       |                                     |
|  | ELC18B271L | 270.0           | 0.110         |                  | 2.20                                       |                                     |
|  | ELC18B331L | 330.0           | 0.130         |                  | 1.90                                       |                                     |
|  | ELC18B391L | 390.0           | 0.150         |                  | 1.80                                       |                                     |
|  | ELC18B471L | 470.0           | 0.210         |                  | 1.60                                       |                                     |
|  | ELC18B561L | 560.0           | 0.230         |                  | 1.50                                       |                                     |
|  | ELC18B681L | 680.0           | 0.260         |                  | 1.40                                       |                                     |
|  | ELC18B821L | 820.0           | 0.340         |                  | 1.30                                       |                                     |
|  | ELC18B102L | 1000.0          | 0.390         |                  | 1.10                                       |                                     |
|  | ELC18B122L | 1200.0          | 0.440         |                  | 1.00                                       |                                     |
|  | ELC18B152L | 1500.0          | 0.580         |                  | 0.85                                       |                                     |
|  | ELC18B182L | 1800.0          | 0.650         |                  | 0.84                                       |                                     |
| ELC18B222L   | 2200.0     | 0.880           | 0.75          |                  |  |                                     |
| ELC18B272L   | 2700.0     | 1.200           | 0.68          |                  |  |                                     |
| ELC18B332L   | 3300.0     | 1.400           | 0.60          |                  |  |                                     |
| ELC18B392L   | 3900.0     | 1.500           | 0.57          |                  |  |                                     |
| ELC18B472L   | 4700.0     | 1.700           | 0.55          |                  |  |                                     |
| ELC18B562L   | 5600.0     | 2.200           | 0.46          |                  |  |                                     |
| ELC18B682L   | 6800.0     | 2.800           | 0.45          |                  |  |                                     |
| ELC18B822L   | 8200.0     | 3.100           | 0.41          |                  |  |                                     |
| ELC18B103L   | 10000.0    | 3.900           | 0.36          |                  |  |                                     |

\* Allowable DC Current: Smaller current value either when the inductance is -10 % or when the case temperature has risen 45 °C.