

DC filter for photovoltaic converters



See below:

Approvals and Compliances

Description

- Compact DC filter for photovoltaic systems

Applications

- Voltage up to 1200 VDC for world wide acceptance
- UL approved 1000VDC, 250 - 2300A and 600VDC, 25 - 150A
- Helps to meet international EMC standards Protects the PV-modules from the inverter emissions

Weblinks

[pdf datasheet](#), [html-datasheet](#), [General Product Information](#), [Distributor-Stock-Check](#), [Detailed request for product](#), [Microsite](#)

Technical Data

Rated Current	25 - 2300 (1200)A @ Ta 55 (75)°C
Rated voltage	1200VDC MAX.
Approval for	25 - 2300A @ Ta 55 °C / 1200VDC
Overload Current	1.5 x Ir
Number of Filter Stages	1-stage
Weight	1 - 32 kg
Material: Housing	Metal
Sealing Compound	UL 94V-0

Mounting	Screw-on mounting on chassis, from top
Terminal	Screw clamps for types up to 150 A and copper bars for types upwards of 250 A.
Operating Temperature	-40°C to 100°C
Climatic Category	40/100/21 acc. to IEC 60068-1
Degree of Protection	IP 20 (25A-150A types), IP 00 (250A-2300A types) acc. to IEC 60529
Protection Class	Suitable for appliances with protection class I acc. to IEC 61140

Approvals and Compliances

Detailed information on product approvals, code requirements, usage instructions and detailed test conditions can be looked up in [Details about Approvals](#)

Approvals

The approval mark is used by the testing authorities to certify compliance with the safety requirements placed on electronic products.

Approval Reference Type: FMER SOL

Approval Logo	Certificates	Certification Body	Description
	UL Approvals	UL	UL File Number: E72928

Product standards

Product standards that are referenced

Organization	Design	Standard	Description
	Designed according to	IEC 60939	Passive filters for suppressing electromagnetic interference
	Designed according to	UL 1283	Electromagnetic interference filters





Application standards

Application standards where the product can be used

Organization	Design	Standard	Description
	Designed for applications acc.	IEC/UL 60950	IEC 60950-1 includes the basic requirements for the safety of information technology equipment.

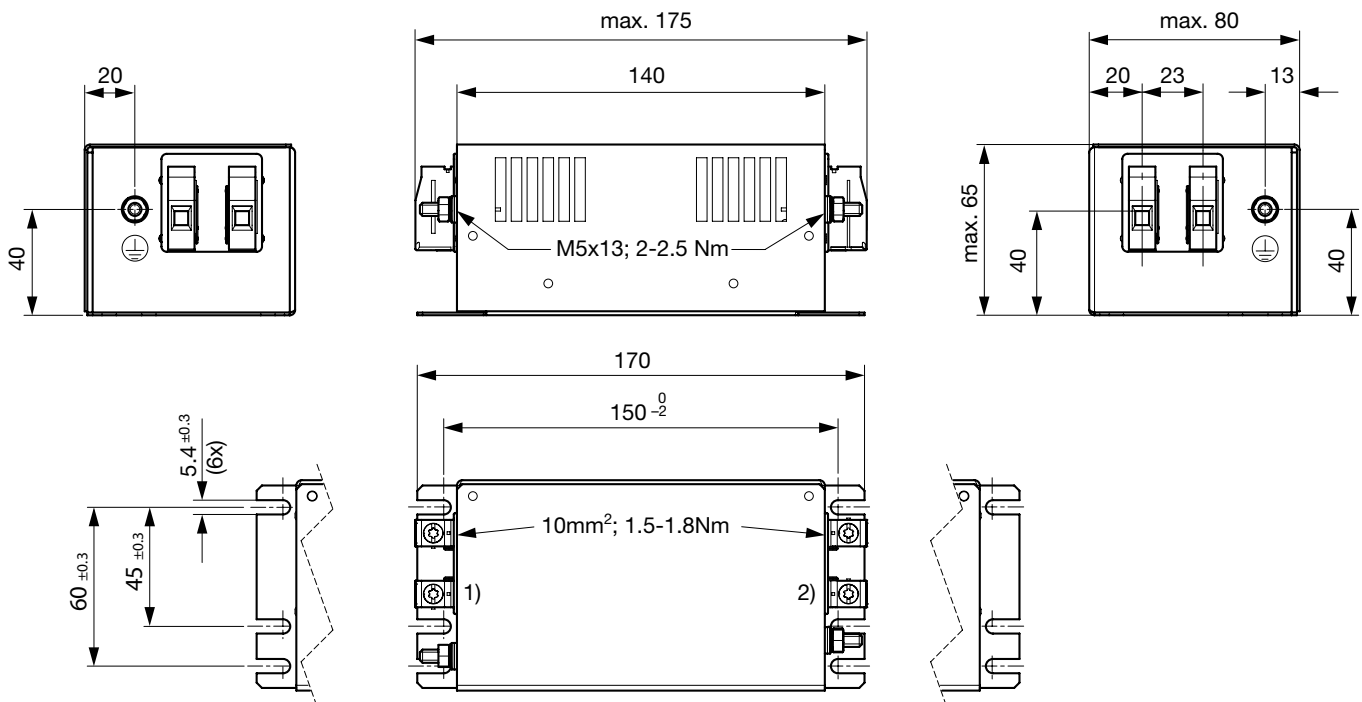
Compliances

The product complies with following Guide Lines

Identification	Details	Initiator	Description
	CE declaration of conformity	SCHURTER AG	The CE marking declares that the product complies with the applicable requirements laid down in the harmonisation of Community legislation on its affixing in accordance with EU Regulation 765/2008.
	RoHS	SCHURTER AG	EU Directive RoHS 2011/65/EU
	China RoHS	SCHURTER AG	The law SJ / T 11363-2006 (China RoHS) has been in force since 1 March 2007. It is similar to the EU directive RoHS.
	REACH	SCHURTER AG	On 1 June 2007, Regulation (EC) No 1907/2006 on the Registration, Evaluation, Authorization and Restriction of Chemicals 1 (abbreviated as "REACH") entered into force.

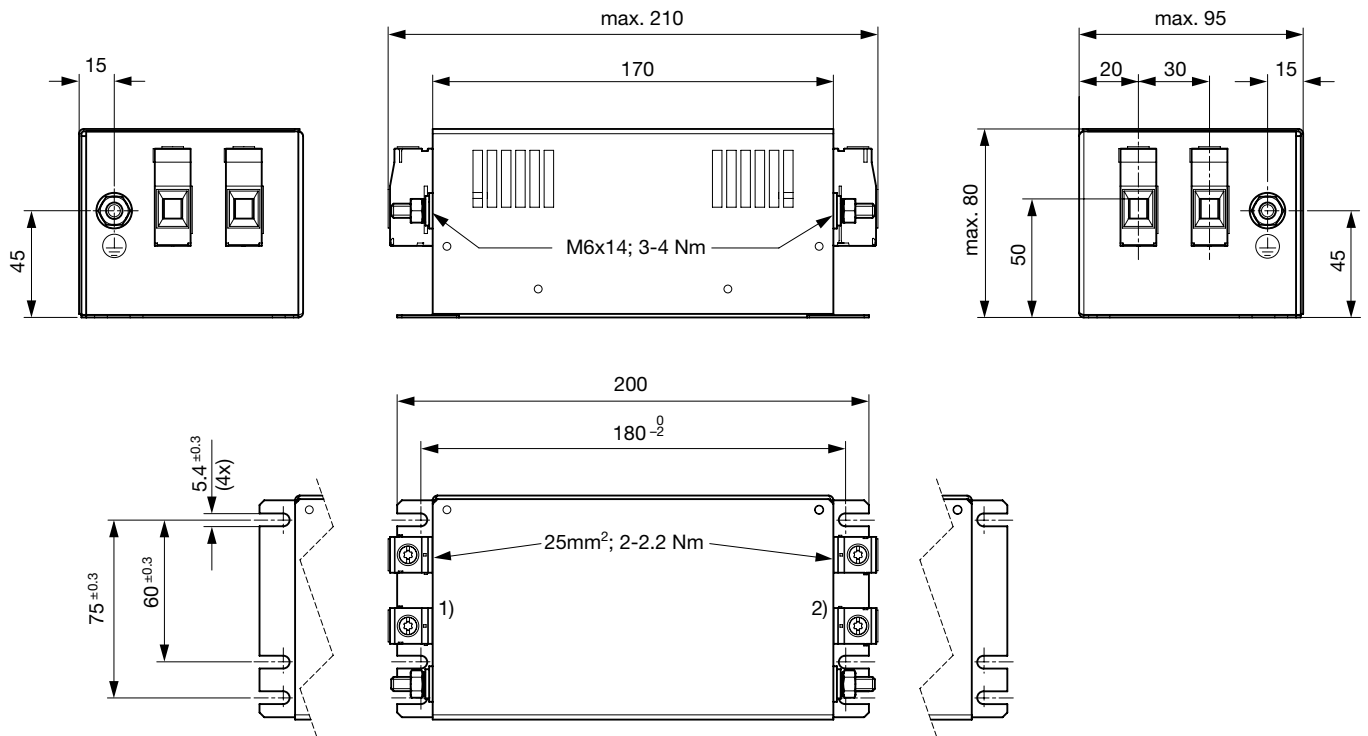
Dimension [mm]

Case 2P



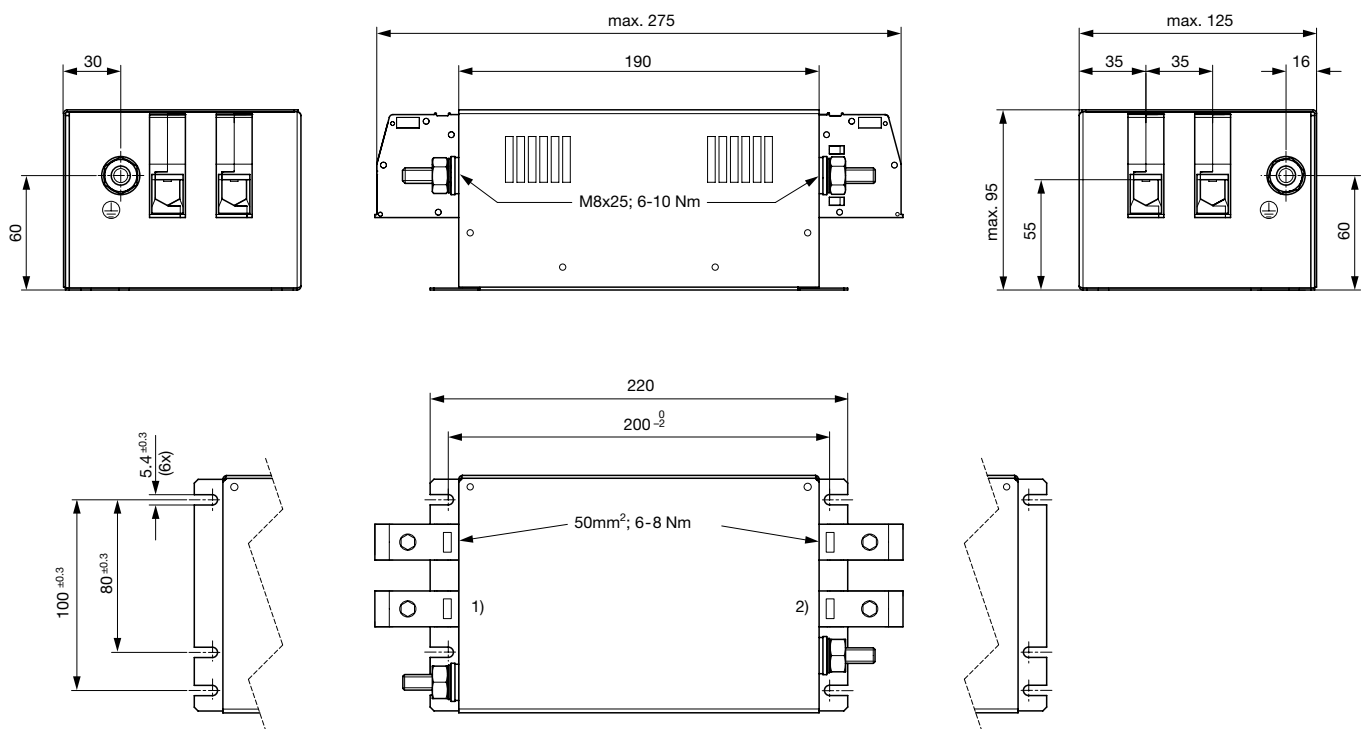
- 1) PV module
- 2) Inverter

Case 2Q



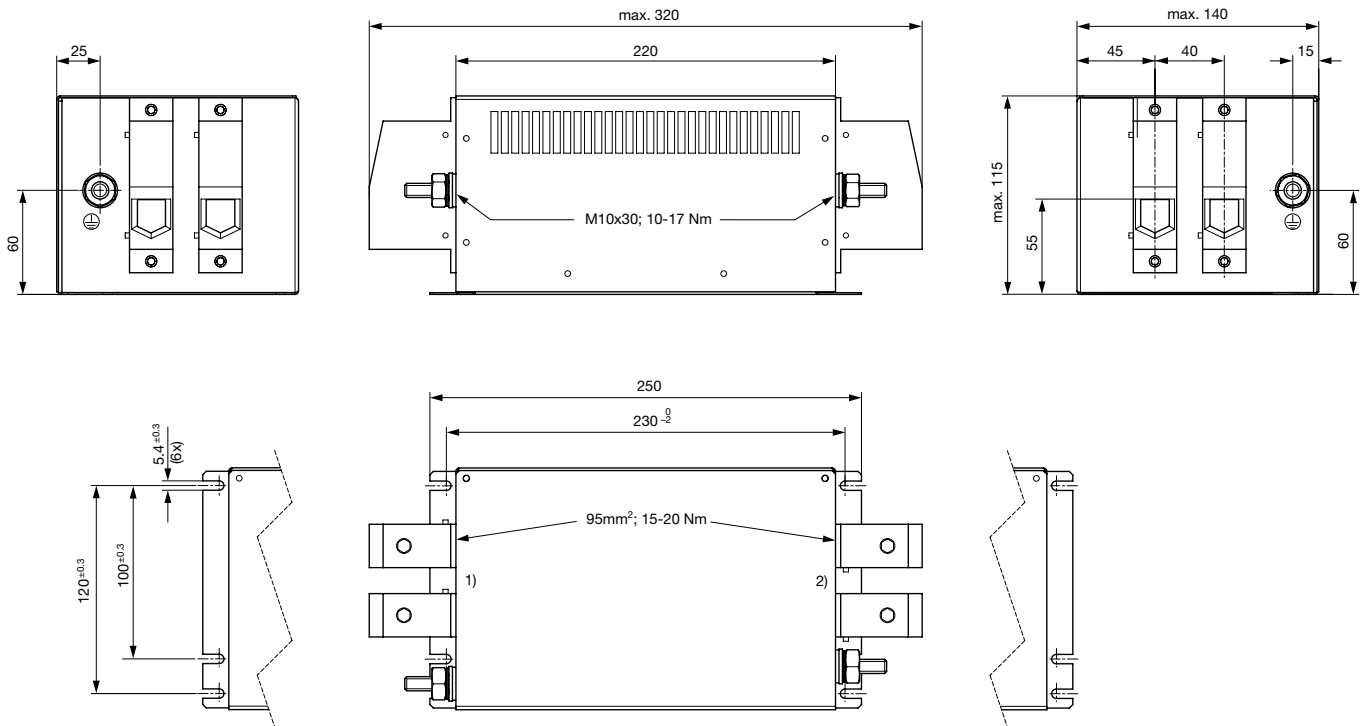
- 1) PV module
- 2) Inverter

Case 2R



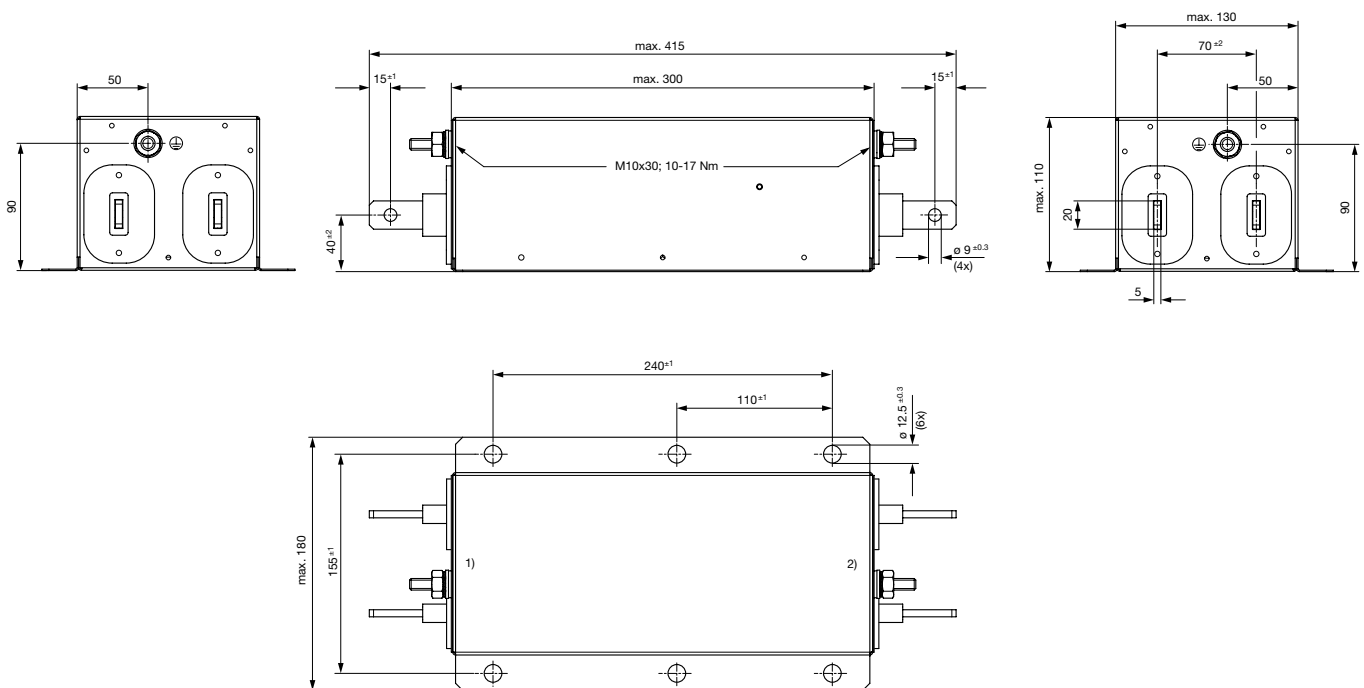
- 1) PV module
- 2) Inverter

Case 2S



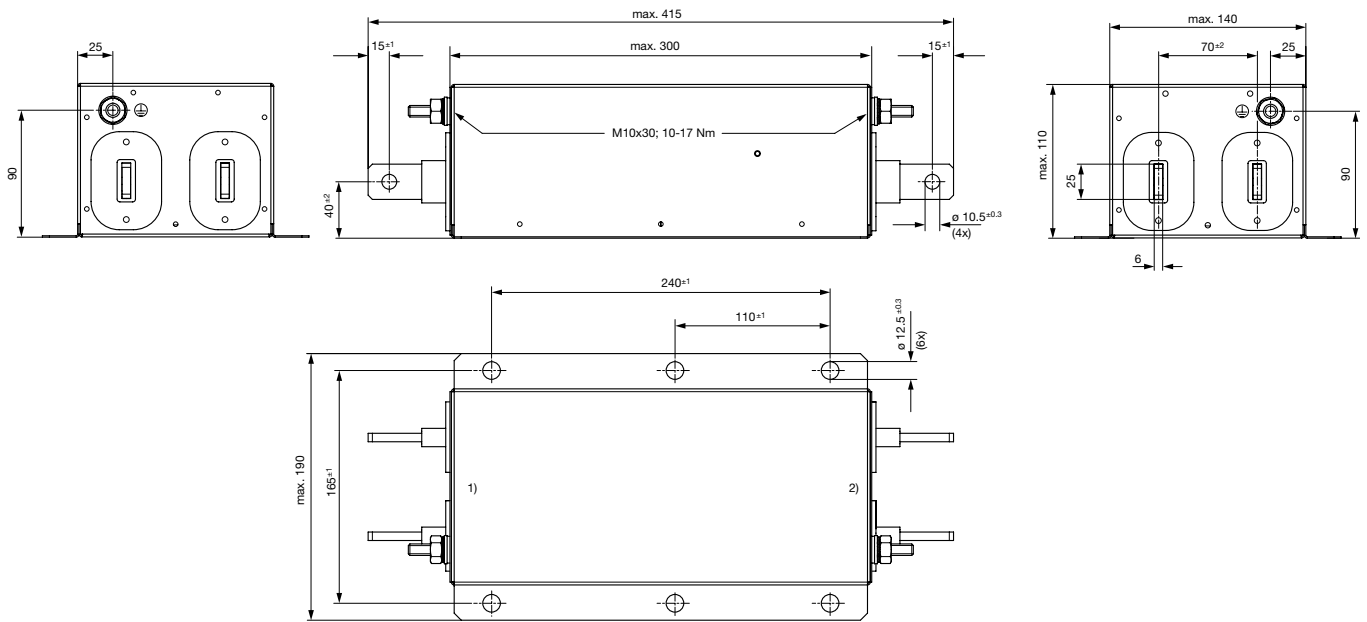
- 1) PV module
- 2) Inverter

Case 2T

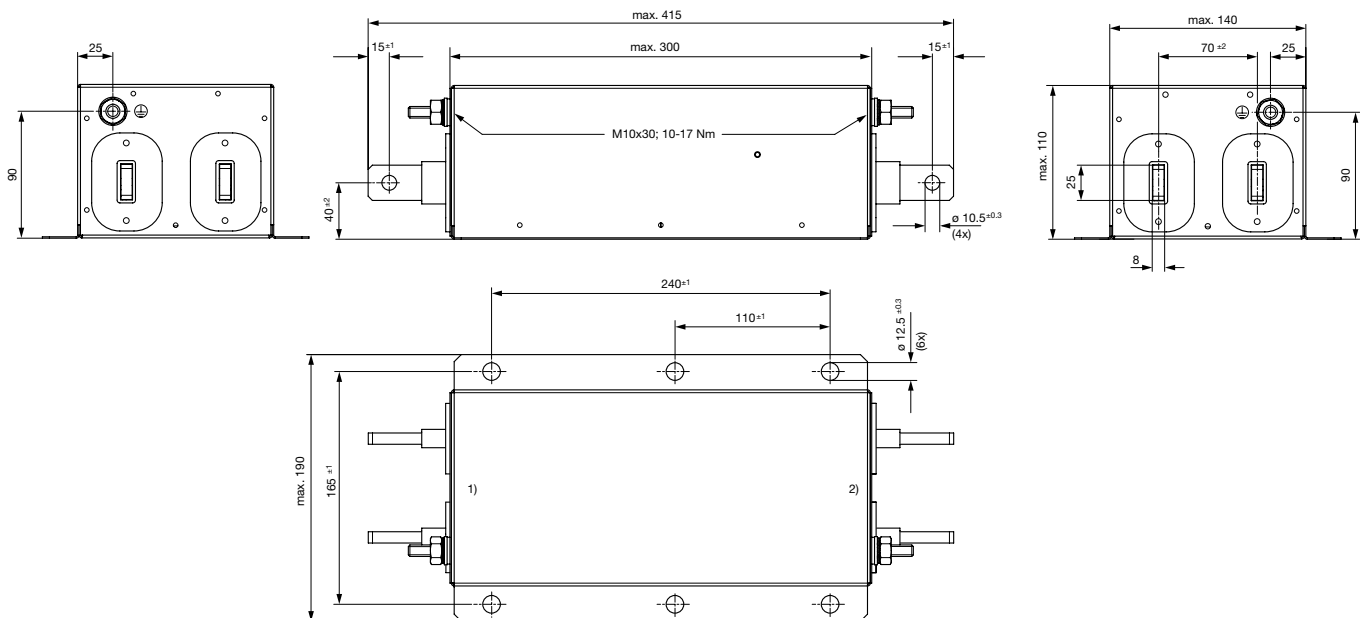


- 1) PV module
- 2) Inverter

Case 2U1

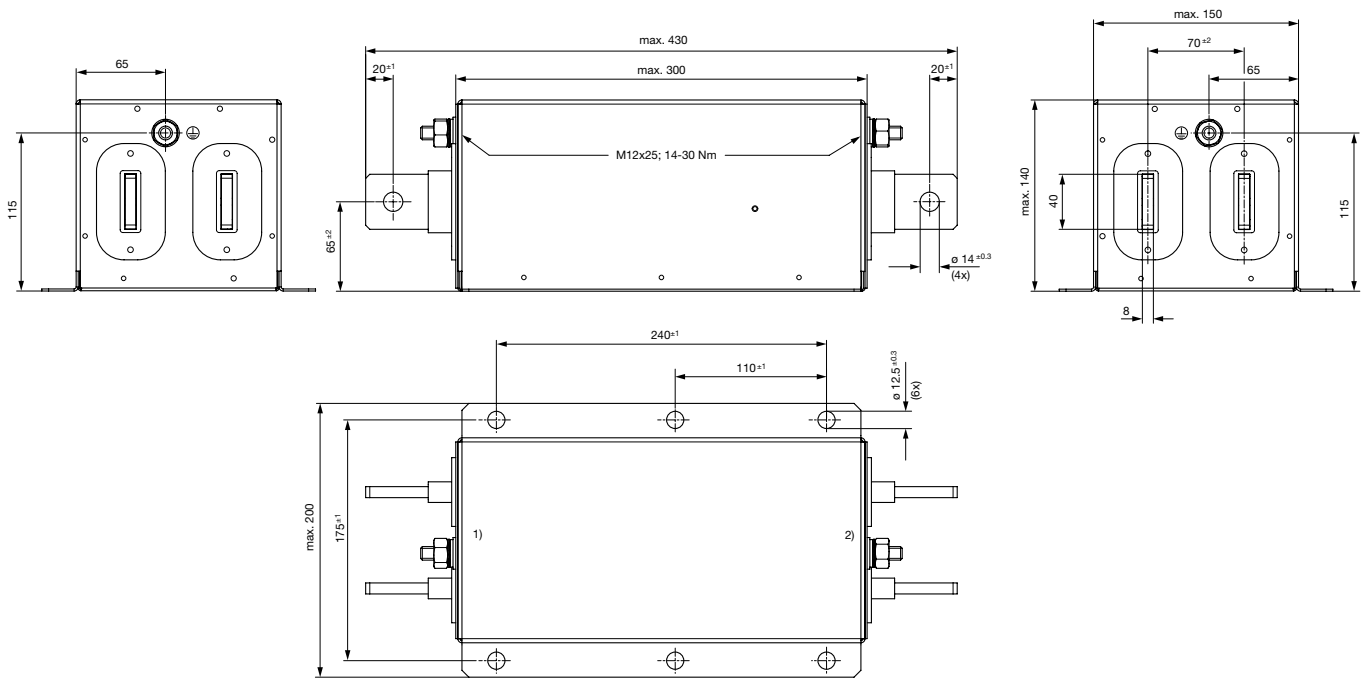


- 1) PV module
 - 2) Inverter
- Case 2U2



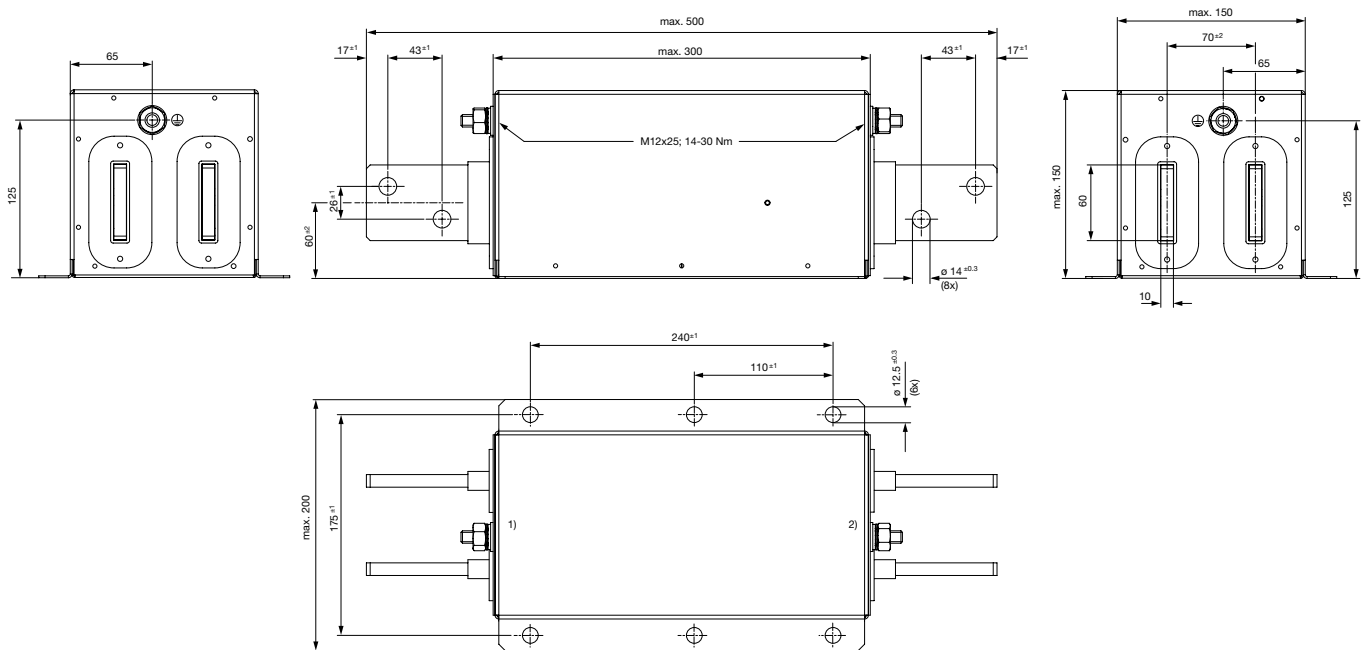
- 1) PV module
- 2) Inverter

Case 2V



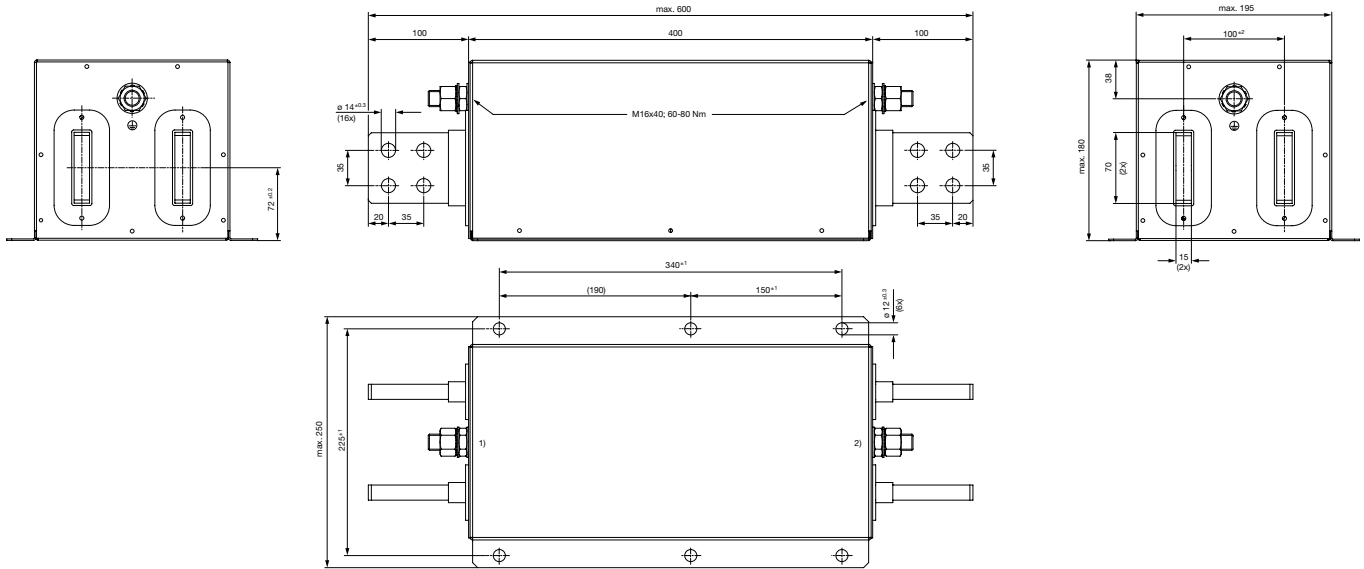
- 1) PV module
- 2) Inverter

Case 2W



- 1) PV module
- 2) Inverter

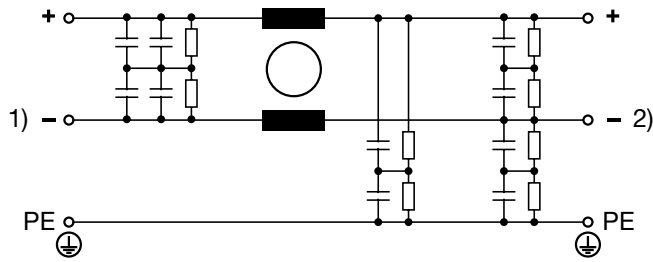
Case 2Z



- 1) PV module
- 2) Inverter

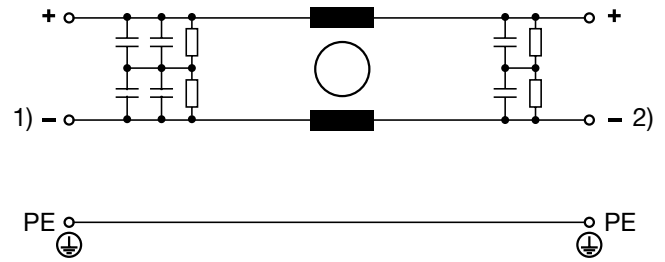
Diagrams

Standard version (FMER-G92x-xxxx)

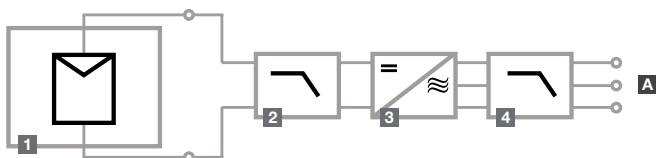


- 1) Photovoltaic module
- 2) Frequency inverter

Version with low leakage current (FMER-G62x-xxxx)



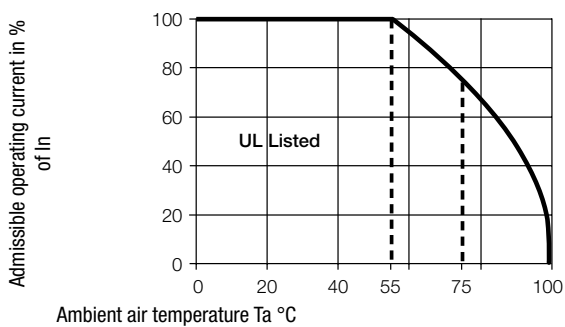
- 1) Photovoltaic module
- 2) Frequency inverter



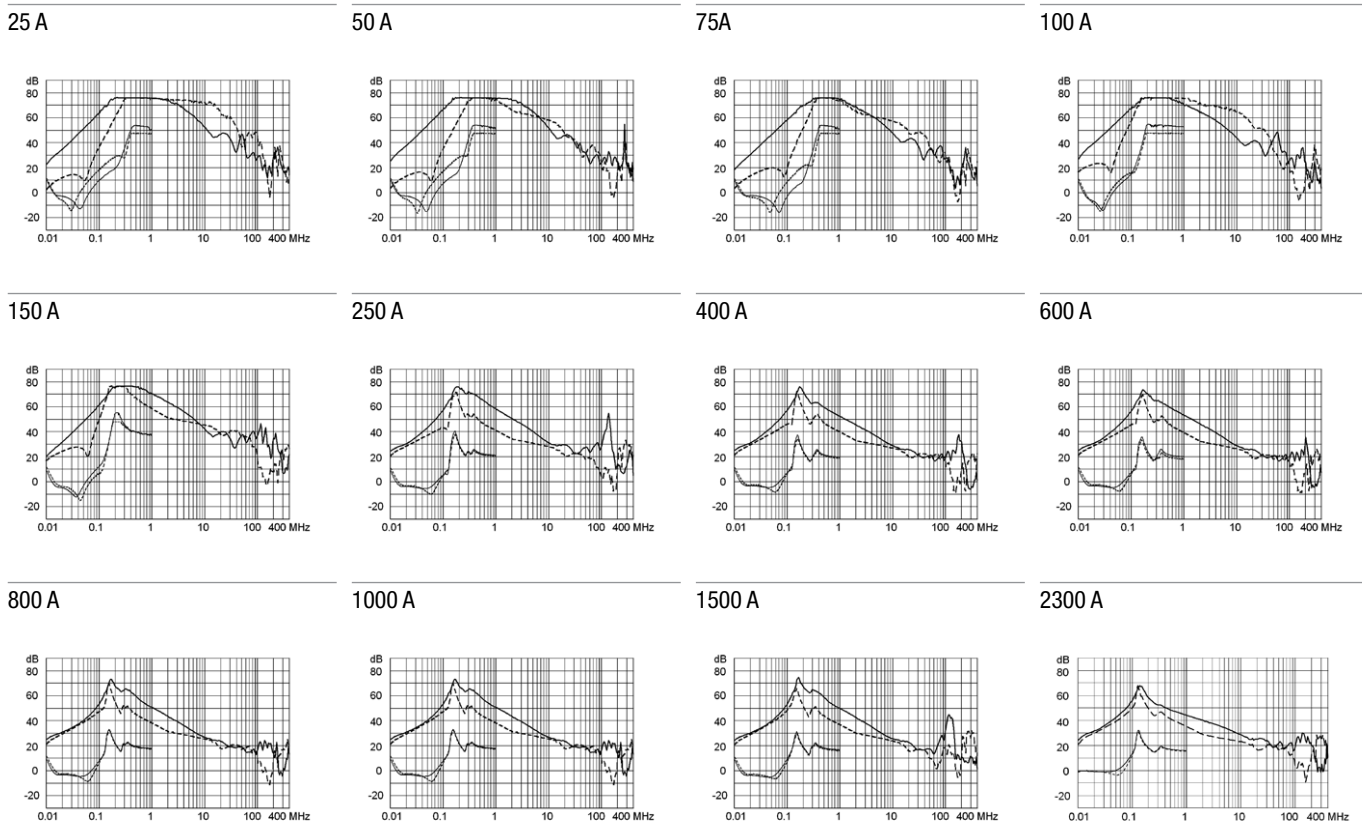
- 1) Photovoltaic module
- 2) DC filter
- 3) Frequency inverter
- 4) AC filter
- A) Power grid

Derating Curves

Permissible Working Current as a Function of Ambient Temperature

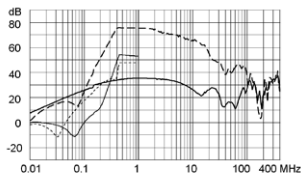


Attenuation Loss 0.1/100Ω differential mode 100/0.1Ω differential mode - - - 50Ω differential mode ____ 50Ω common mode
 Standard version

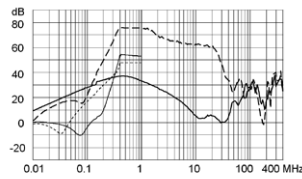


Low leakage current version

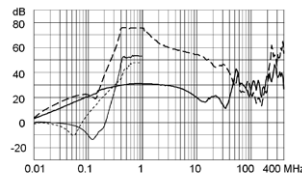
25 A



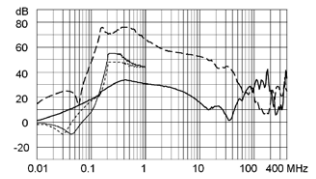
50 A



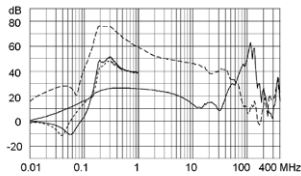
75A



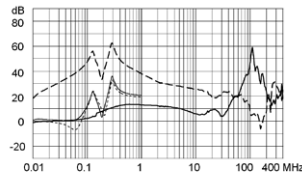
100 A



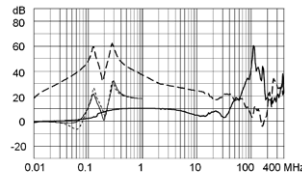
150 A



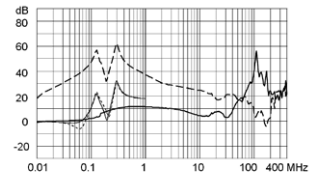
250 A



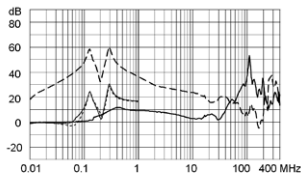
400 A



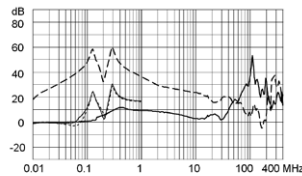
600 A



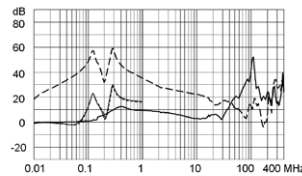
800 A



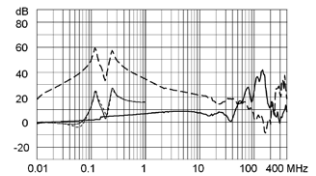
1000 A



1500 A



2300 A



All Variants

Bemessungsstrom @ Tu 55°C (75°C) [A]	Rated Voltage [VDC]	cURus approval [VDC]	Tripped Power Dissipation [W]	Weight [kg]	Housings	Order Number
25 (19)	1200	600	4,1	1 kg	2P	FMER-G92P-2517
50 (33)	1200	600	11,5	2 kg	2Q	FMER-G92Q-5017
75 (47)	1200	600	11,3	2 kg	2Q	FMER-G92Q-7517
100 (64)	1200	600	12,6	3 kg	2R	FMER-G92R-J017
150 (100)	1200	600	17,6	5 kg	2S	FMER-G92S-J517
250 (186)	1200	1000	7,8	6 kg	2T	FMER-G92T-K557
400 (280)	1200	1000	13,3	7 kg	2U1	FMER-G92U-M057
600 (380)	1200	1000	22,4	8 kg	2U2	FMER-G92U-U057
800 (600)	1200	1000	24,8	10 kg	2V	FMER-G92V-Q057
1000 (600)	1200	1000	38,8	10 kg	2V	FMER-G92V-S057
1500 (1060)	1200	1000	45,0	24 kg	2W	FMER-G92W-S557
2300 (1200)	1200	1000	80,5	24 kg	2Z	FMER-G92Z-T357
25 (19)	1200	600	4,1	1 kg	2P	FMER-G62P-2517
50 (33)	1200	600	11,5	2 kg	2Q	FMER-G62Q-5017
75 (47)	1200	600	11,3	2 kg	2Q	FMER-G62Q-7517
100 (64)	1200	600	12,6	3 kg	2R	FMER-G62R-J017
150 (100)	1200	600	17,6	5 kg	2S	FMER-G62S-J517
250 (186)	1200	1000	7,8	6 kg	2T	FMER-G62T-K557
400 (280)	1200	1000	13,3	7 kg	2U1	FMER-G62U-M057
600 (380)	1200	1000	22,4	8 kg	2U2	FMER-G62U-U057
800 (600)	1200	1000	24,8	10 kg	2V	FMER-G62V-Q057
1000 (600)	1200	1000	38,8	10 kg	2V	FMER-G62V-S057
1500 (1060)	1200	1000	45,0	24 kg	2W	FMER-G62W-S557
2300 (1200)	1200	1000	80,5	24 kg	2Z	FMER-G62Z-T357

Most Popular.

Availability for all products can be searched real-time: <https://www.schurter.com/en/Stock-Check/Stock-Check-SCHURTER>

Bemessungsstrom @ Tu 55°C (75°C) [A]	Rated Voltage [VDC]	cURus approval [VDC]	Tripped Power Dissipation [W]	Weight [kg]	Housings	Order Number
--------------------------------------	---------------------	----------------------	-------------------------------	-------------	----------	--------------

FMER-G62x-xxxx: low leakage current version without capacitor to ground

