

Device connector, front mounting - ST-7EP1N8AWK00S - 1619194

Please be informed that the data shown in this PDF Document is generated from our Online Catalog. Please find the complete data in the user's documentation. Our General Terms of Use for Downloads are valid (<http://phoenixcontact.com/download>)



Device connector, front mounting, straight, SPEEDCON locking, M17, Number of positions: 7+PE, Type of contact: Pin, Crimp connection, Axial O-ring, 4x Ø 3.2, shielded: yes, Flange dimensions: 25.75 mm x 25.75 mm

Why buy this product

- Ideal for compact devices
- Consistent EMC protection for reliable connection solutions in the industrial environment
- Crimping connection: vibration- and temperature-resistant assembly

RoHS

Key Commercial Data

Packing unit	1 STK
GTIN	
GTIN	4046356827362

Technical data

General

Note	Order information: Order crimp contacts Ø 1 mm separately
Type of locking	SPEEDCON locking
Direction of rotation of contact chamber numbering	Standard
Coding	N
Contact connection method	Crimp connection
Type of contacts	Pin
Number of positions	8
Contact diameter of power contacts	1 mm
Nominal current per power contact at 25°C	14 A
Contact diameter of signal contacts	1 mm
Nominal current per signal contact at 25°C	14 A
Pg housing screw connection	none
Mounting type	4x Ø 3.2

Device connector, front mounting - ST-7EP1N8AWK00S - 1619194

Technical data

Ambient conditions

Ambient temperature	-40 °C ... 125 °C
Degree of protection	IP67

Specifications according to DIN EN 61984:2001

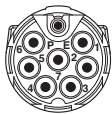
Installation height max.	3000 mm
Nominal / operating voltage of power contacts	630 V
Rated surge voltage of power contacts	6 kV
Overvoltage category of power contacts	III
Degree of pollution of power contacts	3

Environmental Product Compliance

China RoHS	Environmentally Friendly Use Period = 50
	For details about hazardous substances go to tab "Downloads", Category "Manufacturer's declaration"

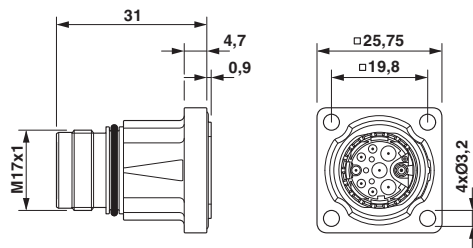
Drawings

Schematic diagram

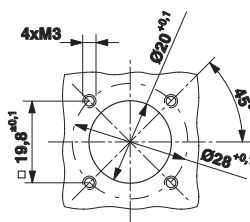


Connector pin assignment

Dimensional drawing



Schematic diagram



Installation dimensions

Approvals

Approvals

Approvals

UL Recognized / cUL Recognized / EAC / cULus Recognized

Device connector, front mounting - ST-7EP1N8AWK00S - 1619194

Approvals

Ex Approvals

Approval details

UL Recognized		http://database.ul.com/cgi-bin/XYV/template/LISEXT/1FRAME/index.htm	FILE E 335019
mm ² /AWG/kcmil		1.0	
Nominal current I _N		5 A	
Nominal voltage U _N		600 V	

cUL Recognized		http://database.ul.com/cgi-bin/XYV/template/LISEXT/1FRAME/index.htm	FILE E 335019
mm ² /AWG/kcmil		1.0	
Nominal current I _N		5 A	
Nominal voltage U _N		600 V	

EAC		B.01742
-----	--	---------

cULus Recognized		http://database.ul.com/cgi-bin/XYV/template/LISEXT/1FRAME/index.htm
------------------	--	---

Phoenix Contact 2017 © - all rights reserved
<http://www.phoenixcontact.com>

PHOENIX CONTACT GmbH & Co. KG
Flachsmarktstr. 8
32825 Blomberg
Germany
Tel. +49 5235 300
Fax +49 5235 3 41200
<http://www.phoenixcontact.com>