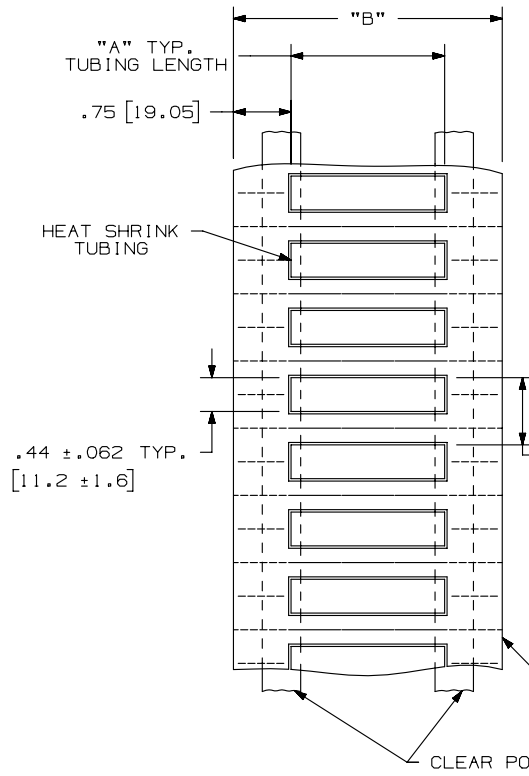


THIS COPY IS PROVIDED ON A RESTRICTED BASIS AND IS NOT TO BE USED IN ANY WAY DETRIMENTAL TO THE INTERESTS OF PANDUIT CORP.  
 NOTE:  
 1. MILLIMETERS ARE IN [ ].

PART NUMBER	SEE DETAIL	MATERIAL	"A" +/- .062	"B" +/- .062	INSIDE NOMINAL DIA.	MIN ID SUPPLIED	MAX. RECOVERED	MARKER ACROSS	TUBING COLOR	PKG. QTY.	SEE STYLE
H100X044HFT-2	B	GMUF	1.00 [25.4]	3.50 [88.9]	1/4 in. [6.3 mm]	0.25 [6.4]	0.13 [3.3]	2	WHITE	1000	A
H200X044HFT-2	A		2.00 [50.8]					1		500	
H100X044HGT-2	B		1.00 [25.4]	2				1000			
H200X044HGT-2	A		2.00 [50.8]	1				500			

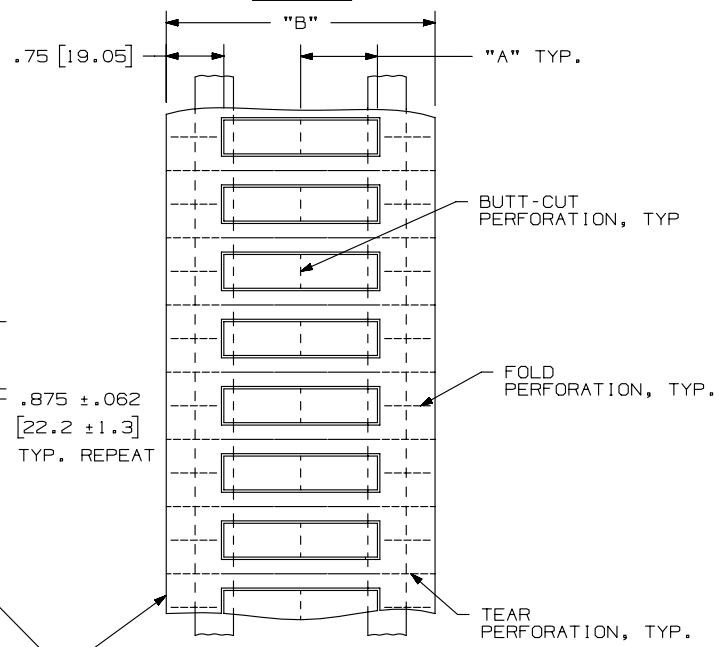


DETAIL A

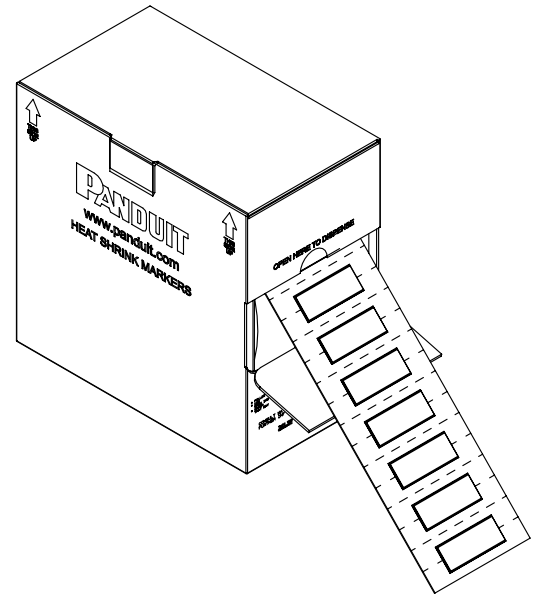


NOTES:  
 1. MILLIMETER ARE IN [ ].

DETAIL B



STYLE A



REV	DATE	BY	CHK	APR	DESCRIPTION	ECN
2	2/4/13	RVU	DAPE	SEWH	REMOVE H100X044HFT-2-B, H200X044HFT-2-B, H100X044HGT-2-B, AND H200X044HGT-2-B.	GAECN00574
1	8/23/11	RVU	DAPE		Change marker height tolerance from .032" to .062" to match other HST drawings tolerances. Update on view. REMOVE STYLE B.	6481
0	6/2/11	RVU	DAPE		DRAWING RELEASE.	6412

TITLE	
<b>H***X044H*T-2</b> <b>TWO-SIDED HEAT SHRINK LABEL, HALOGEN FREE</b> CUSTOMER DRAWING	
ITEM REVISION NAME	100472XL/02
DATASET FILE NAME	100472XL-DC-C10928/02C
UNLESS OTHERWISE SPECIFIED, DIMENSIONAL TOLERANCES ARE: IN [mm]	
.x ± .12 [3.05]	.xxx ± .015 [ .381 ]
.xx ± .062 [1.57]	ANGLES ±
THIRD ANGLE PROJECTION	
DRAWN BY	RVU
DATE	6/2/11
CHK	MSAD
SCALE	NTS
MATERIAL: HEAT SHRINK TUBING, GMUHF21	
DRAWING NUMBER: C10928	
DRAWN BY	RVU
DATE	6/2/11
CHK	MSAD
SCALE	NTS
SHT 1 OF 1	
SIZE	A

D10100DA/12