



Features

- Shielded construction
- Inductance range: 1.2 to 220 μ H
- Heating current up to 5 A
- AEC-Q200 qualified
- RoHS compliant* and halogen free**

Applications

- Automotive systems:
 - Driver assistant
 - Infotainment
 - Lighting
- DC/DC converters
- Power supplies

SRR4828A Series - Shielded Power Inductors

Electrical Specifications @ 25 °C

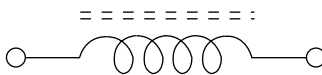
Bourns Part Number	Inductance @ 100 kHz/0.1 V		SRF (MHz) Typ.	DCR (m Ω)		I rms ¹ (A) Typ.	I rms ² (A) Typ.	I sat (A) Typ.
	L (μ H)	Tol. (%)		Typ.	Max.			
SRR4828A-1R2Y	1.2	\pm 30	155.0	18.5	24.0	3.50	5.00	3.00
SRR4828A-1R8Y	1.8	\pm 30	105.0	22.7	30.0	3.00	4.60	2.50
SRR4828A-2R7Y	2.7	\pm 30	80.0	26.2	34.0	2.50	4.00	2.20
SRR4828A-3R9Y	3.9	\pm 30	60.0	36.3	47.0	2.20	3.40	1.80
SRR4828A-4R7Y	4.7	\pm 30	50.0	41.4	54.0	2.10	3.00	1.60
SRR4828A-6R8Y	6.8	\pm 30	40.0	57.0	74.0	1.65	2.60	1.30
SRR4828A-8R2Y	8.2	\pm 30	35.0	66.8	87.0	1.60	2.40	1.25
SRR4828A-100M	10	\pm 20	30.0	76.4	100.0	1.50	2.30	1.10
SRR4828A-120M	12	\pm 20	27.0	100.0	125.0	1.35	2.00	0.95
SRR4828A-150M	15	\pm 20	25.0	108.8	145.0	1.30	1.80	0.92
SRR4828A-180M	18	\pm 20	22.0	125.0	160.0	1.20	1.70	0.80
SRR4828A-220M	22	\pm 20	20.0	145.9	185.0	1.10	1.55	0.68
SRR4828A-330M	33	\pm 20	15.0	208.2	260.0	0.90	1.40	0.60
SRR4828A-470M	47	\pm 20	13.0	215.0	270.0	0.88	1.20	0.47
SRR4828A-560M	56	\pm 20	12.0	260.4	320.0	0.85	1.05	0.40
SRR4828A-680M	68	\pm 20	11.0	294.3	370.0	0.80	0.90	0.38
SRR4828A-820M	82	\pm 20	10.0	381.9	480.0	0.70	0.85	0.35
SRR4828A-101M	100	\pm 20	8.5	495.3	600.0	0.65	0.70	0.33
SRR4828A-121M	120	\pm 20	8.0	630.0	760.0	0.50	0.65	0.30
SRR4828A-151M	150	\pm 20	7.0	713.9	860.0	0.45	0.60	0.28
SRR4828A-181M	180	\pm 20	6.0	899.1	1080.0	0.43	0.55	0.26
SRR4828A-221M	220	\pm 20	5.5	1000.7	1250.0	0.41	0.50	0.24

How to Order

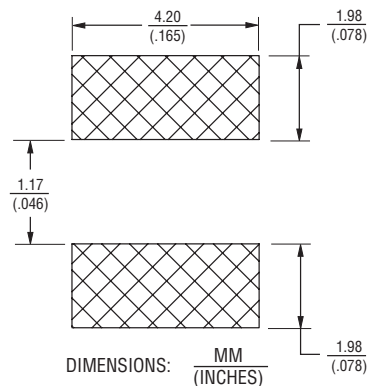
SRR4828A - 1R2Y

Model _____
Value Code (see table) _____

Electrical Schematic



Recommended Layout



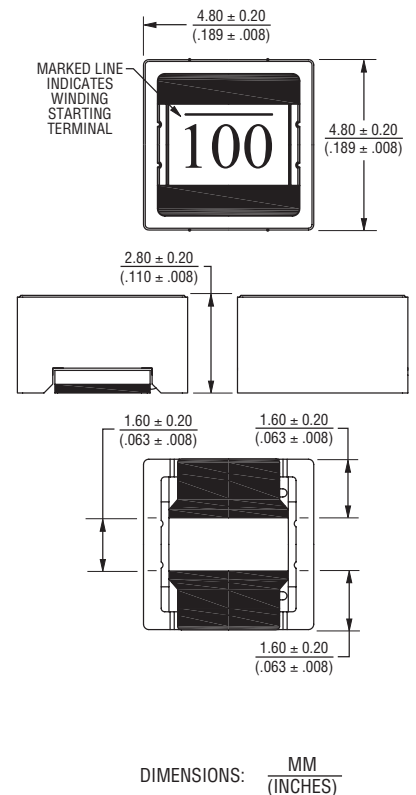
General Specifications

Operating Temp. -40 °C to +150 °C
(Temperature rise included)
Storage Temperature .. -40 °C to +150 °C
Temperature Rise
..... 20 °C typ. at rated I rms¹
..... 40 °C typ. at rated I rms²
Rated Current
..... Inductance drops 35 % at I sat
Moisture Sensitivity Level 1
ESD Classification (HBM) N/A

Materials

Core Ferrite
Wire Enameled copper
Terminal Finish Sn
Packaging 500 pcs. per 7-inch reel

Product Dimensions



*RoHS Directive 2015/863, Mar 31, 2015 and Annex.

**Bourns considers a product to be "halogen free" if (a) the Bromine (Br) content is 900 ppm or less; (b) the Chlorine (Cl) content is 900 ppm or less; and (c) the total Bromine (Br) and Chlorine (Cl) content is 1500 ppm or less. Specifications are subject to change without notice.

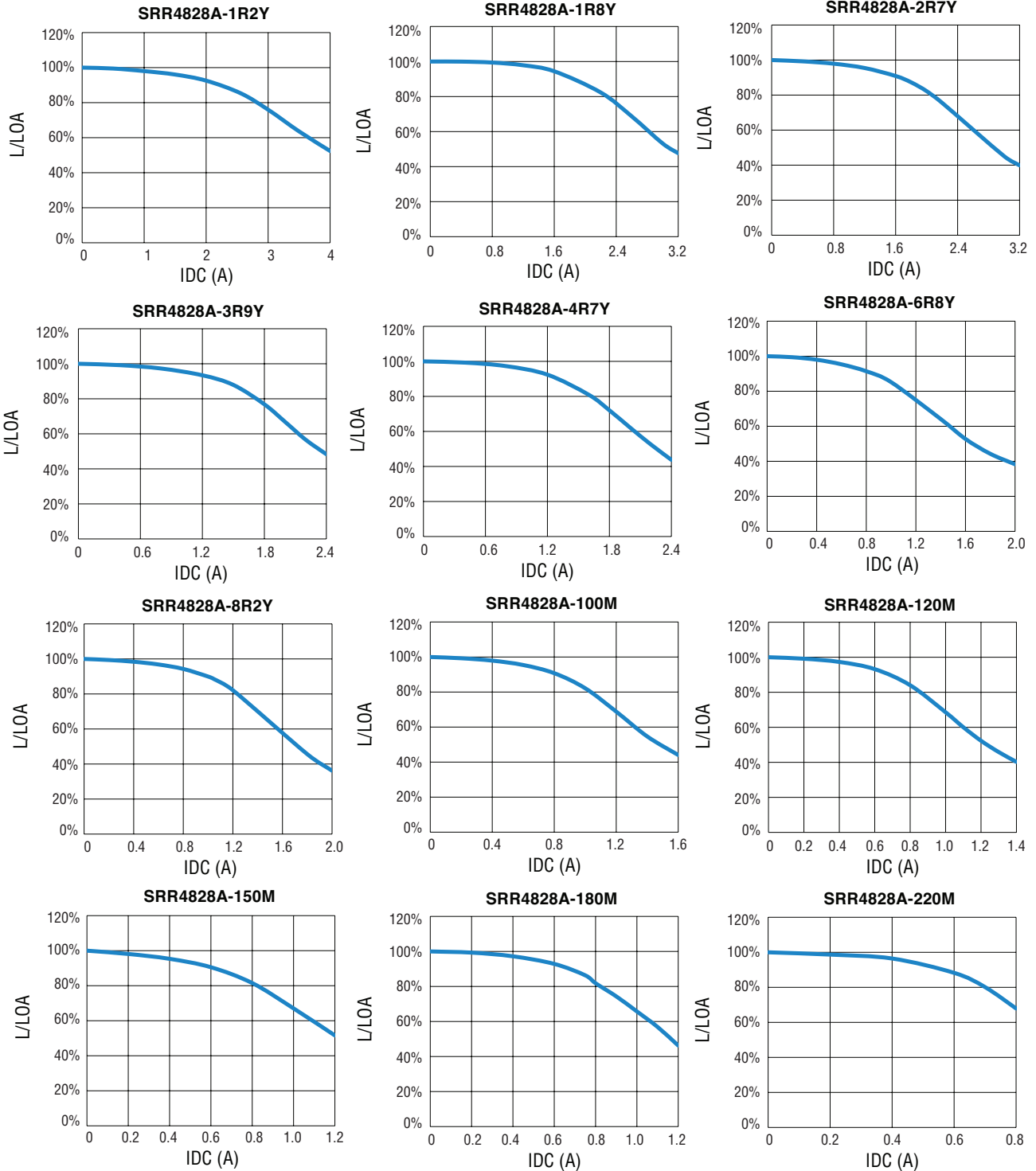
The device characteristics and parameters in this data sheet can and do vary in different applications and actual device performance may vary over time.

Users should verify actual device performance in their specific applications.

SRR4828A Series - Shielded Power Inductors

BOURNS®

Inductance vs. IDC

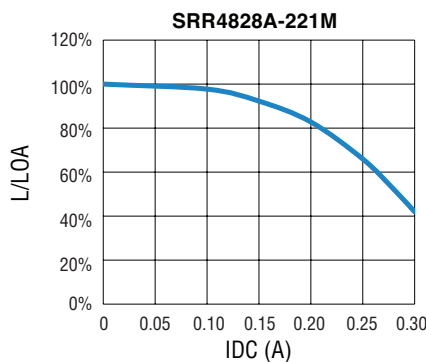
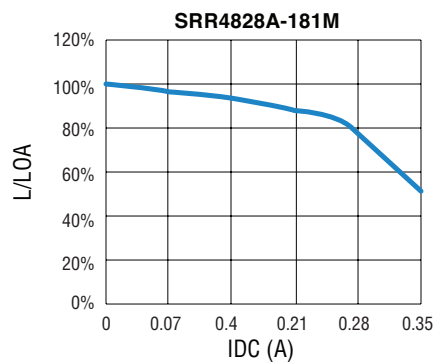
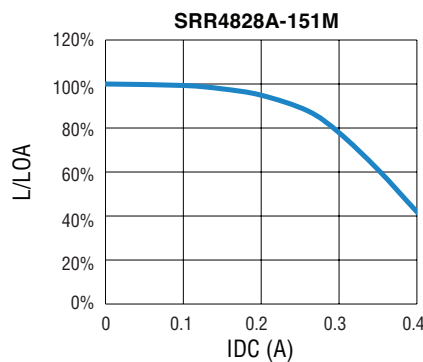
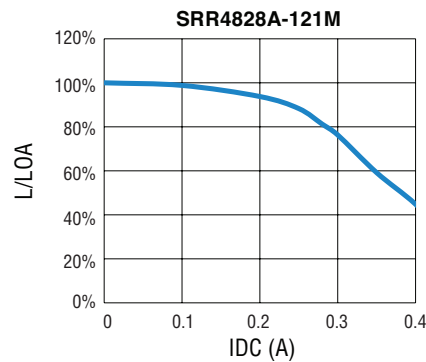
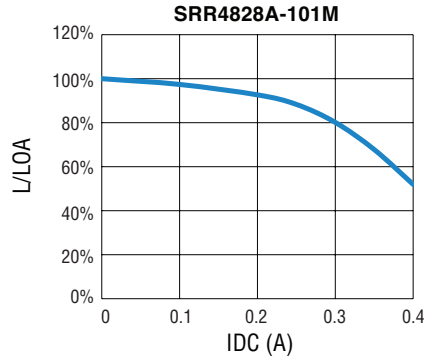
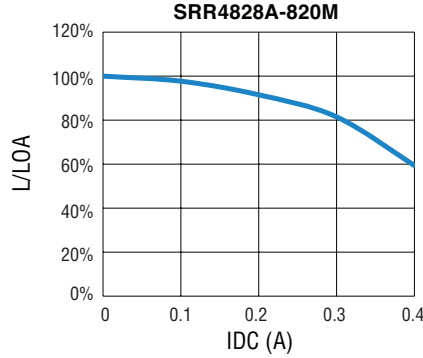
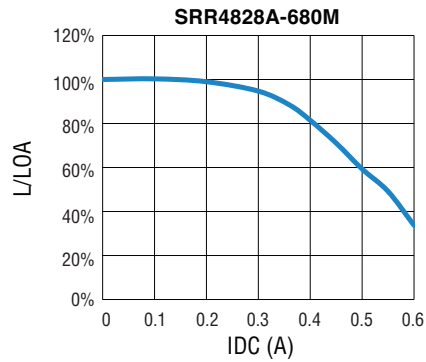
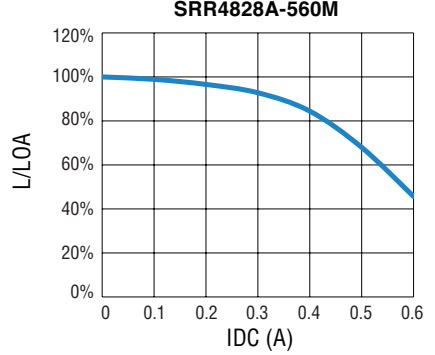
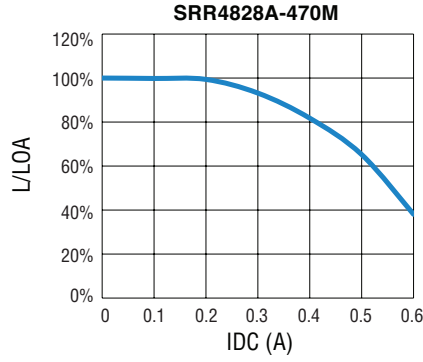
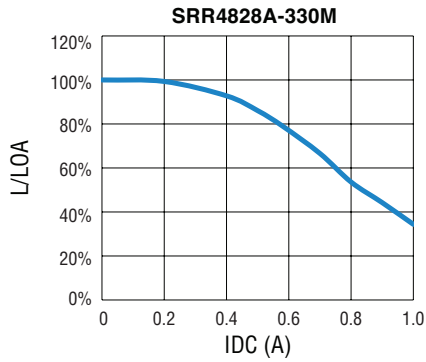


Specifications are subject to change without notice.
 The device characteristics and parameters in this data sheet can and do vary in different applications and actual device performance may vary over time.
 Users should verify actual device performance in their specific applications.

SRR4828A Series - Shielded Power Inductors

BOURNS®

Inductance vs. IDC (Continued)

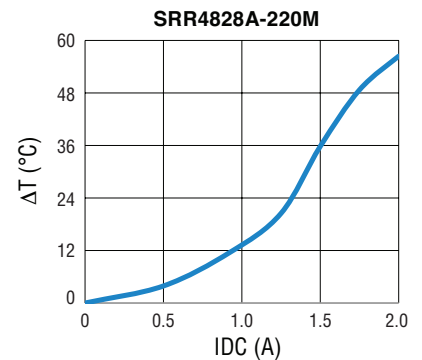
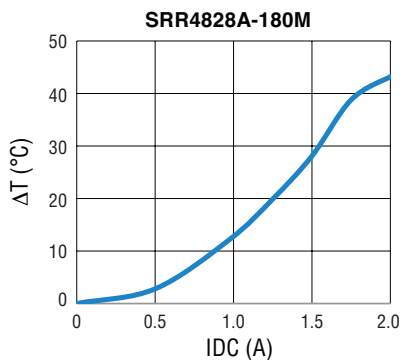
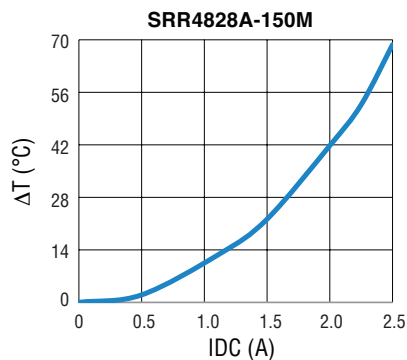
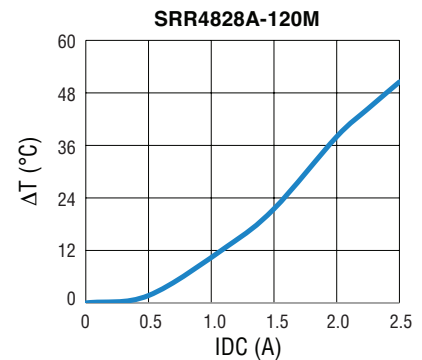
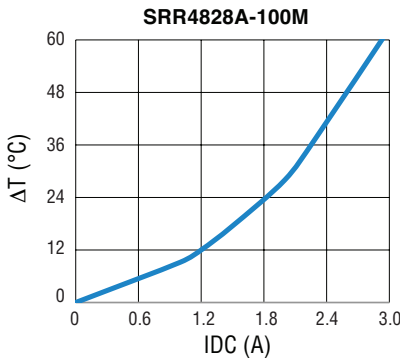
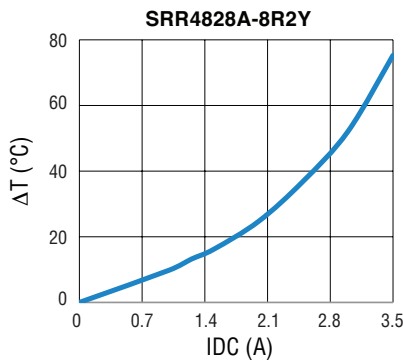
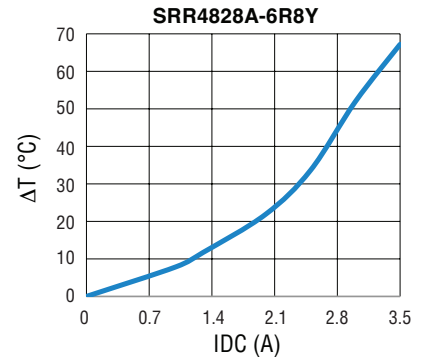
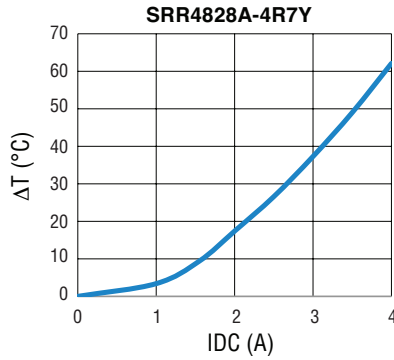
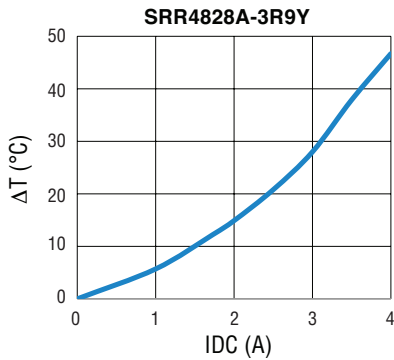
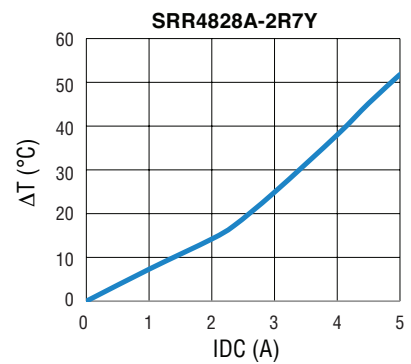
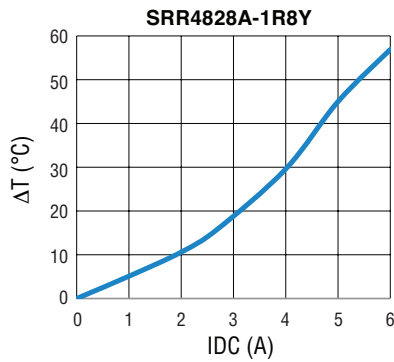
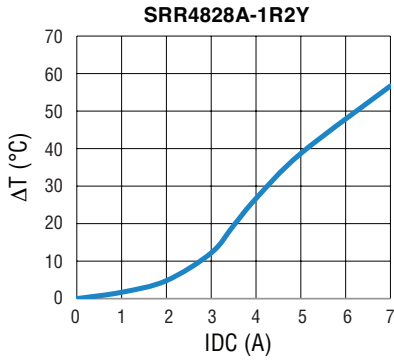


Specifications are subject to change without notice.
 The device characteristics and parameters in this data sheet can and do vary in different applications and actual device performance may vary over time.
 Users should verify actual device performance in their specific applications.

SRR4828A Series - Shielded Power Inductors

BOURNS®

Temperature vs. IDC



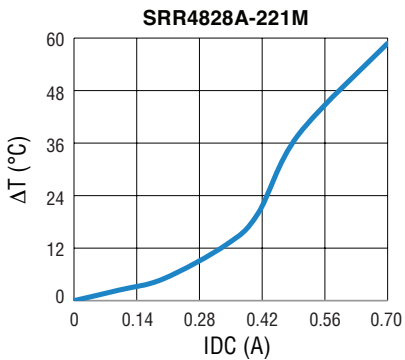
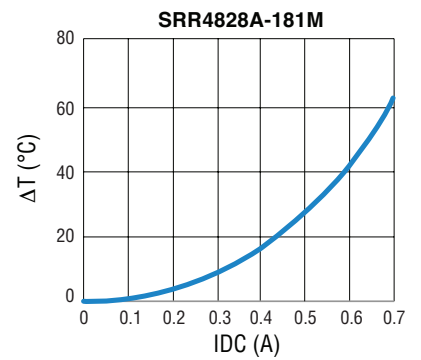
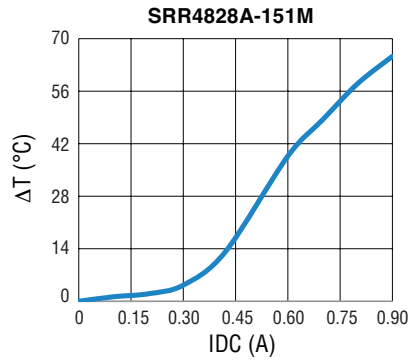
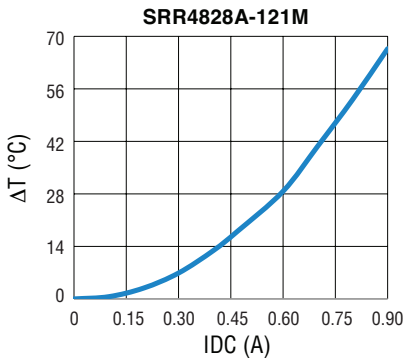
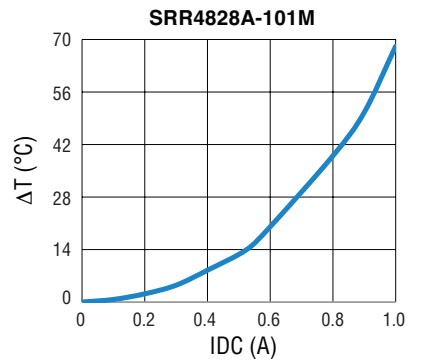
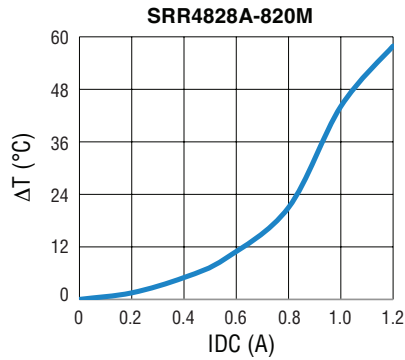
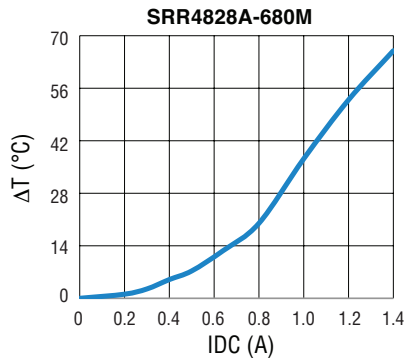
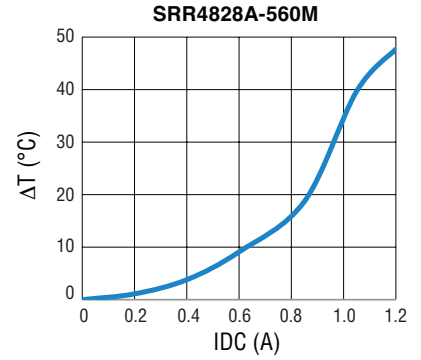
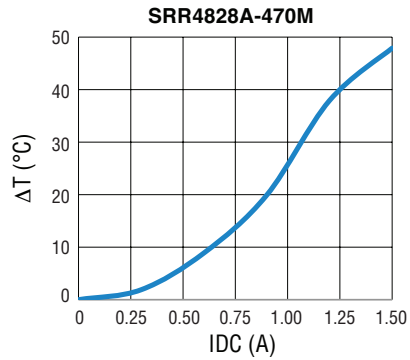
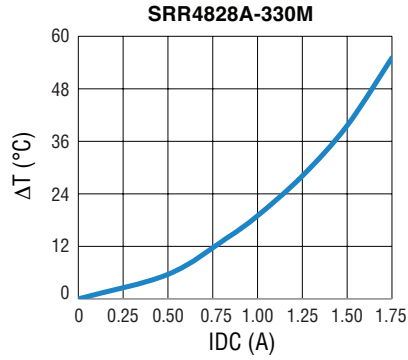
Specifications are subject to change without notice.

The device characteristics and parameters in this data sheet can and do vary in different applications and actual device performance may vary over time. Users should verify actual device performance in their specific applications.

SRR4828A Series - Shielded Power Inductors

BOURNS®

Temperature vs. IDC (Continued)



Specifications are subject to change without notice.
 The device characteristics and parameters in this data sheet can and do vary in different applications and actual device performance may vary over time.
 Users should verify actual device performance in their specific applications.

