


YS5

Y S 5 05A

① ② ③ ④

c  us  
RoHS

① Series name  
② Single output  
③ Output wattage  
④ Output voltage



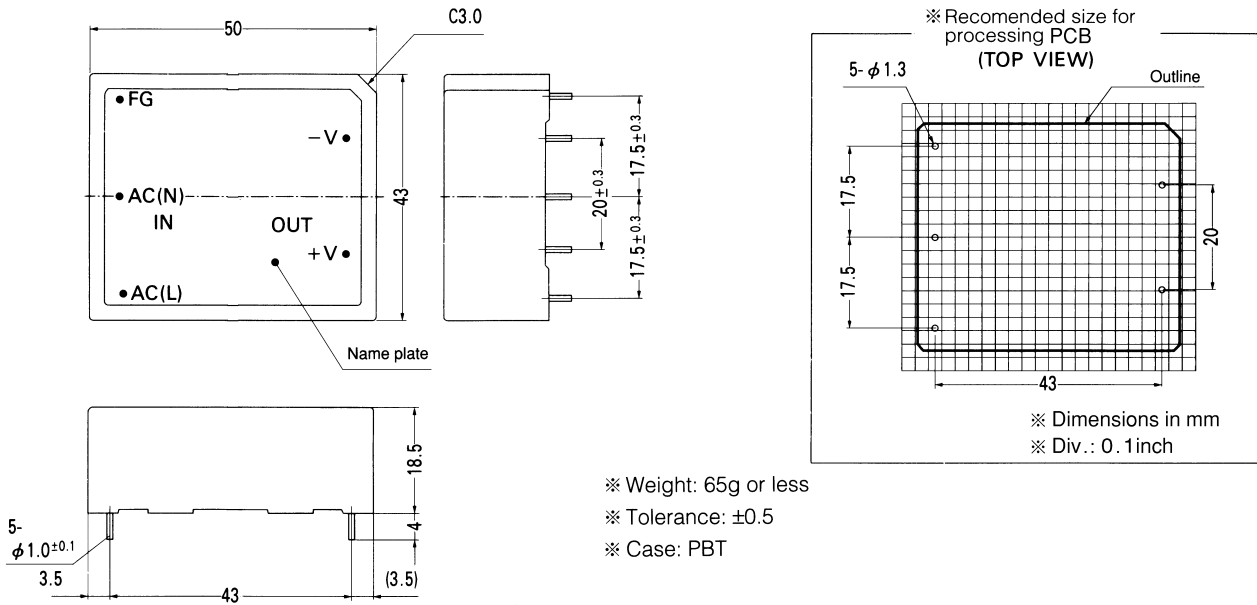
MODEL	YS505A	YS512A
MAX OUTPUT WATTAGE[W]	5.0	5.4
DC OUTPUT	5V 1.0A	12V 0.45A

**SPECIFICATIONS**

	MODEL	YS505A	YS512A	
INPUT	VOLTAGE[V]	AC85 - 132 1 φ or DC110 - 170		
	CURRENT[A]	ACIN 100V	0.15typ (Io=100%)	
	FREQUENCY[Hz]	47 - 440 or DC		
	EFFICIENCY[%]	ACIN 100V	68typ (Io=100%)	70typ (Io=100%)
	INRUSH CURRENT[A]	ACIN 100V	15typ (Io=100%)	
OUTPUT	VOLTAGE[V]	5	12	
	CURRENT[A]	1	0.45	
	LINE REGULATION[mV]	20max	48max	
	LOAD REGULATION[mV]	40max	100max	
	RIPPLE[mVp-p]	*1 80max	120max	
	RIPPLE NOISE[mVp-p]	*1 120max	150max	
	TEMPERATURE REGULATION[mV]	0 to +55°C	50max	150max
	START-UP TIME[ms]	200max (ACIN 85V, Io=100%)		
	OUTPUT VOLTAGE ADJUSTMENT RANGE[V]	Fixed		
OUTPUT VOLTAGE SETTING[%]	±5max (Rated input/output, Ta=25°C)			
HOLD-UP TIME[ms]	10typ (ACIN 85V, Io=100%)			
PROTECTION CIRCUIT	OVERCURRENT PROTECTION	Works over 105% of rating and recovers automatically		
ISOLATION	INPUT-FG, OUTPUT	AC2,000V 1minute. Cutoff current = 10mA, DC500V 50MΩmin (At Room Temperature)		
	OUTPUT-FG	AC500V 1minute. Cutoff current = 100mA, DC500V 50MΩmin (At Room Temperature)		
ENVIRONMENT	OPERATING TEMP., HUMID. AND ALTITUDE	-10 to +70°C, 20 - 95%RH (Non condensing) (Refer to DERATING CURVE), 3,000m (10,000feet) max		
	STORAGE TEMP., HUMID. AND ALTITUDE	-20 to +75°C, 20 - 95%RH (Non condensing), 9,000m (30,000feet) max		
	VIBRATION	10 - 55Hz, 98.0m/s <sup>2</sup> (10G), 3minutes period, 30minutes each along X, Y and Z axis		
	IMPACT	490.3m/s <sup>2</sup> (50G), 11ms, once each X, Y and Z axis		
SAFETY AND NOISE REGULATIONS	AGENCY APPROVALS	UL60950-1, C-UL		
	CONDUCTED NOISE	Complies with FCC-B		

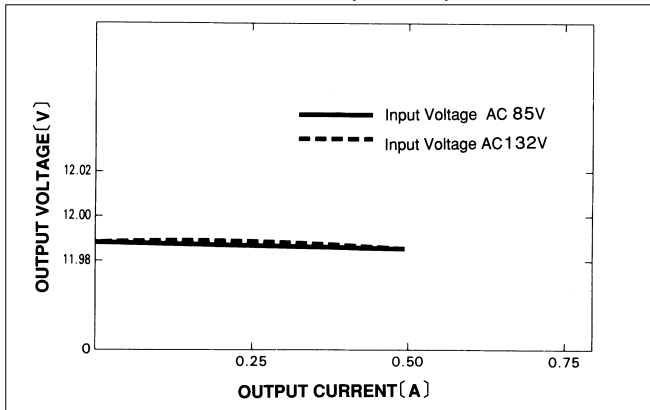
\*1 Measured by 20MHz oscilloscope.  
\* Parallel operation with other model is not possible.

External view

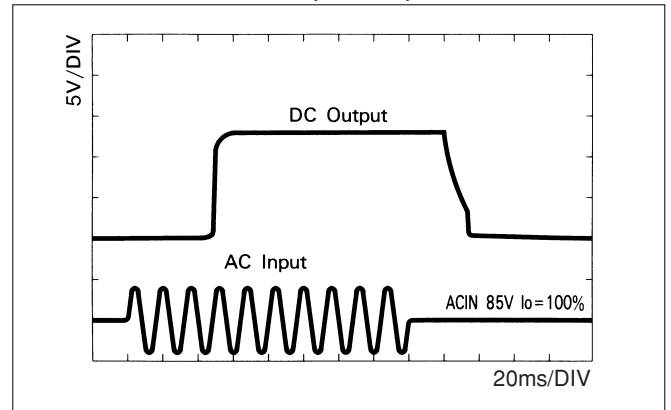


Performance data

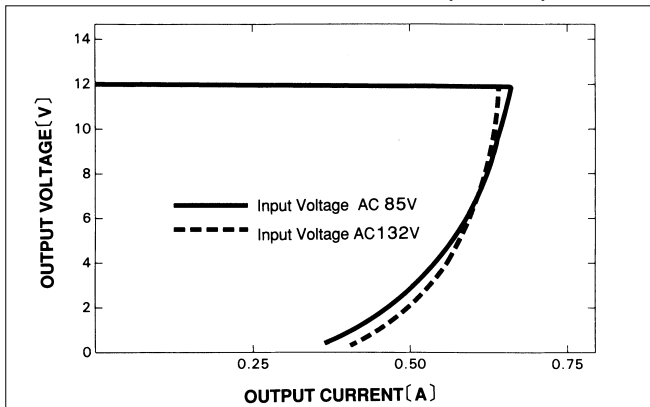
■ STATIC CHARACTERISTICS (YS512A)



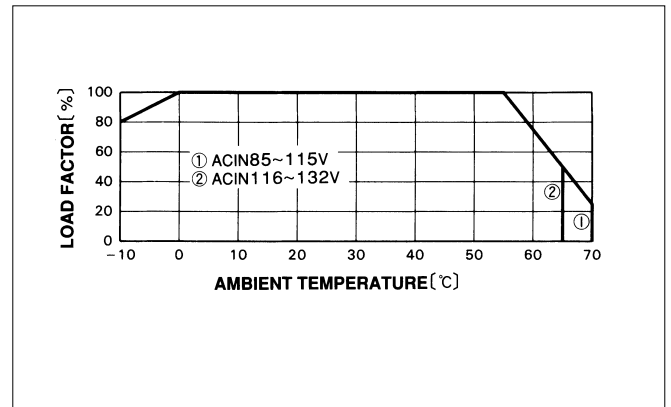
■ RISE TIME & FALL TIME (YS512A)



■ OVERCURRENT CHARACTERISTICS (YS512A)



■ DERATING CURVE



YS10

Y S 10 05A

① ② ③ ④

c  us  
RoHS

① Series name  
② Single output  
③ Output wattage  
④ Output voltage



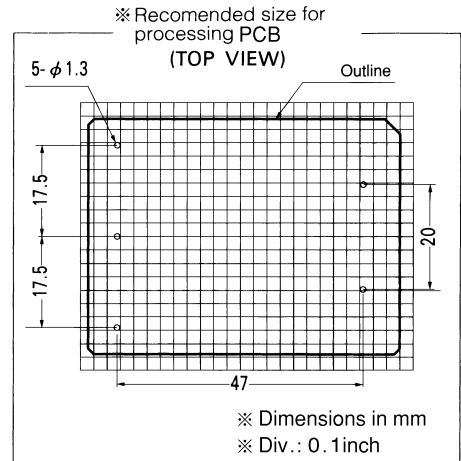
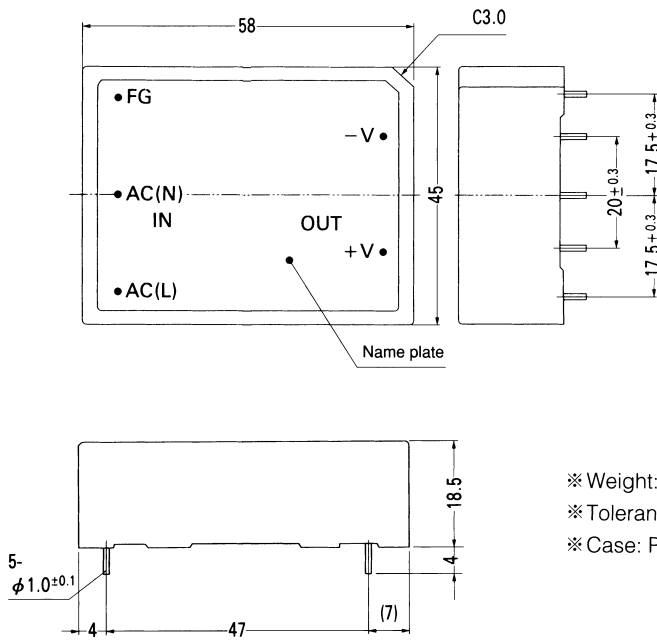
MODEL	YS1005A	YS1012A
MAX OUTPUT WATTAGE[W]	10.0	10.8
DC OUTPUT	5V 2.0A	12V 0.9A

**SPECIFICATIONS**

	MODEL	YS1005A	YS1012A	
INPUT	VOLTAGE[V]	AC85 - 132 1 φ or DC110 - 170		
	CURRENT[A]	ACIN 100V	0.3typ (Io=100%)	
	FREQUENCY[Hz]	47 - 440 or DC		
	EFFICIENCY[%]	ACIN 100V	73typ (Io=100%)	75typ (Io=100%)
	INRUSH CURRENT[A]	ACIN 100V	15typ (Io=100%)	
OUTPUT	VOLTAGE[V]	5	12	
	CURRENT[A]	2	0.9	
	LINE REGULATION[mV]	20max	48max	
	LOAD REGULATION[mV]	40max	100max	
	RIPPLE[mVp-p]	*1 80max	120max	
	RIPPLE NOISE[mVp-p]	*1 120max	150max	
	TEMPERATURE REGULATION[mV]	0 to +55°C	50max	150max
	START-UP TIME[ms]	200max (ACIN 85V, Io=100%)		
	OUTPUT VOLTAGE ADJUSTMENT RANGE[V]	Fixed		
OUTPUT VOLTAGE SETTING[%]	±5max (Rated input/output, Ta=25°C)			
HOLD-UP TIME[ms]	10typ (ACIN 85V, Io=100%)			
PROTECTION CIRCUIT	OVERCURRENT PROTECTION	Works over 105% of rating and recovers automatically		
ISOLATION	INPUT-FG, OUTPUT	AC2,000V 1minute. Cutoff current = 10mA, DC500V 50MΩmin (At Room Temperature)		
	OUTPUT-FG	AC500V 1minute. Cutoff current = 100mA, DC500V 50MΩmin (At Room Temperature)		
ENVIRONMENT	OPERATING TEMP.,HUMID.AND ALTITUDE	-10 to +70°C, 20 - 95%RH (Non condensing) (Refer to DERATING CURVE), 3,000m (10,000feet) max		
	STORAGE TEMP.,HUMID.AND ALTITUDE	-20 to +75°C, 20 - 95%RH (Non condensing), 9,000m (30,000feet) max		
	VIBRATION	10 - 55Hz, 98.0m/s <sup>2</sup> (10G), 3minutes period, 30minutes each along X, Y and Z axis		
	IMPACT	490.3m/s <sup>2</sup> (50G), 11ms, once each X, Y and Z axis		
SAFETY AND NOISE REGULATIONS	AGENCY APPROVALS	UL60950-1, C-UL		
	CONDUCTED NOISE	Complies with FCC-B		

\*1 Measured by 20MHz oscilloscope.  
\* Parallel operation with other model is not possible.

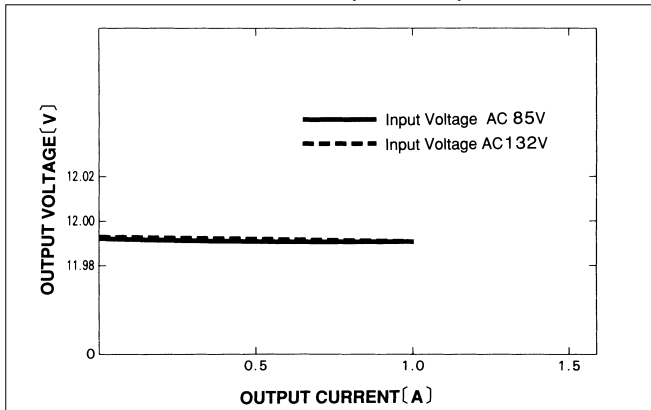
External view



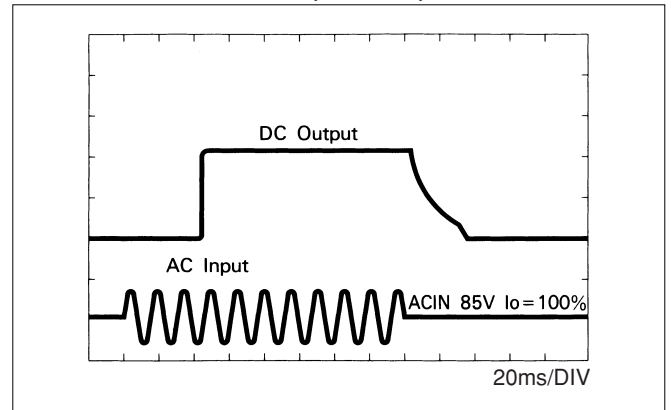
- ※ Weight: 75g or less
- ※ Tolerance: ±0.5
- ※ Case: PBT

Performance data

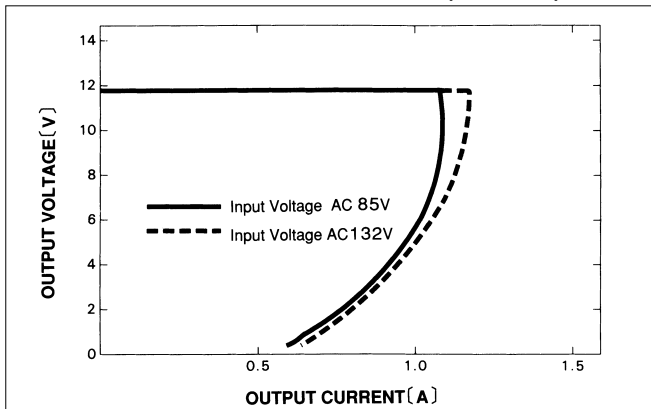
■ STATIC CHARACTERISTICS (YS1012A)



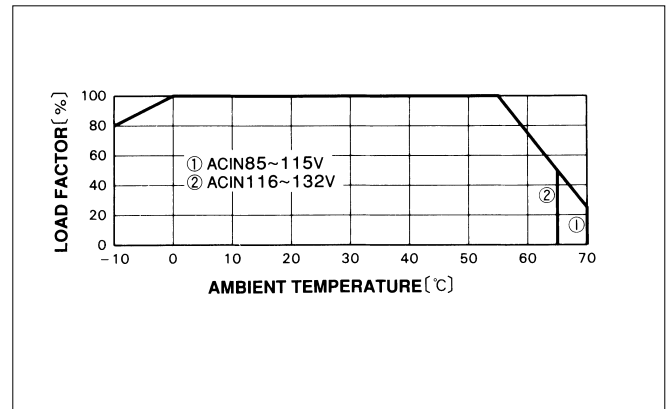
■ RISE TIME & FALL TIME (YS1012A)



■ OVERCURRENT CHARACTERISTICS (YS1012A)



■ DERATING CURVE



# YS15

Y S 15 05A

① ② ③ ④

**RoHS**

- ① Series name
- ② Single output
- ③ Output wattage
- ④ Output voltage



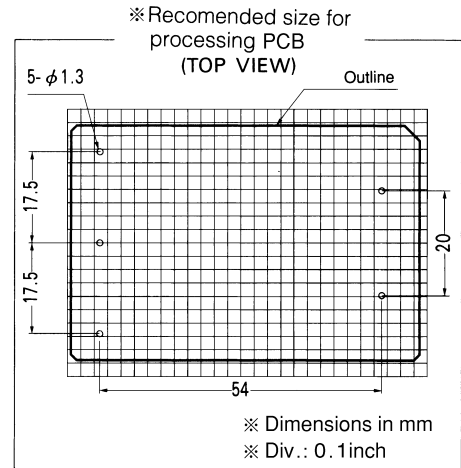
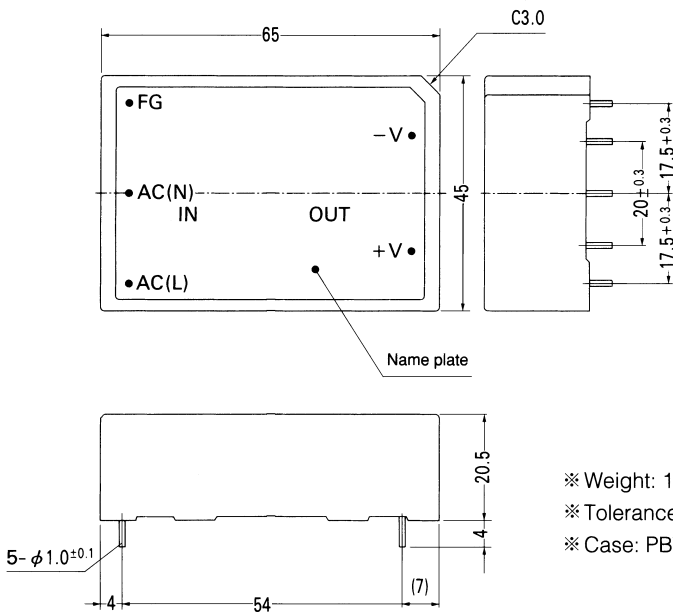
MODEL	YS1505A	YS1512A
MAX OUTPUT WATTAGE[W]	15.0	15.6
DC OUTPUT	5V 3.0A	12V 1.3A

## SPECIFICATIONS

	MODEL	YS1505A	YS1512A	
INPUT	VOLTAGE[V]	AC85 - 132 1 $\phi$ or DC110 - 170		
	CURRENT[A]	ACIN 100V	0.4typ (Io=100%)	
	FREQUENCY[Hz]	47 - 440 or DC		
	EFFICIENCY[%]	ACIN 100V	75typ (Io=100%)	78typ (Io=100%)
	INRUSH CURRENT[A]	ACIN 100V	25typ (Io=100%)	
OUTPUT	VOLTAGE[V]	5	12	
	CURRENT[A]	3	1.3	
	LINE REGULATION[mV]	20max	48max	
	LOAD REGULATION[mV]	40max	100max	
	RIPPLE[mVp-p]	*1 80max	120max	
	RIPPLE NOISE[mVp-p]	*1 120max	150max	
	TEMPERATURE REGULATION[mV]	0 to +55 $^{\circ}$ C	50max	150max
	START-UP TIME[ms]	200max (ACIN 85V, Io=100%)		
	OUTPUT VOLTAGE ADJUSTMENT RANGE[V]	Fixed		
OUTPUT VOLTAGE SETTING[%]	$\pm$ 5max (Rated input/output, Ta=25 $^{\circ}$ C)			
HOLD-UP TIME[ms]	10typ (ACIN 85V, Io=100%)			
PROTECTION CIRCUIT	OVERCURRENT PROTECTION	Works over 105% of rating and recovers automatically		
ISOLATION	INPUT-FG, OUTPUT	AC2,000V 1minute. Cutoff current = 10mA, DC500V 50M $\Omega$ min (At Room Temperature)		
	OUTPUT-FG	AC500V 1minute. Cutoff current = 100mA, DC500V 50M $\Omega$ min (At Room Temperature)		
ENVIRONMENT	OPERATING TEMP.,HUMID.AND ALTITUDE	-10 to +70 $^{\circ}$ C, 20 - 95%RH (Non condensing) (Refer to DERATING CURVE), 3,000m (10,000feet) max		
	STORAGE TEMP.,HUMID.AND ALTITUDE	-20 to +75 $^{\circ}$ C, 20 - 95%RH (Non condensing), 9,000m (30,000feet) max		
	VIBRATION	10 - 55Hz, 98.0m/s <sup>2</sup> (10G), 3minutes period, 30minutes each along X, Y and Z axis		
	IMPACT	490.3m/s <sup>2</sup> (50G), 11ms, once each X, Y and Z axis		
SAFETY AND NOISE REGULATIONS	AGENCY APPROVALS	UL60950-1, C-UL		
	CONDUCTED NOISE	Complies with FCC-B		

\*1 Measured by 20MHz oscilloscope.  
\* Parallel operation with other model is not possible.

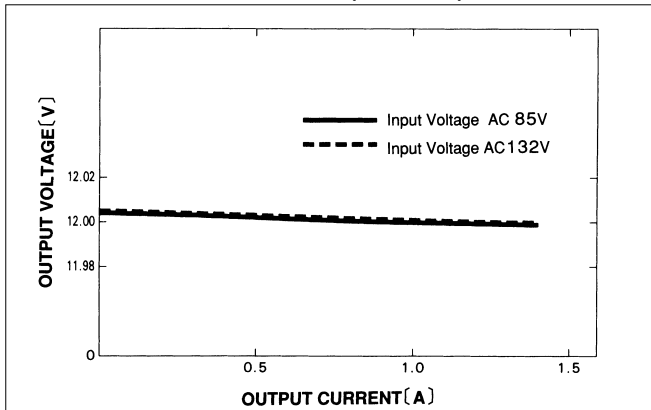
External view



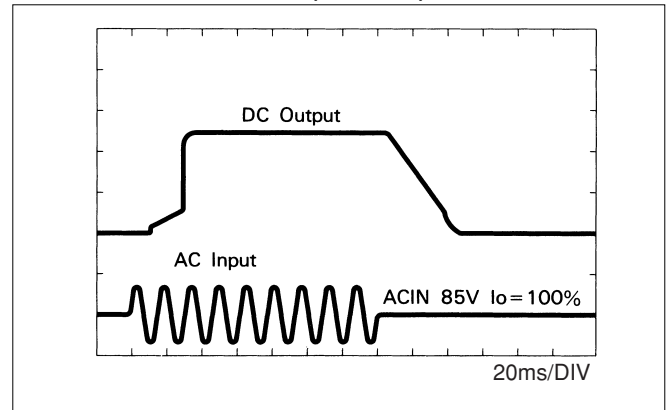
- ※ Weight: 100g or less
- ※ Tolerance: ±0.5
- ※ Case: PBT

Performance data

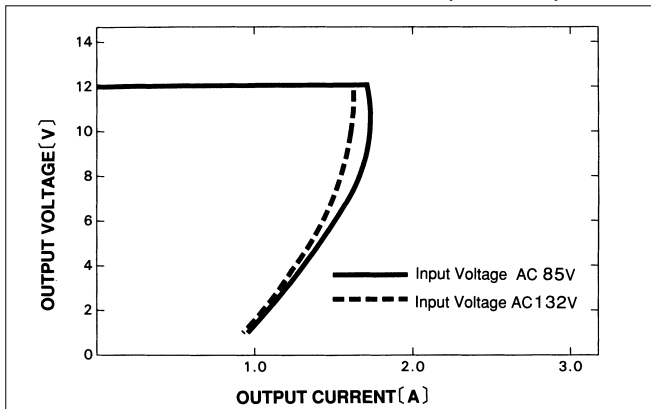
■ STATIC CHARACTERISTICS (YS1512A)



■ RISE TIME & FALL TIME (YS1512A)



■ OVERCURRENT CHARACTERISTICS (YS1512A)



■ DERATING CURVE

