


Flush-type connector - SACC-DSIV-FS-8CON-L90 SCO - 1436974

Please be informed that the data shown in this PDF Document is generated from our Online Catalog. Please find the complete data in the user's documentation. Our General Terms of Use for Downloads are valid (<http://download.phoenixcontact.com>)



Sensor/actuator flush-type connector, socket, 8-pos., M12 SPEEDCON, A-coded, rear/screw mounting with M12 thread, with polarity protection, with angled solder connection

Key commercial data

Packing unit	0
Minimum order quantity	10
Catalog page	Page 30 (PC-2009)
GTIN	 4 046356 438544
Custom tariff number	85366990
Country of origin	GERMANY

Technical data

General data

Rated current at 40°C	2 A
Rated voltage	30 V
Number of positions	8
Volume resistance	≤ 3 mΩ
Insulation resistance	≥ 100 MΩ
Ambient temperature (operation)	-25 °C ... 85 °C (Male connector / female connector)

General characteristics

Coding	A - standard
Surge voltage category	II
Pollution degree	3
Degree of protection	IP67
Contact material	CuZn
Contact surface material	Au
Contact carrier material	PA 66
Material, knurls	Zinc die-cast, nickel-plated
Sealing material	NBR
Mounting type	Rear mounting M12 x 1 With flat nut
Connection method	Solder pins

Flush-type connector - SACC-DSIV-FS-8CON-L90 SCO - 1436974

Technical data

General characteristics

Status display	No
----------------	----

Classifications

eclass

eCl@ss 4.0	27250313
eCl@ss 4.1	27250313
eCl@ss 5.0	27143423
eCl@ss 5.1	27143423
eCl@ss 6.0	27143423
eCl@ss 7.0	27449001

etim

ETIM 3.0	EC002061
ETIM 4.0	EC002061

unspsc

UNSPSC 6.01	31251501
UNSPSC 7.0901	31251501
UNSPSC 11	31251501
UNSPSC 12.01	31251501
UNSPSC 13.2	31251501

Approvals

Approvals


Approvals

UL Recognized

Ex Approvals

Approvals submitted

Approval details

UL Recognized 	
mm ² /AWG/kcmil	26-2

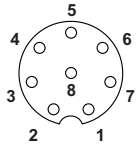
Flush-type connector - SACC-DSIV-FS-8CON-L90 SCO - 1436974

Approvals

Nominal current I _N	2 A
Nominal voltage U _N	30 V

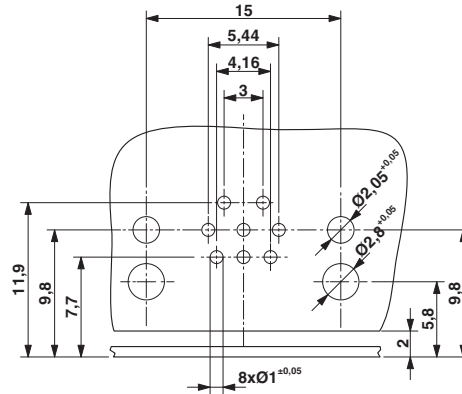
Drawings

Schematic diagram



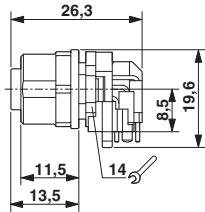
Pin assignment M12 socket, 8-pos., A-coded, view female side

Drilling diagram



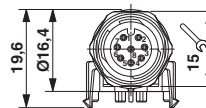
Drilling diagram

Dimensioned drawing



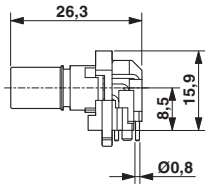
M12 flush-type connector, socket, side view

Dimensioned drawing



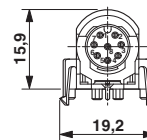
M12 flush-type connector, socket, front view

Dimensioned drawing



M12 flush-type connector, socket, contact carrier, side view

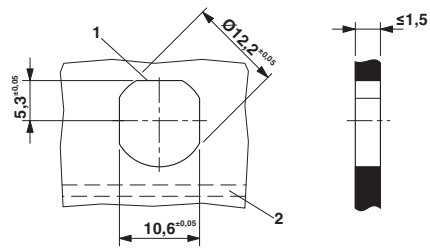
Dimensioned drawing



M12 flush-type connector, socket, contact carrier, front view

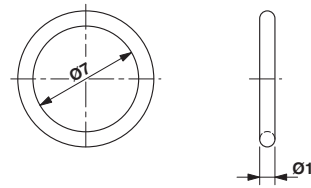
Flush-type connector - SACC-DSIV-FS-8CON-L90 SCO - 1436974

Dimensioned drawing



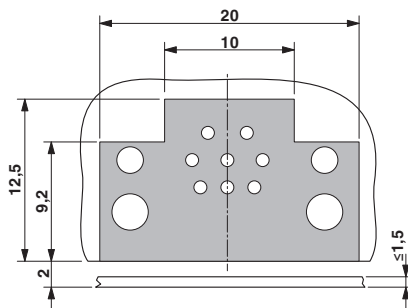
Housing cutout for M12 fastening thread, mounting panel with feed-through hole (alternative with surface as protection against rotation)

Dimensioned drawing



Optionally with O-ring (green) for tight seal when plugged in.
- the axial mating force of 80 N per connector may not be exceeded when using with assembled O-ring!
- Avoid radial forces!

Dimensioned drawing



Locked area on the PCB