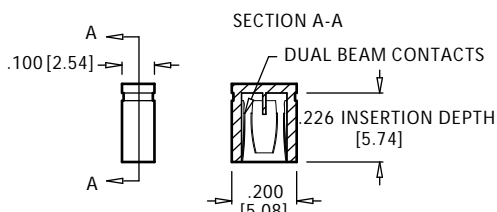



# .100" [2.54mm] X .100", .025" SQUARE POST HEADER

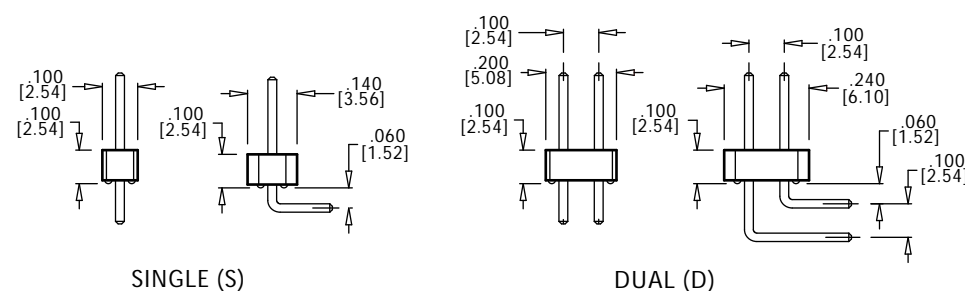
## JUMPER



PART NUMBER:  
 STC02SYAN (TIN PLATE)  
 SPC02SYAN (GOLD FLASH)  
 SSC02SYAN (GOLD PLATE)



## READOUT



### FEATURES

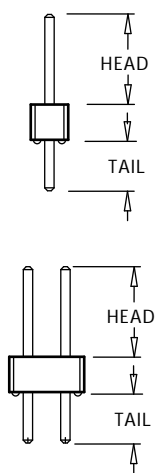
- \* 3 amp current rating
- \* UL Flammability Rating: 94V-O
- \* Insulator: Black Thermoplastic Polyester
- \* Contact Material: Copper Alloy
- \* Consult Factory for availability of .100" x .100" Receptacles

## TERMINATION TYPE

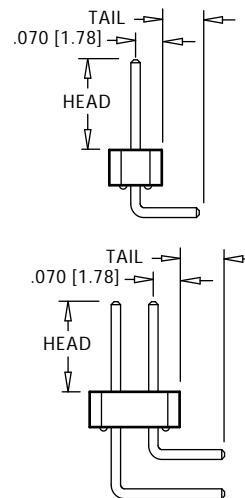
For more detailed information please request our separate Headers Catalog.

P/N CODE	HEAD DIMENSIONS	TAIL DIMENSIONS
AA	.230 [5.84]	.120 [3.05]
AB	.230 [5.84]	.230 [5.84]
AC	.230 [5.84]	.320 [8.13]
AD	.230 [5.84]	.420 [10.67]
AE	.230 [5.84]	.520 [13.21]
AF	.230 [5.84]	.620 [15.75]
AG	.230 [5.84]	.720 [18.29]
AH	.230 [5.84]	.820 [20.83]
FA	.318 [8.08]	.120 [3.05]
FB	.318 [8.08]	.220 [5.59]
FC	.318 [8.08]	.320 [8.13]
FD	.318 [8.08]	.420 [10.67]
FE	.318 [8.08]	.520 [13.21]
ZA	.120 [3.05]	.120 [3.05]
ZC	.120 [3.05]	.260 [6.60]
ZD	.120 [3.05]	.610 [15.49]

### RIGHT ANGLE BEND



P/N CODE	HEAD DIMENSIONS	TAIL DIMENSIONS
BA	.230 [5.84]	.100 [3.05]
BB	.230 [5.84]	.200 [5.84]
BC	.230 [5.84]	.300 [8.13]
BD	.230 [5.84]	.400 [10.67]
BE	.230 [5.84]	.500 [13.21]
BF**	.230 [5.84]	.600 [15.75]
BG**	.230 [5.84]	.700 [18.29]
GA	.318 [8.08]	.100 [3.05]
GB	.318 [8.08]	.200 [5.59]
GC**	.318 [8.08]	.300 [8.13]
GD**	.318 [8.08]	.400 [10.67]



\*\* Consult factory for availability in dual readout.

# .100" [2.54mm] X .100", .025" SQUARE POST HEADER

## PART NUMBER CODING

**SERIES**  
P = .025" [.64 mm] Sq. Post Header

**CONTACT FINISH**  
**Head**  
Z = .000010" Gold      Tail      Underplate  
X = .000030" Gold      .000100" Tin      .000050" Nickel  
G = .000010" Gold      .000005" Gold      .000050" Nickel\*\*  
Y = .000030" Gold      .000005" Gold      .000050" Nickel\*\*  
T = .000100" Tin      .000100" Tin      .000050" Nickel

**CONTACT CENTERS**  
C = .100" [2.54mm]

**NUMBER OF POSITIONS**  
01 Thru 36  
(eg. 32 Dual = 64 Contacts)

**MODIFICATIONS**  
(Consult Factory)  
Omit for Standard

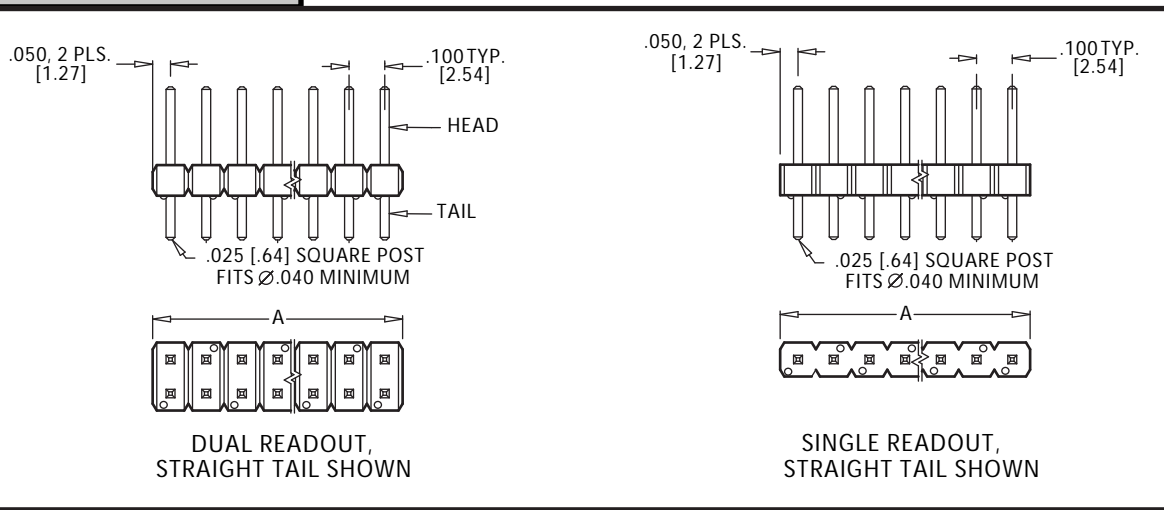
**MOUNTING STYLE**  
N = No Mounting  
R = Retent Lead  
(Consult Factory)

**TERMINATION TYPE (Opposite Page)**  
AA, AB, AC, AD, AE, AF, AG, AH  
FA, FB, FC, FD, FE,  
BA, BB, BC, BD, BE, BF,  
GA, GB, GC, GD, ZA, ZC, ZD

**READOUT (Opposite Page)**  
S = Single  
D = Dual

## DIMENSIONS

Dimensions in [ ] are in millimeters, all others in inches.



PART NUMBER*	NUMBER OF CONTACTS SINGLE/DUAL	OVERALL LENGTH A
PZC01 __ N	1/2	0.100 [2.54]
PZC02 __ N	2/4	0.200 [5.08]
PZC03 __ N	3/6	0.300 [7.62]
PZC04 __ N	4/8	0.400 [10.16]
PZC05 __ N	5/10	0.500 [12.70]
PZC06 __ N	6/12	0.600 [15.24]
PZC07 __ N	7/14	0.700 [17.78]
PZC08 __ N	8/16	0.800 [20.32]
PZC09 __ N	9/18	0.900 [22.86]
PZC10 __ N	10/20	1.000 [25.40]
PZC11 __ N	11/22	1.100 [27.94]
PZC12 __ N	12/24	1.200 [30.48]
PZC13 __ N	13/26	1.300 [33.02]
PZC14 __ N	14/28	1.400 [35.56]
PZC15 __ N	15/30	1.500 [38.10]
PZC16 __ N	16/32	1.600 [40.64]
PZC17 __ N	17/34	1.700 [43.18]
PZC18 __ N	18/36	1.800 [45.72]

PART NUMBER*	NUMBER OF CONTACTS SINGLE/DUAL	OVERALL LENGTH A
PZC19 __ N	19/38	1.900 [48.26]
PZC20 __ N	20/40	2.000 [50.80]
PZC21 __ N	21/42	2.100 [53.34]
PZC22 __ N	22/44	2.200 [55.88]
PZC23 __ N	23/46	2.300 [58.42]
PZC24 __ N	24/48	2.400 [60.96]
PZC25 __ N	25/50	2.500 [63.50]
PZC26 __ N	26/52	2.600 [66.04]
PZC27 __ N	27/54	2.700 [68.58]
PZC28 __ N	28/56	2.800 [71.12]
PZC29 __ N	29/58	2.900 [73.66]
PZC30 __ N	30/60	3.000 [76.20]
PZC31 __ N	31/62	3.100 [78.74]
PZC32 __ N	32/64	3.200 [81.28]
PZC33 __ N	33/66	3.300 [83.82]
PZC34 __ N	34/68	3.400 [86.36]
PZC35 __ N	35/70	3.500 [88.90]
PZC36 __ N	36/72	3.600 [91.44]

\* For complete part number add readout and termination type from Part Number Coding (e.g. PZC36DAAN).

\*\* Consult Factory