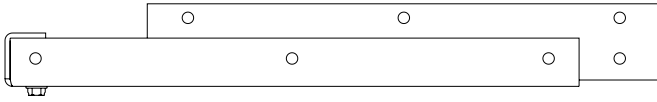


PART No. CWHD12


for more information visit
www.hammfg.com

Data subject to change without notice

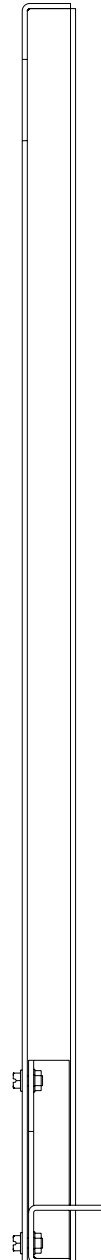
Isometric drawing Not to Scale




TOP VIEW



FRONT VIEW



SIDE VIEW



ISOMETRIC VIEW