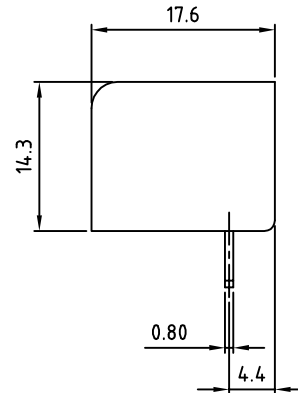
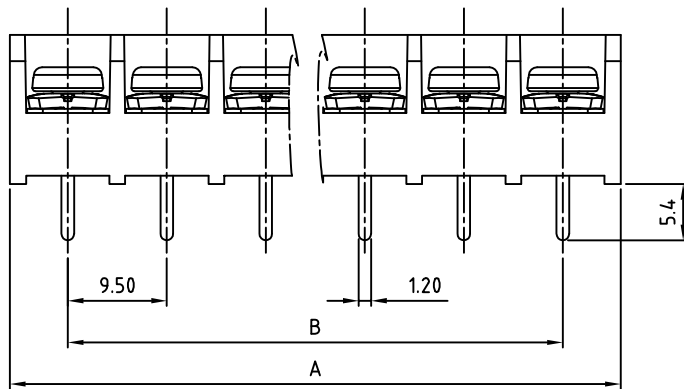
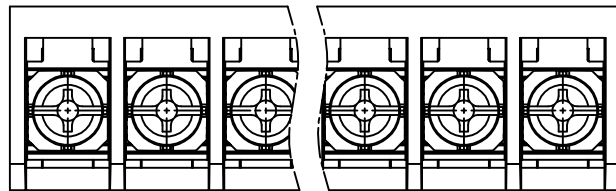


SIGN	DATE	DESCRIPTION	APPROVER

THIS IS CAD DRAWING, DO NOT REVISE MANUALLY!!!



MATERIALS ELECTRICAL
 RATED VOLTAGE & CURRENT: 300 V, 30 A
 WITHSTANDING VOLTAGE: AC 2000 V/Min
 INSULATION RESISTANCE: >1000 MΩ @DC 500 V
 TEMPERATURE RANGE: -40 °C ±105 °C
 SCREW TORQUE VALUE: 10.54 Lb-In.
 WIRE RANGE: 22 - 10 (str/sol) AWG
 1) MOLDED PARTS: POLYIMIDE 66, UL 94 V-0 BLACK
 2) TERMINAL: BRASS, 0.8t, Tin PLATED
 3) TERMINAL SCREWS: STEEL, Ni PLATED, M3.5

● Safety Approval: us

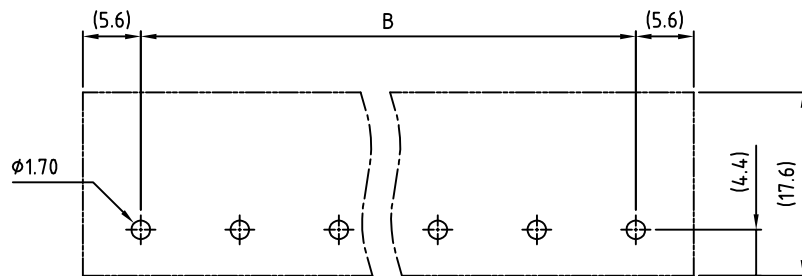
RoHS Compliant

PART NO.:

OSTYK441XX030

No. of Poles

- 02: 2 Poles
- 03: 3 Poles
- 04: 4 Poles
- ⋮
- 30: 30 Poles



PCB Layout

POLE	2	3	4	5	6	7	8	9	10	11	12	13	14	15	16
A	20.50	30.00	39.50	49.00	58.50	68.00	77.50	87.00	96.50	106.00	115.50	125.00	134.50	144.00	153.50
B	9.50	19.00	28.50	38.00	47.50	57.00	66.50	76.00	85.50	95.00	104.50	114.00	123.50	133.00	142.50
TOL	±0.20			±0.30				±0.40							
POLE	17	18	19	20	21	22	23	24	25	26	27	28	29	30	
A	163.00	172.50	182.00	191.50	201.00	210.50	220.00	229.50	239.00	248.50	258.00	267.50	277.00	286.50	
B	152.00	161.50	171.00	180.50	190.00	199.50	209.00	218.50	228.00	237.50	247.00	256.50	266.00	275.50	
TOL	±0.60						±0.80								

THESE DRAWINGS AND SPECIFICATIONS ARE THE PROPERTY OF ON-SHORE TECHNOLOGY, INC. AND SHALL NOT BE REPRODUCED, COPIED OR USED IN ANY MANNER WITHOUT THE PRIOR WRITTEN CONSENT OF ON-SHORE TECHNOLOGY, INC.

OST ON-SHORE TECHNOLOGY, INC.

TITLE	OSTYK-441 Series, 9.5mm, Tri-Barrier							
PART NO.	OSTYK441XX030			DWG NO.	OSTYK441XX030.DWG			
APPROVED	CHECKED	DESIGNED	DRAWN	CUST NO.	Tolerance			
Shi Jun 2006.11.07	Seamus 2006.11.06	Steady 2006.10.20	Steady 2006.10.20		UNIT: mm	X.	±0.50	
					SCALE: NONE	X.X	±0.30	
					SHEET: 01/01	REV: E	X.XX	±0.10
						X°	±1°	