





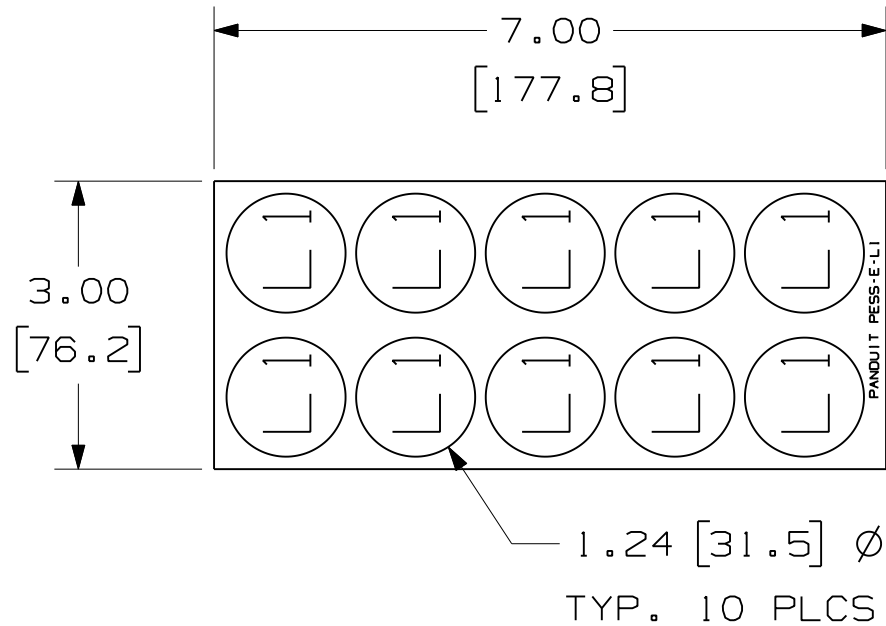


| PART NO. | COLOR: BACKGROUND/P RINT | SYMBOL  |
|-----------|--------------------------------|---|
| PESS-E-L1 | BLACK/WHITE |  |
| PESS-E-L2 | BLACK/WHITE |  |
| PESS-E-L3 | BLACK/WHITE |  |
| PESS-E-CE | WHITE/BLACK |  |
| PESS-E-ES | WHITE/BLACK |  |

THIS COPY IS PROVIDED ON A RESTRICTED BASIS AND IS NOT TO BE USED IN ANY WAY DETRIMENTAL TO THE INTERESTS OF PANDUIT CORP.



NOTES:

1. MILLIMETERS ARE IN [].
2. 10 MARKERS PER CARD.
3. 10 CARDS PER PACKAGE.

| CAD FILENAME/LAYERS | | | | | | | | | | | | | |
|--|----------|-----|-----|-----------------------------------|------|---|------|-----|-----|-----------------|---|-----------------------|----------|
| 100318RC-DC-C10715/05B | | | | | | | | | | | | | |
| PANDUIT CORP. TINLEY PARK, ILLINOIS | | | | | | | | | | | | | |
| CUSTOMER DRAWING PESS-E- * CONDUCTOR IDENTIFICATION LABELS | | | | | | | | | | | | | |
| UNLESS OTHERWISE SPECIFIED, DIMENSIONAL TOLERANCES ARE: (.X) ± .1 (XXX) ± .025 (.XX) ± .050 ANGLES ± 5° | | | | | | UNLESS OTHERWISE SPECIFIED, ALL DIMENSIONS ARE GIVEN IN INCHES, THIRD ANGLE PROJECTION. | | | | | | | |
| 1 | 11/17/11 | RVU | | UPDATE TABLE WITH BETTER SYMBOLS. | 6561 | R | | | | DRAWN BY RVU | MAT'L: GMYOL LAMINATED POLYESTER | SCALE NTS | |
| 0 | 11/16/07 | RVU | | DRAWING RELEASE | 5479 | R | | | | DATE 7/11/07 | | DRAWING NO. C10717 | DWG A |
| REV | DATE | BY | CHK | DESCRIPTION | ECN | R | CUST | SUP | CHK | | | | SIZE |