

915 MHz External Whip Antenna



AEACAQ190012-S915



190.0 x Ø12.9 mm
RoHS/RoHS II Compliant

MSL = N/A: NOT APPLICABLE

FEATURES

- Gain of 3.5dBi
- 10W input power
- VSWR \leq 2.5
- 915 MHz bandwidth
- 190 x 12.9 mm form factor

APPLICATIONS

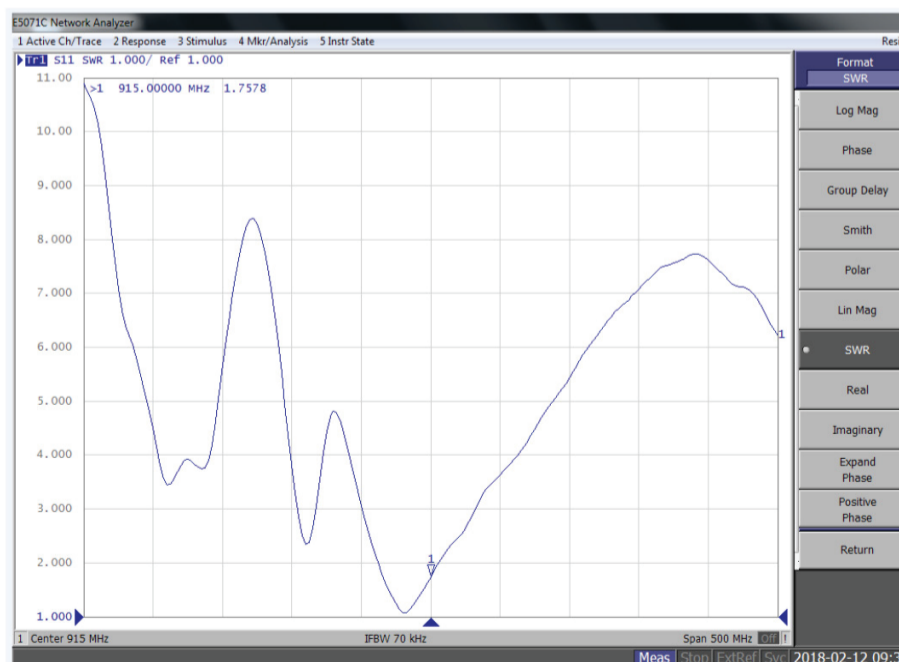
- LPWA
- LoRA
- Sigfox
- ISM Applications
- Remote monitoring
- Network devices
- Smart buildings
- Smart cities
- M2M
- Agriculture / Environment
- Consumer tracking

ELECTRICAL SPECIFICATIONS

Parameters	Min.	Typ.	Max.	Units	Note
Frequency Range		915		MHz	
Bandwidth		CF \pm 8MHz			
VSWR			2.5		
Polarization Model	Linear				
Impedance		50		Ω	
Gain		3.5		dBi	
Operating Temperature	-40		+85	$^{\circ}$ C	
Input Power			10	W	

RETURN - LOSS CHARACTERISTICS

S11 Return-Loss



915 MHz External Whip Antenna



AEACAQ190012-S915



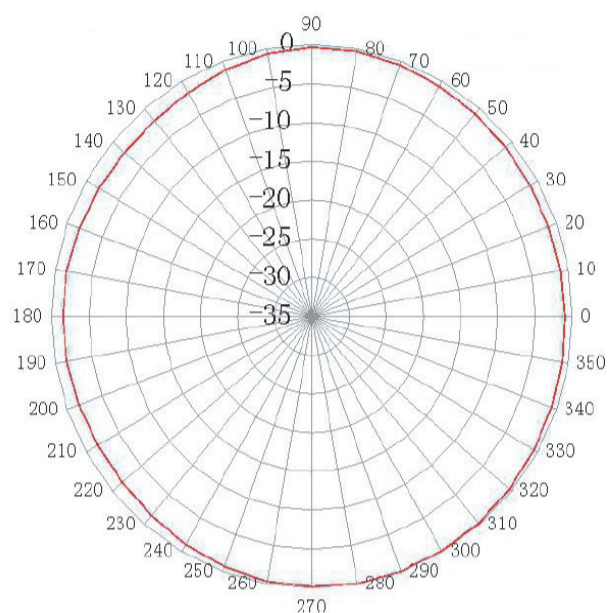
190.0 x Ø12.9 mm
RoHS/RoHS II Compliant

MSL = N/A: NOT APPLICABLE

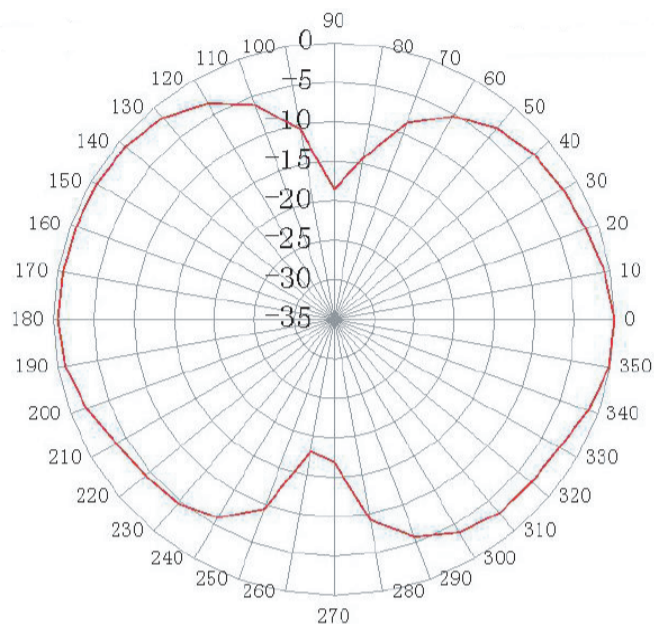
RADIATION PATTERNS

Antenna 2D Patterns

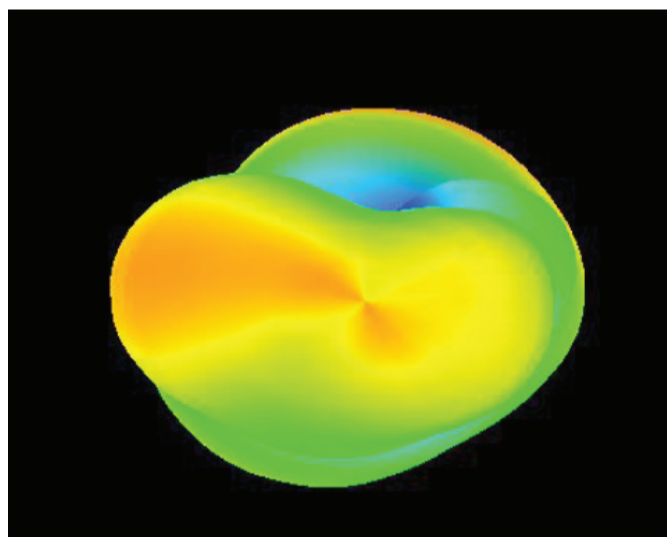
Horizontal Plane



Vertical Plane



Antenna 3D Pattern 915 MHz



Frequency (MHz)	915
Peak Gain (dBi)	3.50
Efficiency (%)	66

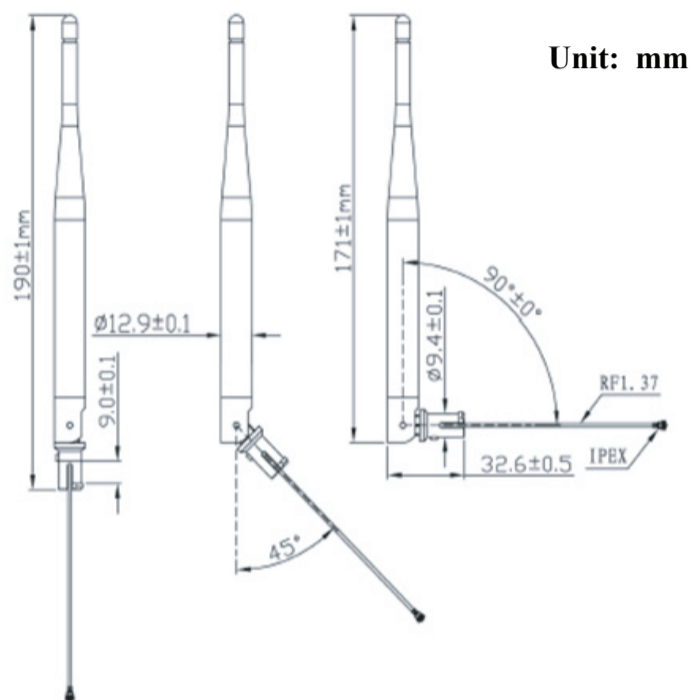
915 MHz External Whip Antenna



AEACAQ190012-S915

Pb | 190.0 x Ø12.9 mm
RoHS/RoHS II Compliant
 MSL = N/A: NOT APPLICABLE

DIMENSIONS



Parameters	Description
Cable Length	10.0 cm
RF Cable	RG178/RF1.37 or others
RF Connector	IPEX or others
Mounting Type	Knuckle

PACKAGING:

Each 495 x 225 x 270 mm size carton includes 500 pcs antenna, 13kgs/carton.

