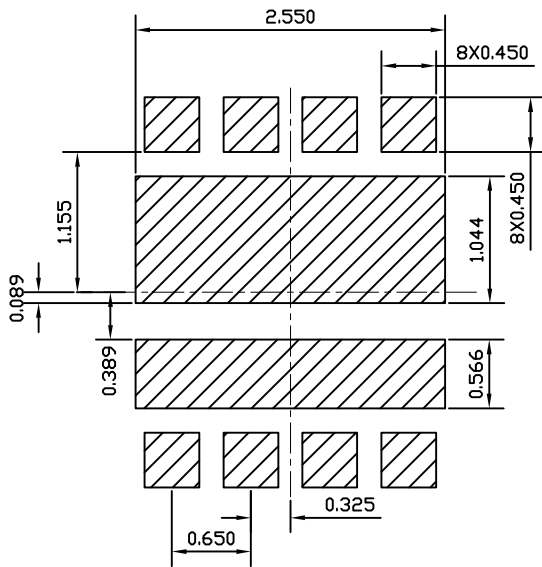
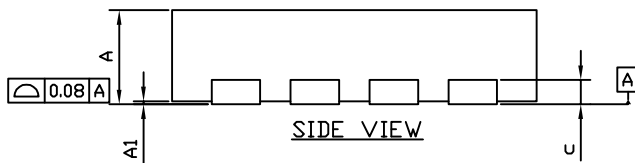
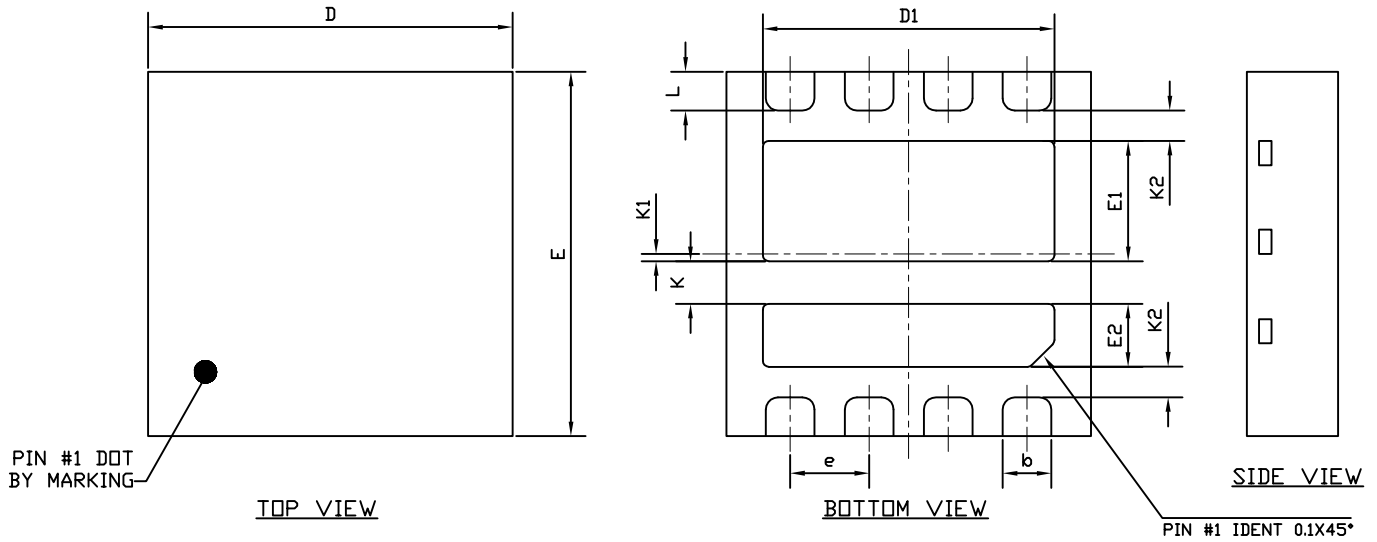




DFN3x3A_8L_EP2_S PACKAGE OUTLINE



RECOMMENDED LAND PATTERN

SYMBOLS	DIMENSIONS IN MILLIMETERS			DIMENSIONS IN INCHES		
	MIN	NOM	MAX	MIN	NOM	MAX
A	0.70	0.75	0.80	0.028	0.030	0.032
A1	0.00	---	0.05	0.000	---	0.002
c	0.203 REF.			0.008 REF.		
b	0.35	0.40	0.45	0.014	0.016	0.018
D	2.90	3.00	3.10	0.114	0.118	0.122
D1	2.30	2.40	2.50	0.090	0.094	0.098
E	2.90	3.00	3.10	0.114	0.118	0.122
E1	0.89	0.99	1.09	0.035	0.039	0.043
E2	0.42	0.52	0.62	0.016	0.020	0.024
e	0.65 BSC			0.026 BSC		
L	0.27	0.32	0.37	0.011	0.013	0.015
K	0.35 REF.			0.014 REF.		
K1	0.06 REF.			0.002 REF.		
K2	0.25 REF.			0.010 REF.		

NOTE:
1. CONTROLLING DIMENSION IS MILLIMETER.
CONVERTED INCH DIMENSIONS ARE NOT NECESSARILY EXACT.