

# Flush-type connector - SACC-DSIV-MS-8CON-L90 SH SCO - 1437012

Please be informed that the data shown in this PDF Document is generated from our Online Catalog. Please find the complete data in the user's documentation. Our General Terms of Use for Downloads are valid (<http://phoenixcontact.com/download>)



Sensor/actuator flush-type connector, connector, 8-pos., M12 SPEEDCON, A-coded, shielded, rear/screw mounting with M12 thread, with polarity protection, with angled solder connection



## Key Commercial Data

Packing unit	10 STK
GTIN	
GTIN	4046356438582

## Technical data

### Ambient conditions

Ambient temperature (operation)	-25 °C ... 85 °C (Plug / socket)
Degree of protection	IP67

### General

Rated current at 40°C	2 A
Rated voltage	30 V
Number of positions	8
Insulation resistance	≥ 100 MΩ
Coding	A - standard
Status display	No
Overvoltage category	II
Degree of pollution	3
Connection method	Solder pins
Mounting type	Rear mounting M12 x 1

### Material

Flammability rating according to UL 94	V0
Contact material	CuZn
Contact surface material	Au

# Flush-type connector - SACC-DSIV-MS-8CON-L90 SH SCO - 1437012

## Technical data

### Material

Contact carrier material	PA 6.6
Material, knurls	Zinc die-cast, nickel-plated
Sealing material	NBR

### Standards and Regulations

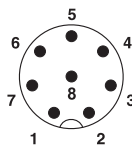
Flammability rating according to UL 94	V0
--	----

### Environmental Product Compliance

REACH SVHC	Lead 7439-92-1
China RoHS	Environmentally Friendly Use Period = 50
	For details about hazardous substances go to tab "Downloads", Category "Manufacturer's declaration"

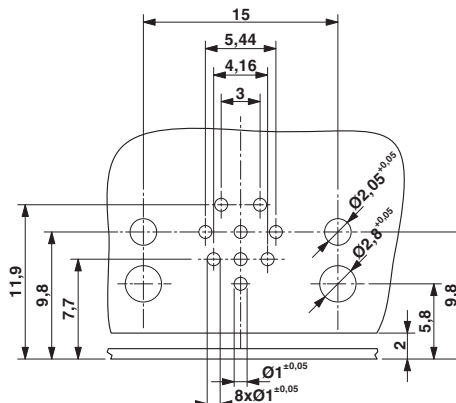
## Drawings

Schematic diagram



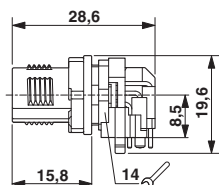
Pin assignment M12 plug, 8-pos., A-coded, view plug side

Drilling diagram



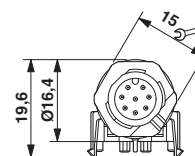
Drilling diagram

Dimensional drawing



M12 flush-type connector, connector, side view

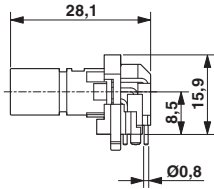
Dimensional drawing



M12 flush-type connector, connector, front view

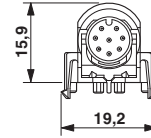
# Flush-type connector - SACC-DSIV-MS-8CON-L90 SH SCO - 1437012

Dimensional drawing



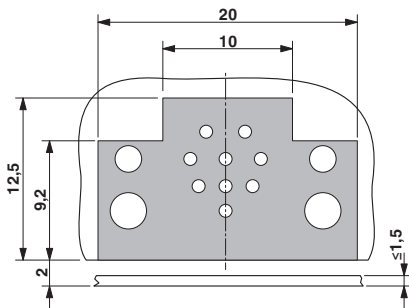
M12 flush-type connector, plug, contact carrier, side view

Dimensional drawing



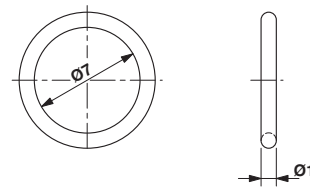
M12 flush-type connector, plug, contact carrier, front view

Dimensional drawing



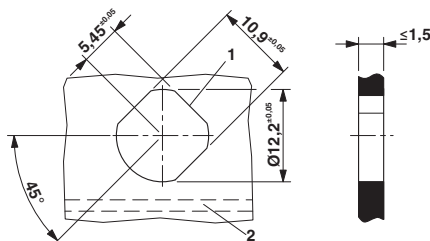
Locked area on the PCB

Dimensional drawing



Optionally with O-ring (green) for tight seal when plugged in.  
 - the axial mating force of 80 N per connector may not be exceeded when using with assembled O-ring!  
 - Avoid radial forces!

Dimensional drawing



Panel cutout, view from front in case of horizontal PCB (2). The 3rd flat area is optional (1).

## Approvals

Approvals

---

Approvals

UL Recognized / EAC

---


Ex Approvals

---

# Flush-type connector - SACC-DSIV-MS-8CON-L90 SH SCO - 1437012

## Approvals

### Approval details

UL Recognized		<a href="http://database.ul.com/cgi-bin/XYV/template/LISEXT/1FRAME/index.htm">http://database.ul.com/cgi-bin/XYV/template/LISEXT/1FRAME/index.htm</a>	FILE E 118976
Nominal voltage UN		30 V	
Nominal current IN		2 A	
mm <sup>2</sup> /AWG/kcmil		24	

EAC		B.01742
-----	---	---------

Phoenix Contact 2018 © - all rights reserved  
<http://www.phoenixcontact.com>

PHOENIX CONTACT GmbH & Co. KG  
Flachsmarktstr. 8  
32825 Blomberg  
Germany  
Tel. +49 5235 300  
Fax +49 5235 3 41200  
<http://www.phoenixcontact.com>