

Bolt connection terminal block - RSC 4 - 3058127

Please be informed that the data shown in this PDF Document is generated from our Online Catalog. Please find the complete data in the user's documentation. Our General Terms of Use for Downloads are valid (<http://phoenixcontact.com/download>)



Feed-through terminal block with bolt connection method, cross section: 0.1 - 6 mm², AWG: 26 - 10, width 9 mm, color: gray

Why buy this product

- ✓ Large-surface, consistent external and center labeling
- ✓ Mounting on standard DIN rails or directly in control boxes
- ✓ Compact screw connection of ring and fork-type cable lugs
- ✓ Screw nuts and current bars are latched in the insulating housing and cannot be removed
- ✓ Cover profile that can be snapped directly onto the terminal blocks provides touch-proof protection
- ✓ The isolator bridge bar supports switchable cross connections; the bridge screw therefore has the function of a live contact
- ✓ Bridge shaft for potential distribution using standard screw bridges

Key Commercial Data

Packing unit	50 STK
GTIN	
GTIN	4046356500289

Technical data

General

Number of levels	1
Number of connections	2
Potentials	1
Nominal cross section	4 mm ²
Color	gray
Insulating material	PA
Flammability rating according to UL 94	V0
Rated surge voltage	8 kV
Degree of pollution	3

Bolt connection terminal block - RSC 4 - 3058127

Technical data

General

Overvoltage category	III
Insulating material group	I
Maximum power dissipation for nominal condition	1.02 W
Maximum load current	32 A
Nominal current I_N	32 A
Nominal voltage U_N	800 V
Open side panel	Yes
Result of surge voltage test	Test passed
Surge voltage test setpoint	9.8 kV
Result of power-frequency withstand voltage test	Test passed
Power frequency withstand voltage setpoint	2 kV
Result of the test for mechanical stability of terminal points (5 x conductor connection)	Test passed
Result of tight fit on support	Test passed
Tight fit on carrier	NS 35/NS 32
Setpoint	1 N
Result of voltage-drop test	Test passed
Requirements, voltage drop	≤ 3.2 mV
Result of temperature-rise test	Test passed
Short circuit stability result	Test passed
Conductor cross section short circuit testing	4 mm ²
Short-time current	0.48 kA
Result of thermal test	Test passed
Proof of thermal characteristics (needle flame) effective duration	30 s
Oscillation, broadband noise test result	Test passed
Test specification, oscillation, broadband noise	DIN EN 50155 (VDE 0115-200):2008-03
Test spectrum	Service life test category 1, class B, body mounted
Test frequency	$f_1 = 5$ Hz to $f_2 = 150$ Hz
ASD level	1.857 (m/s ²) ² /Hz
Acceleration	0,8 g
Test duration per axis	5 h
Test directions	X-, Y- and Z-axis
Shock test result	Test passed
Test specification, shock test	DIN EN 50155 (VDE 0115-200):2008-03
Shock form	Half-sine
Acceleration	5 g
Shock duration	30 ms
Number of shocks per direction	3
Test directions	X-, Y- and Z-axis (pos. and neg.)
Relative insulation material temperature index (Elec., UL 746 B)	130 °C

Bolt connection terminal block - RSC 4 - 3058127

Technical data

General

Temperature index of insulation material (DIN EN 60216-1 (VDE 0304-21))	130 °C
Static insulating material application in cold	-60 °C
Behavior in fire for rail vehicles (DIN 5510-2)	Test passed
Flame test method (DIN EN 60695-11-10)	V0
Oxygen index (DIN EN ISO 4589-2)	>32 %
NF F16-101, NF F10-102 Class I	2
NF F16-101, NF F10-102 Class F	2
Surface flammability NFPA 130 (ASTM E 162)	passed
Specific optical density of smoke NFPA 130 (ASTM E 662)	passed
Smoke gas toxicity NFPA 130 (SMP 800C)	passed
Calorimetric heat release NFPA 130 (ASTM E 1354)	28 MJ/kg
Fire protection for rail vehicles (DIN EN 45545-2) R22	HL 1 - HL 3
Fire protection for rail vehicles (DIN EN 45545-2) R23	HL 1 - HL 3
Fire protection for rail vehicles (DIN EN 45545-2) R24	HL 1 - HL 3
Fire protection for rail vehicles (DIN EN 45545-2) R26	HL 1 - HL 3

Dimensions

Width	9 mm
End cover width	2.2 mm
Length	53.3 mm
Height NS 35/7,5	47.1 mm
Height NS 35/15	54.6 mm
Height NS 32	52.1 mm
Pitch	9 mm

Connection data

Note	Connection bolts
Connection method	Bolt connection
Connection in acc. with standard	IEC 60947-7-1
Conductor cross section flexible min.	0.1 mm ²
Conductor cross section flexible max.	6 mm ²
Min. AWG conductor cross section, flexible	26
Max. AWG conductor cross section, flexible	10
Cable lug connection according to standard	DIN 46234
Min. cross section for cable lug connection	0.1 mm ²
Max. cross section for cable lug connection	6 mm ²
Hole diameter, min.	4.3 mm
Cable lug width, max.	8 mm
Bolt diameter	4 mm
Cable lug connection according to standard	DIN 46237
Min. cross section for cable lug connection	0.5 mm ²

Bolt connection terminal block - RSC 4 - 3058127

Technical data

Connection data

Max. cross section for cable lug connection	2.5 mm ²
Hole diameter, min.	4.3 mm
Cable lug width, max.	8 mm
Bolt diameter	4 mm
Screw thread	M4
Tightening torque, min	1.2 Nm
Tightening torque max	1.4 Nm

Standards and Regulations

Connection in acc. with standard	CUL
	IEC 60947-7-1
Flammability rating according to UL 94	V0
Fire protection for rail vehicles (DIN EN 45545-2) R22	HL 1 - HL 3 HL 1 - HL 3 HL 1 - HL 3 HL 1 - HL 3
Fire protection for rail vehicles (DIN EN 45545-2) R23	HL 1 - HL 3 HL 1 - HL 3 HL 1 - HL 3 HL 1 - HL 3
Fire protection for rail vehicles (DIN EN 45545-2) R24	HL 1 - HL 3 HL 1 - HL 3 HL 1 - HL 3 HL 1 - HL 3
Fire protection for rail vehicles (DIN EN 45545-2) R26	HL 1 - HL 3 HL 1 - HL 3 HL 1 - HL 3 HL 1 - HL 3

Environmental Product Compliance

China RoHS	Environmentally friendly use period: unlimited = EFUP-e
	No hazardous substances above threshold values

Drawings

Circuit diagram



Approvals

Approvals

Approvals


UL Recognized / IECCE CB Scheme / cUL Recognized / EAC / cULus Recognized


Ex Approvals


Approval details


Bolt connection terminal block - RSC 4 - 3058127

Approvals

UL Recognized		http://database.ul.com/cgi-bin/XYV/template/LISEXT/1FRAME/index.htm	FILE E 60425
	B	C	
Nominal voltage UN	600 V	600 V	
Nominal current IN	30 A	30 A	

IECEE CB Scheme		http://www.iecee.org/	DE1-46893-B1
Nominal voltage UN	800 V		
Nominal current IN	32 A		
mm ² /AWG/kcmil	0.2-4.0		

cUL Recognized		http://database.ul.com/cgi-bin/XYV/template/LISEXT/1FRAME/index.htm	FILE E 60425
	B	C	
Nominal voltage UN	600 V	600 V	
Nominal current IN	30 A	30 A	

EAC		EAC-Zulassung
-----	---	---------------

cULus Recognized		http://database.ul.com/cgi-bin/XYV/template/LISEXT/1FRAME/index.htm
------------------	---	---

Phoenix Contact 2018 © - all rights reserved
<http://www.phoenixcontact.com>

PHOENIX CONTACT GmbH & Co. KG
 Flachsmarktstr. 8
 32825 Blomberg
 Germany
 Tel. +49 5235 300
 Fax +49 5235 3 41200
<http://www.phoenixcontact.com>