

18 Watt DoE Level VI Universal Input, Wall Mount Adapter

INPUT SPECIFICATIONS

All specifications are typical at nominal input, full load.

INPUT SPECIFICATIONS

Input Voltage	AC 100 – 240VAC
Input Frequency	50 – 60Hz
Input Current	0.48A Max
Protection	Internal Primary Current Fuse Inrush Limiting



OUTPUT SPECIFICATIONS

Output Voltage	See Chart
Efficiency	DoE Level VI, Energy Star, ErP Stage 2, NRCAN, GEMS Level VI
Protection	Short Circuit Protection Over Current Protection Over Voltage Protection
Ripple	1 – 2 % Vp-p (max)
Hold-Up Time	10 mS (min)
Transient Response	0.5mS for 50% Load Change(typ)
Load Regulation	± 5% (typ)
Leakage Current	0.25mA

GENERAL SPECIFICATIONS

MTBF(Calculated)	300,000 Hours Calculated hours at 25°C by Telcordia SR-332
Dielectric Withstanding Voltage	3,000 VAC Primary – Secondary
EMI Conduction & Radiation	Compliance to EN55022 Class B
Harmonic Current	Compliance to EN61000-3-2,3
EMS Immunity	Compliance to EN61000-4- 2,3,4,5,6,8,11
Safety Approvals	UL/cUL/PSE/FCC

FEATURES

- DoE LEVEL VI
- UNIVERSAL INPUT (AC100-240V)
- OVERVOLTAGE PROTECTION
- OVERCURRENT PROTECTION
- SHORT CIRCUIT PROTECTION
- ROHS COMPLIANT

ENVIRONMENTAL SPECIFICATIONS

Operating Temperature	0°C~+40°C
Storage Temperature	-20°C ~ +80°C
Cooling.	Convection
Operating Humidity	20 – 80% Rh
Storage Humidity	10 – 90% Rh

MECHANICAL SPECIFICATIONS

Case Dimension	L72 x W34 x H69 (mm)
Input Configuration	US AC Input Standard (UK, EU & AUS Version Available)
DC Cord	18AWG (Optional 20 & 22 AWG)
Output Connector	5.5 x 2.1 x 9.5mm C+

Model Number	Output Voltage	Output Current	Max Output Power
KTPS18-05030WA-VI	5.0V	3.0A	15.00W
KTPS18-06025WA-VI	5.9V	2.5A	14.75W
KTPS18-06030WA-VI	5.9V	3.0A	17.70W
KTPS18-07025WA-VI	7.0V	2.5A	17.50W
KTPS18-07525WA-VI	7.5V	2.5A	18.75W
KTPS18-09022WA-VI	9.0V	2.2A	19.80W
KTPS18-10019WA-VI	10.0V	1.9A	19.00W
KTPS18-11016WA-VI	11.0V	1.6A	17.60W
KTPS18-12016WA-VI	12.0V	1.6A	19.20W
KTPS18-15013WA-VI	15.0V	1.3A	19.50W
KTPS18-16012WA-VI	16.0V	1.2A	19.20W
KTPS18-18011WA-VI	18.0V	1.1A	19.80W

Note: Optional UK, EU, AUS Input Configuration Available.

Part Number Key:

KTPS18- xxx yy WA-VI - p

xxx = output voltage

12=12.0V 135 = 13.5V example

yy = output current

55 = 5.5 amp example

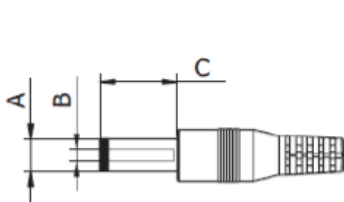
p = output connector

P1/(R)* = 2.1/5.5/9.5mm, P2/(R)* = 2.5/5.5/9.5...

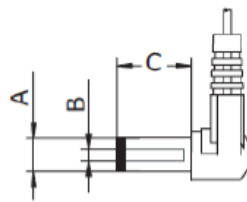
* **R** = Right Angle Connectors

Note: Center Positive (+) standard

Standard DC Plug



Standard PX

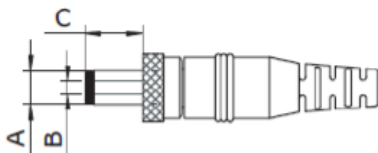


Right Angle PXR

	A	B	C	Unit
P1 / P1R	5.5	2.1	9.5	mm
P2 / P2R	5.5	2.5	9.5	mm
P3 / P3R	3.5	1.35	9.5	mm
P4 / P4R	3.8	1.35	9.5	mm
P5 / P5R	3.8	1.05	9.5	mm

P100 = User Defined

Locking DC Plug



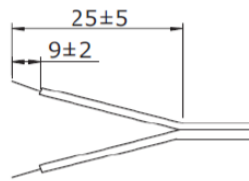
	A	B	C	Unit
P6	5.5	2.1	9.5	mm
P7	5.5	2.5	9.5	mm



KTPS18 Series

DoE Level VI

Stripped and Tinned



ST = Stripped and Tinned

Mechanical Drawing:

