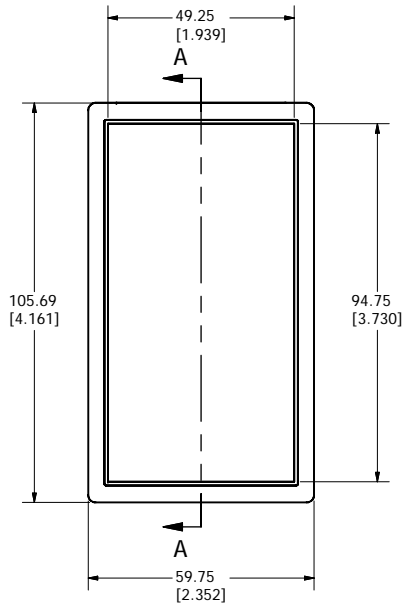
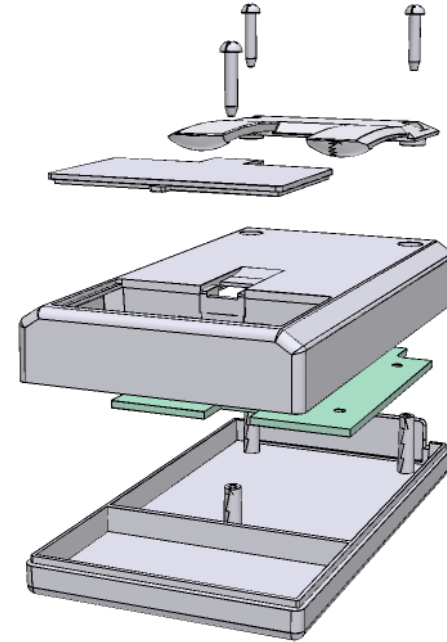
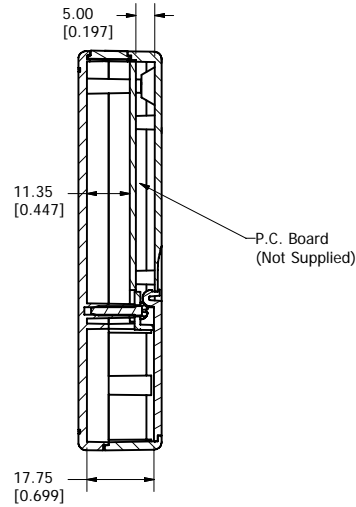


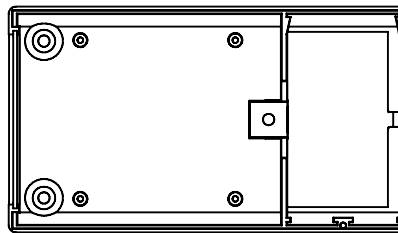
Top View of Assembly



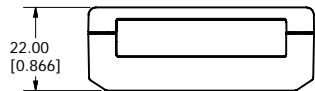
SECTION A-A (Side Inside Assembly)



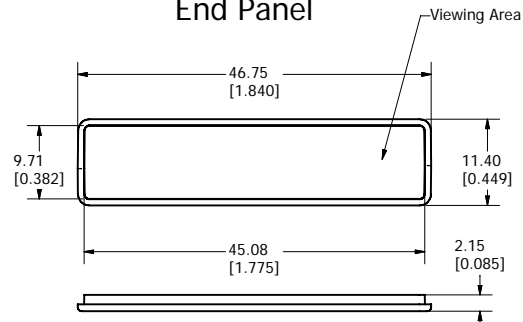
Inside Bottom Cover



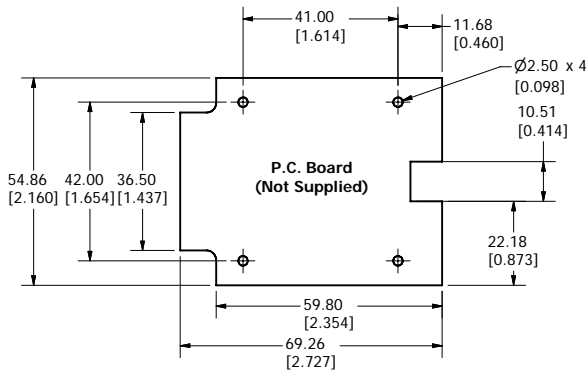
End View of Assembly



End Panel



Maximum P.C. Board Size



NOTE

Clip and PC Board not included

PART NUMBERS

Clipper Enclosure

Black Enclosure RAL 9018 001104

Grey Enclosure RAL 7035 001115

INCLUDES

#	Description	Material
1	Enclosure	FR ABS-UL94-V0
1	End Panel	FR ABS-UL94-V0
3	Cover Screws #2x1/2 Pan Head	

ACCESSORIES

Black Pocket Clip 001151

Grey Pocket Clip 001152

Infra Red Panel 001150

**HAMMOND
MANUFACTURING™**
Medium Clipper Enclosure 1
www.hammondmfg.com