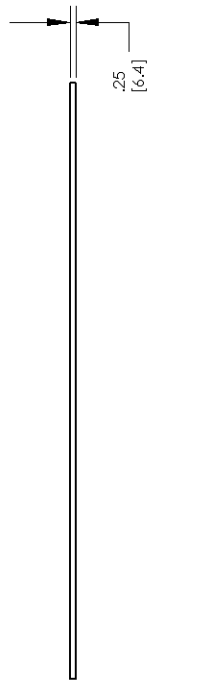
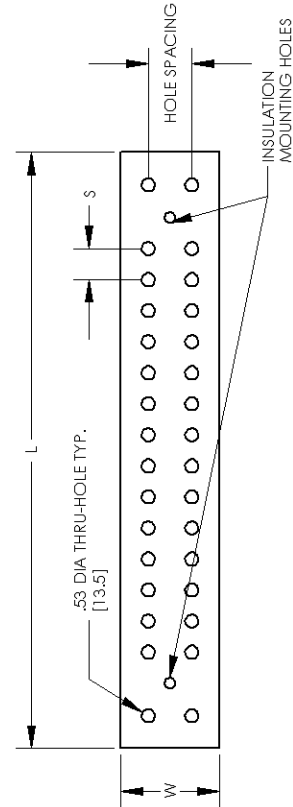


THIS COPY IS PROVIDED ON A RESTRICTED BASIS AND IS NOT TO BE USED IN ANY WAY DETRIMENTAL TO THE INTERESTS OF PANDUIT CORP.

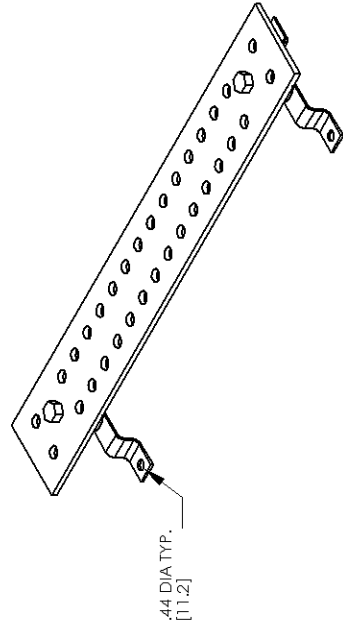


NOTES:

1. KIT COMES FULLY ASSEMBLED
2. KIT INCLUDES BUSBAR, MOUNTING BRACKETS, INSULATORS, AND MOUNTING HARDWARE.
3. DIMENSIONS IN PARENTHESIS ARE MILLIMETERS.



LISTED
GROUNDING AND BONDING EQUIPMENT



ASSEMBLED AS SHOWN

PANDUIT PART NUMBER	DIMENSIONS - IN [mm]			HOLE PATTERN INFORMATION		MOUNTING BRACKET HARDWARE	MOUNTING KIT QUANTITY
	L	W	S	HOLE SIZE	HOLE SPACING		
GB4N007TPI-1	12.00 [304.8]	4.00 [101.6]	1.25	1/2"	1.75	7 SETS	2
GB4N016TPI-1	24.00 [609.6]	4.00 [101.6]	1.25	1/2"	1.75	16 SETS	2
GB4N024TPI-1	36.00 [914.4]	4.00 [101.6]	1.25/1.38	1/2"	1.75	14 SETS 10 SETS	2
GB4N026TPI-1	48.00 [1219.2]	4.00 [101.6]	1.56	1/2"	1.75	26 SETS	3
GB4N034TPI-1	60.00 [1524.0]	4.00 [101.6]	1.56	1/2"	1.75	34 SETS	3

ASSEMBLED AS SHOWN

PANDUIT CORP. TINLEY PARK, ILLINOIS		NEMA SPACING GROUNDING BUSBARS CUSTOMER DRAWING	
UNLESS OTHERWISE SPECIFIED, DIMENSIONAL TOLERANCES ARE: (X) ± ANGLES ± (XX) ± (XXX) ±		UNLESS OTHERWISE SPECIFIED, ALL DIMENSIONS ARE GIVEN IN INCHES, THIRD ANGLE PROJECTION	
DRAWN BY	JHNU	MATL:	NONE
DATE	1/08	DRAWING NO / CAD FILE	C41740_03
ECN	PM	CUST	CHK'D
REV	DATE	BY	CHK
03	11/08	JHNU/JHNU	REVISED DRAWING LAYOUT, REMOVED BRACKET VIEWS
02	11/08	JHNU/DWA	ADDED MOUNTING HARDWARE COLUMN TO TABLE
01	7/08	JHNU/DWA	ADDED HOLE PATTERN COLUMN TO TABLE
00	5/08	JHNU/DWA	DRAWING RELEASED
			DESCRIPTION

SCALE	NONE
DWG	B
SIZE	C41740_03