

1. Scope

The present specifications shall apply to an EK14.

2. Outline

Type	Silicon Schottky Barrier Diode
Structure	Resin Molded
Applications	High Frequency Rectification

3. Flammability

UL94V-0(Equivalent)

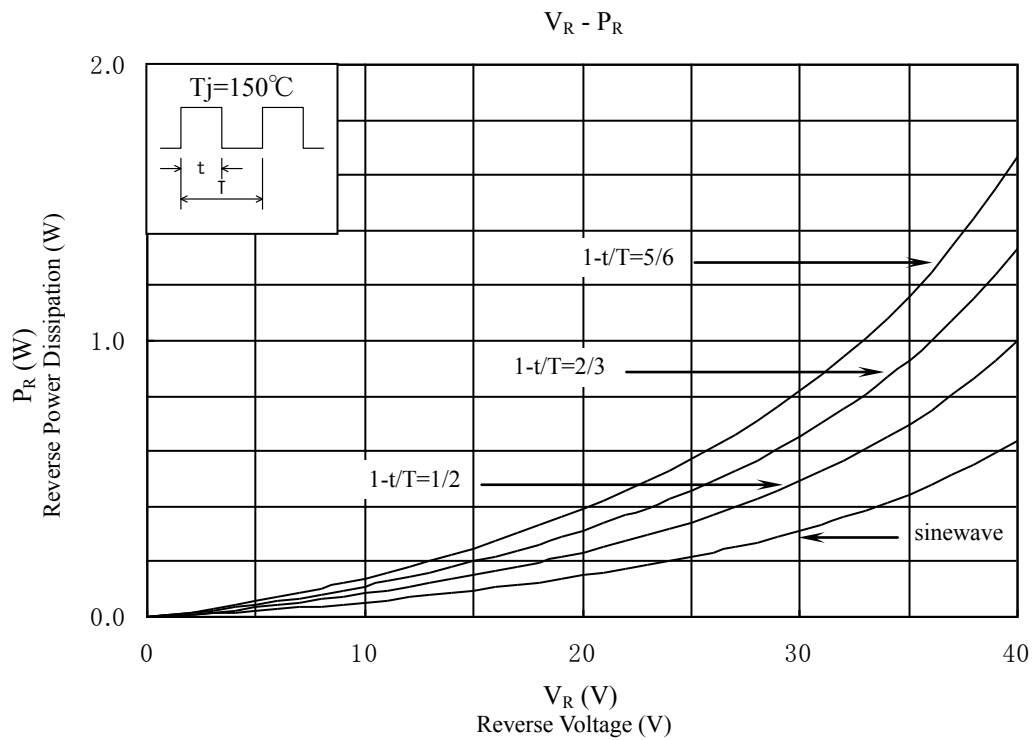
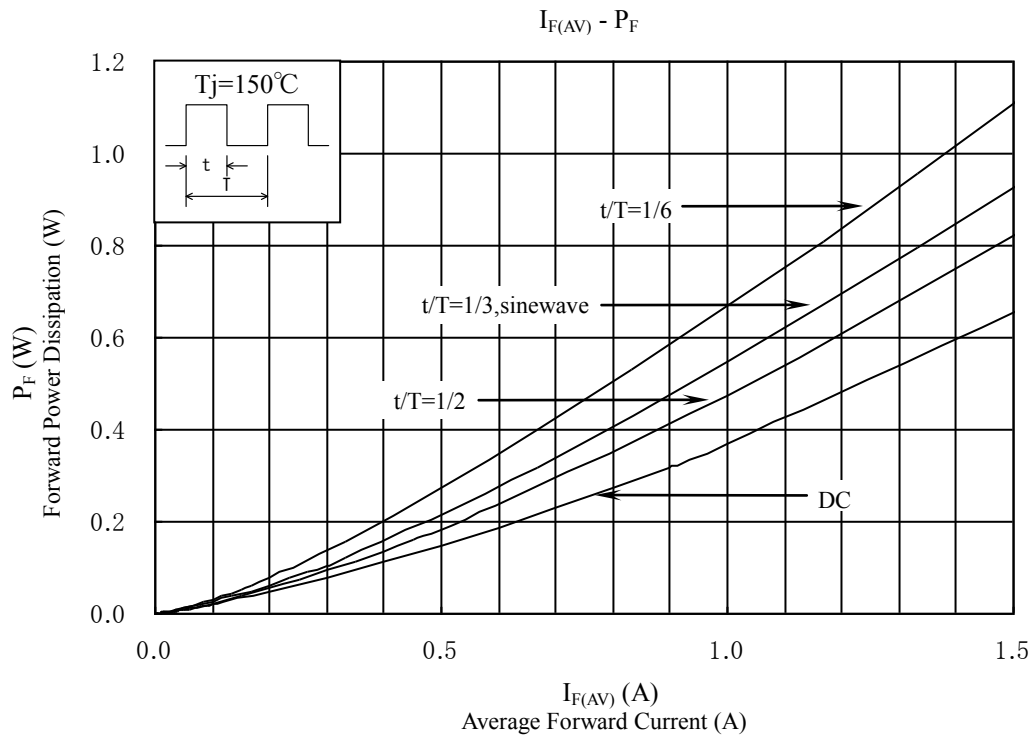
4. Absolute maximum ratings

No.	Item	Symbol	Unit	Rating	Conditions
1	Transient Peak Reverse Voltage	V_{RSM}	V	45	
2	Peak Reverse Voltage	V_{RM}	V	40	
3	Average Forward Current	$I_{F(AV)}$	A	1.5	Refer to Derating of 7
4	Peak Surge Forward Current	I_{FSM}	A	40	10msec. Half sinewave, one shot
5	I^2t Limiting Value	I^2t	A^2s	8.0	$1msec \leq t \leq 10msec$
6	Junction Temperature	T_j	$^{\circ}C$	-40~+150	
7	Storage Temperature	T_{stg}	$^{\circ}C$	-40~+150	

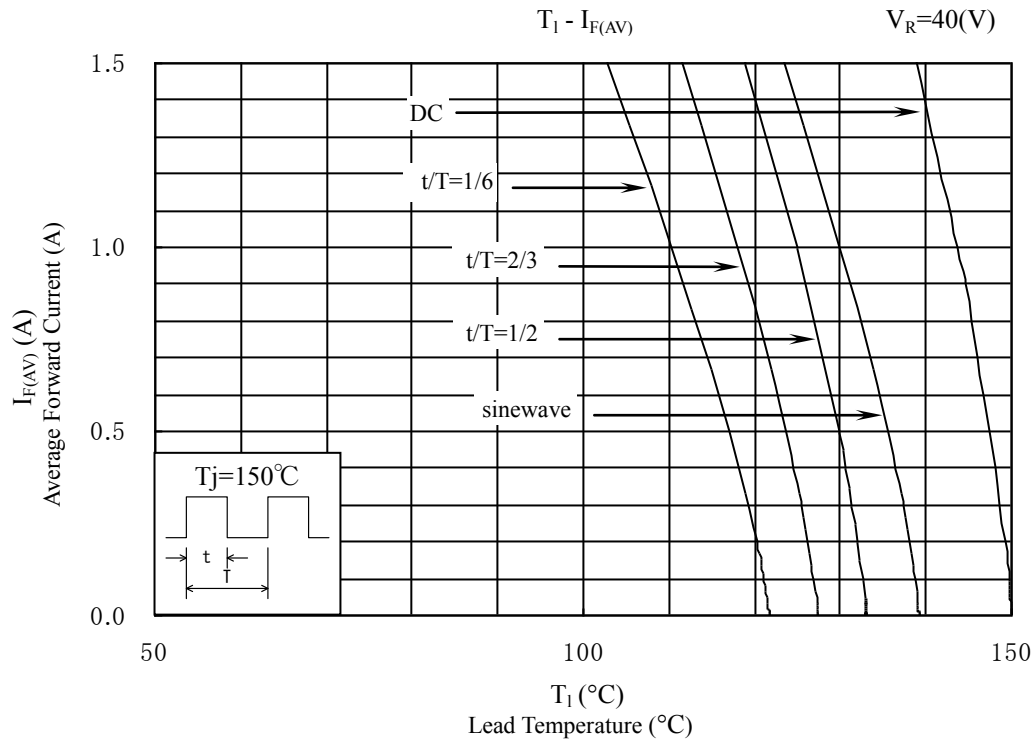
5. Electrical characteristics

No.	Item	Symbol	Unit	Value	Conditions
1	Forward Voltage Drop	V_F	V	0.55 max.	$I_F=1.5A$
2	Reverse Leakage Current	I_R	mA	5.0 max.	$V_R=V_{RM}$
3	Reverse Leakage Current Under High Temperature	$H \cdot I_R$	mA	50 max.	$V_R=V_{RM}, T_j=150^{\circ}C$
4	Thermal Resistance	$R_{th(j-l)}$	$^{\circ}C/W$	17 max.	Between Junction and Lead

6. Characteristics

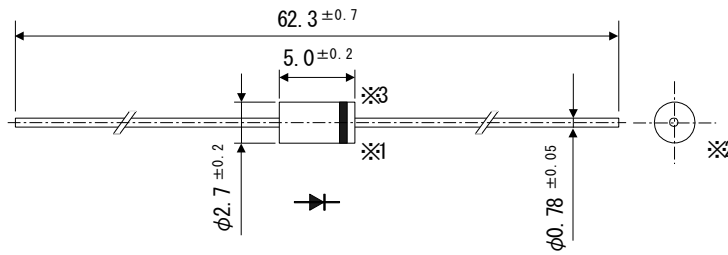


7. Derating



8. Package information

8-1 Package type, physical dimensions and material



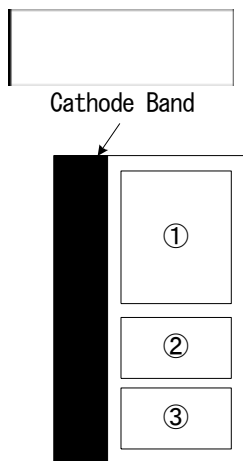
- *1 The allowance position of Body against the center of whole lead wire is 0.5mm(max.)
- *2 The centric allowance of lead wire against center of physical body is 0.2mm(max.)
- *3 The burr may exit up to 2mm from the body of lead

Dimensions in mm

8-2 Appearance

The body shall be clean and shall not bear any stain, rust or flaw.

8-3 Marking



- ① Type number EK14 is abbreviated as $\begin{matrix} K1 \\ 4 \end{matrix}$
- ② Lot number 1
 First digit: Last digit of Year
 Second digit: Month
 From 1 to 9 for Jan. to Sep.
 O for Oct., N for Nov., and D for Dec.
- ③ Lot number 2 (ten days)
 · : Top of the month
 ·· : Middle of month
 ··· : End of month