



Micro Commercial Components



Micro Commercial Components
20736 Marilla Street Chatsworth
Chatsworth, CA 91311
Phone: (818) 701-4933
Fax: (818) 701-4939

ESDLC5V0T7

5V Low Capacitance
ESD Protection
Device

Features

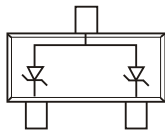
- Halogen free available upon request by adding suffix "-HF"
SOT-723 package
Low clamping voltage
Low leakage current
Working voltage: 5V
Protect up two data lines
110 watts peak pulse power(tp=8/20us)
Epoxy meets UL 94 V-0 flammability rating
Moisture Sensitivity Level 1

Maximum Ratings

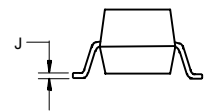
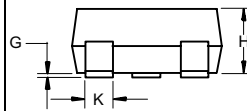
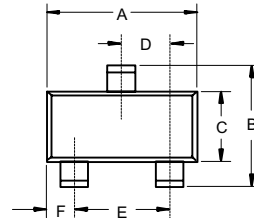
- Operating Junction & Storage Temperature: -55°C to +150°C

Table with 5 columns: Parameter, Symbol, Limits, unit. Rows include IEC61000-4-2(ESD) Air Contact, ESD Voltage per human body mode, Peak Pulse Power (tp=8/20µS), and Peak Pulse Current (tp=8/20µS).

Pin Configuration-Top View



SOT-723



Dimension table with columns: DIM, INCHES (MIN, MAX), MM (MIN, MAX), and NOTE. Rows list dimensions A through K.

ELECTRICAL CHARACTERISTICS ($T_A = 25^\circ\text{C}$ unless otherwise noted)

Parameter	Symbol	Conditions	Min.	Typ.	Max.	Units
Reverse Stand-off Voltage	V_{RWM}				5	V
Reverse Breakdown Voltage	V_{BR}	$I_t = 1\text{mA}$	5.6			V
Reverse Leakage Current	I_R	$V_{RWM} = 5\text{V}$			1	μA
Clamping Voltage	V_C	$I_{PP} = 1\text{A}$, $t_p = 8/20\mu\text{s}$ pin1 to pin2			13.5	V
Clamping Voltage	V_C	$I_{PP} = 5\text{A}$, $t_p = 8/20\mu\text{s}$ pin1to pin2			23.0	V
Clamping Voltage	V_C	$I_{PP} = 5\text{A}$, $t_p = 8/20\mu\text{s}$ pin1or pin2 to pin3			20.0	V
Junction Capacitance	C_j	$V_R=0\text{V}$, $f = 1\text{MHz}$ Pin1 to Pin2		1.4	2	pF
Junction Capacitance	C_j	$V_R=0\text{V}$ $f = 1\text{MHz}$ pin1or pin2 to pin3		2.8	3.5	pF

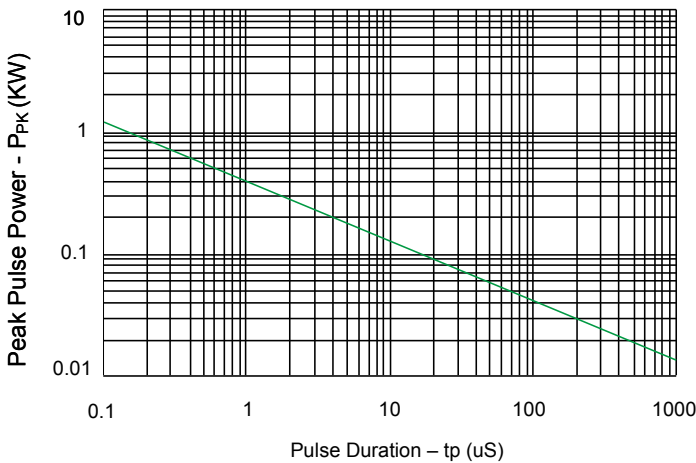


Fig1. Non-Repetitive Peak Pulse Power vs. Pulse time

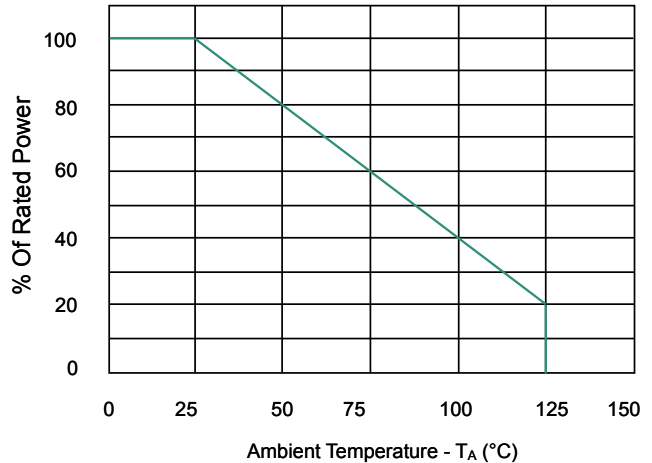


Fig2. Power Derating Curve

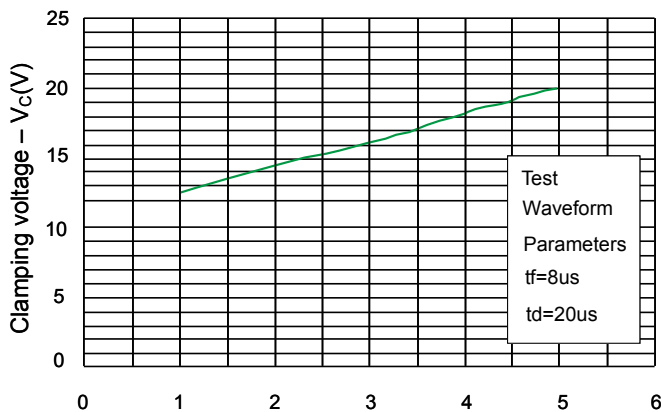


Fig 3. Clamping Voltage vs. peak Pulse Current
(Pin 1 to Pin 2)

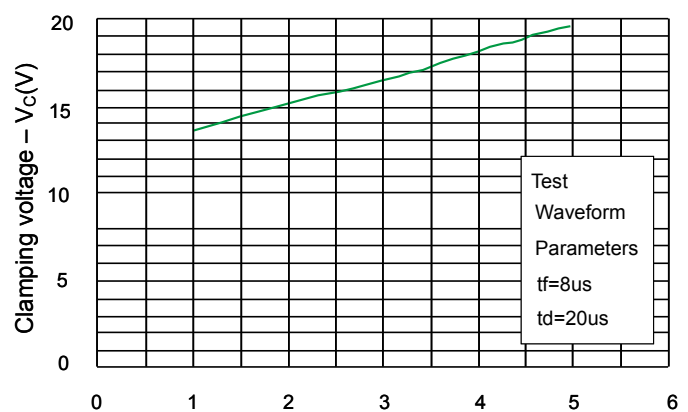


Fig 4. Clamping Voltage vs. peak Pulse Current
(Pin 1 or Pin 2 to Pin 3)



Micro Commercial Components

Ordering Information :

Device	Packing
Part Number-TP	Tape&Reel: 10Kpcs/Reel

Note : Adding "-HF" suffix for halogen free, eg. Part Number-TP-HF

IMPORTANT NOTICE

Micro Commercial Components Corp. reserves the right to make changes without further notice to any product herein to make corrections, modifications , enhancements , improvements , or other changes . **Micro Commercial Components Corp .** does not assume any liability arising out of the application or use of any product described herein; neither does it convey any license under its patent rights ,nor the rights of others . The user of products in such applications shall assume all risks of such use and will agree to hold **Micro Commercial Components Corp .** and all the companies whose products are represented on our website, harmless against all damages.

LIFE SUPPORT

MCC's products are not authorized for use as critical components in life support devices or systems without the express written approval of Micro Commercial Components Corporation.

CUSTOMER AWARENESS

Counterfeiting of semiconductor parts is a growing problem in the industry. Micro Commercial Components (MCC) is taking strong measures to protect ourselves and our customers from the proliferation of counterfeit parts. MCC strongly encourages customers to purchase MCC parts either directly from MCC or from Authorized MCC Distributors who are listed by country on our web page cited below. Products customers buy either from MCC directly or from Authorized MCC Distributors are genuine parts, have full traceability, meet MCC's quality standards for handling and storage. **MCC will not provide any warranty coverage or other assistance for parts bought from Unauthorized Sources.** MCC is committed to combat this global problem and encourage our customers to do their part in stopping this practice by buying direct or from authorized distributors.

www.mccsemi.com