

Features

- RoHS compliant*
- Sector windings
- Wide frequency range over 500 MHz
- Rated current 0.1 to .025 A
- High quality toroidal core

Applications

- For the suppression of EMI in data and signal lines, e.g. CAN Bus

DR221 Series Surface Mount Data Line Chokes

Electrical Characteristics (@ 25 °C)

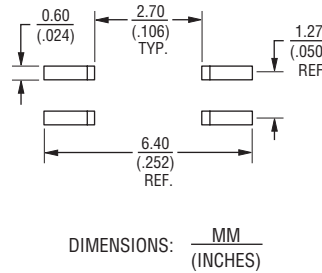
Bourns Part Number	L1, L2 @ 10kHz, 0.1 Vrms (μH)	Freq. Range (MHz)	Impedance Min. (Ω)	RDC (Ω) (Each Winding)		Rated Current (mA)
				Max.	Typ.	
DR221-113AE	11.0 +50 %/-30 %	100~500	450	0.18	0.13	250
DR221-223AE	22.0 +50 %/-30 %	40~300	900	0.23	0.17	250
DR221-333AE	33.0 +50 %/-30 %	30~250	1000	0.27	0.20	200
DR221-513AE	50.0 +50 %/-30 %	20~150	1400	0.32	0.24	200
DR221-474AE	470 +50 %/-30 %	2.5~60	1100	0.35	0.28	100

Rated Voltage50 Vdc/100 Vac (ref.)
 Hipot (1 sec.).....500 Vac/60 Hz, 3 mA
 Operating Temperature-40 to +125 °C
 Storage Temperature-40 to +125 °C
 Temperature Rise
25 °C max. at rated current
 Resistance to Solder Heat
260 °C 10 sec.
 CoreFerrite
 WireEnamelled copper wire (Class F)
 BaseLCP (UL 94V-0)
 TerminalCu/Ni/Sn
 Adhesive.....Epoxy resin
 Weight2 g
 Packaging500 pcs. per reel

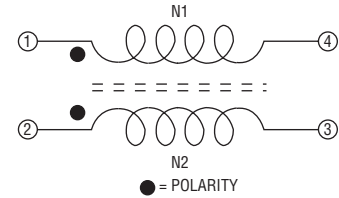
Product Dimensions



Recommended PCB Layout



Schematic



How to Order

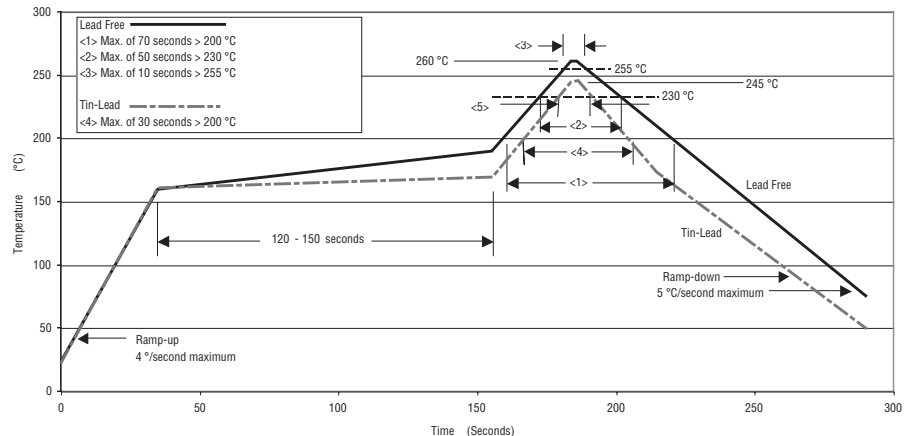
DR221 - 513 AE

Model _____
 Value/Tolerance _____
 See Model-Value Table
 Termination _____
 AE = Cu/Ni/Sn (Lead Free)

Typical Part Marking



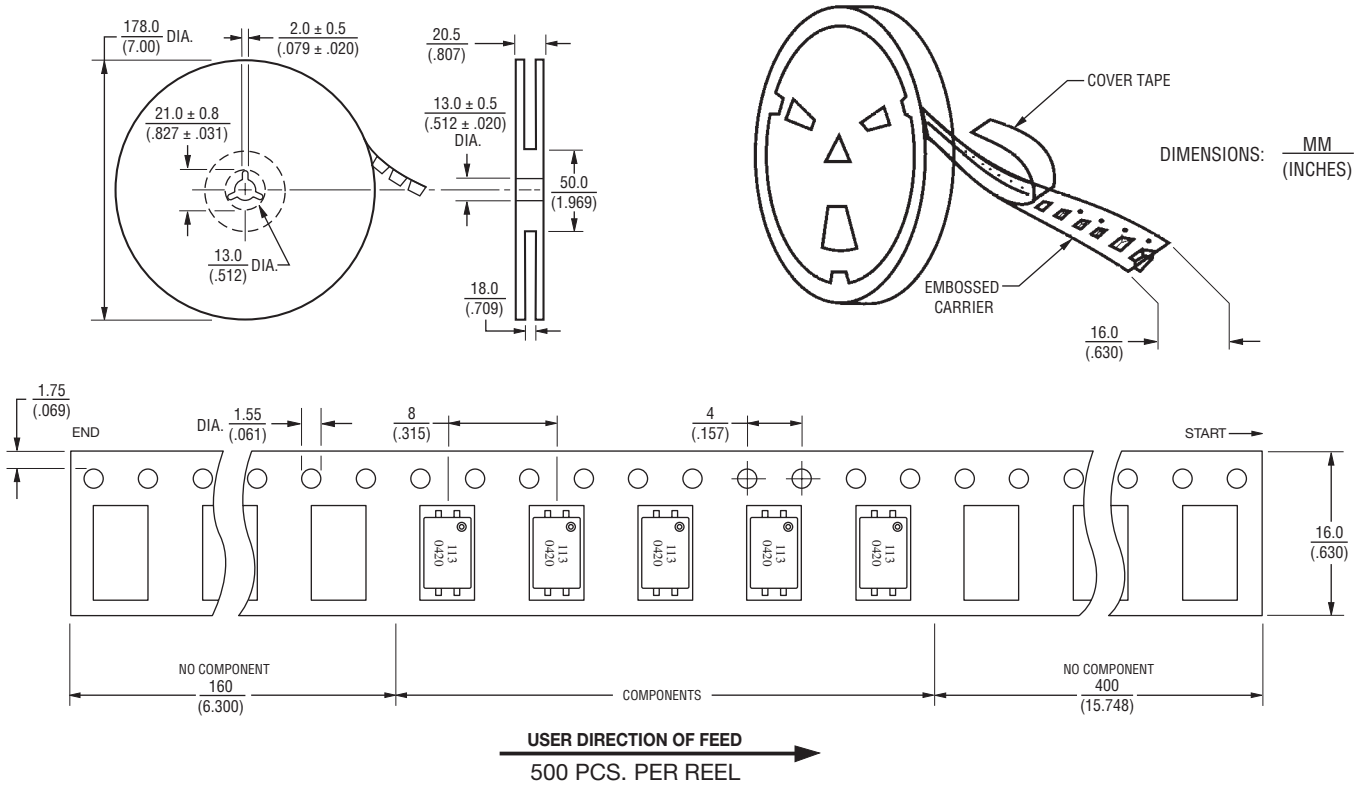
Solder Profile



*RoHS Directive 2002/95/EC Jan 27, 2003 including Annex.
 Specifications are subject to change without notice.
 Customers should verify actual device performance in their specific applications.

DR221 Series Surface Mount Data Line Chokes

Packaging Specifications



Impedance vs. Frequency

