


1N52-Series Zener Diode



Features

- Low Reverse Leakage
- Low Zener Impedance
- Power Dissipation of 500mW
- High Stability and High Reliability
- This is a Pb – Free Device
- All SMC parts are traceable to the wafer lot
- Additional testing can be offered upon request

Circuit Diagram



Mechanical Data

- Case: DO-35 Glass Case
- Polarity: Color band denotes cathode end
- Mounting Position: Any

Maximum Ratings@T_A=25°C unless otherwise specified

Parameter	Symbol	Value	Units
Power Dissipation (Note 1)	P _D	500	mW
Forward Voltage @ I _F = 200mA	V _F	1.1	V
Typical Thermal resistance junction to Ambient Air (Note 1)	R _{θJA}	0.3	K/mW
Operating Junction and Storage Temperature Range	T _J , T _{STG}	-65 to 200	°C

Notes: 1. Valid provided that leads are kept at ambient temperature at a distance of 8mm from case

Ordering Information

Device	Package	Shipping
1N5221B-1N5281B	DO-35 (Pb-Free)	2500pcs / tape

For information on tape and reel specifications, including part orientation and tape sizes, please refer to our tape and reel packaging specification.

Marking Diagram



1N5252B = Part Name

Electrical Characteristics @ $T_A=25^\circ\text{C}$ unless otherwise specified

Part No.	Nominal Zener Voltage $V_z @ I_{zT}$ Volts	Test Current I_{zT} mA	Max. Zener Impedance		Max. Reverse Leakage Current			Max.Zener Voltage Temp. Coeff
			$Z_{zT} @ I_{zT}$ Ohms	Z_{zK} @ $I_{zK}=0.25\text{mA}$ Ohms	I_R μA	@ V_R Volts		
						A	B,C&D	
1N5221B	2.4	20	30	1200	100	0.95	1.0	-0.085
1N5222B	2.5	20	30	1250	100	0.95	1.0	-0.085
1N5223B	2.7	20	30	1300	75	0.95	1.0	-0.080
1N5224B	2.8	20	30	1400	75	0.95	1.0	-0.080
1N5225B	3.0	20	29	1600	50	0.95	1.0	-0.075
1N5226B	3.3	20	28	1600	25	0.95	1.0	-0.070
1N5227B	3.6	20	24	1700	15	0.95	1.0	-0.065
1N5228B	3.9	20	23	1900	10	0.95	1.0	-0.060
1N5229B	4.3	20	22	2000	5.0	0.95	1.0	± 0.055
1N5230B	4.7	20	19	1900	5.0	1.9	2.0	± 0.030
1N5231B	5.1	20	17	1600	5.0	1.9	2.0	± 0.030
1N5232B	5.6	20	11	1600	5.0	2.9	3.0	+0.038
1N5233B	6.0	20	7.0	1600	5.0	3.3	3.5	+0.038
1N5234B	6.2	20	7.0	1000	5.0	3.8	4.0	+0.045
1N5235B	6.8	20	5.0	750	3.0	4.8	5.0	+0.050
1N5236B	7.5	20	6.0	500	3.0	5.7	6.0	+0.058
1N5237B	8.2	20	8.0	500	3.0	6.2	6.5	+0.062
1N5238B	8.7	20	8.0	600	3.0	6.2	6.5	+0.065
1N5239B	9.1	20	10	600	3.0	6.7	7.0	+0.068
1N5240B	10	20	17	600	3.0	7.6	8.0	+0.075
1N5241B	11	20	22	600	2.0	8.0	8.4	+0.076
1N5242B	12	20	30	600	1.0	8.7	9.1	+0.077
1N5243B	13	9.5	13	600	0.5	9.4	9.9	+0.079
1N5244B	14	9.0	15	600	0.1	9.5	10	+0.082
1N5245B	15	8.5	16	600	0.1	10.5	11	+0.082
1N5246B	16	7.8	17	600	0.1	11.4	12	+0.083
1N5247B	17	7.4	19	600	0.1	12.4	13	+0.084
1N5248B	18	7.0	21	600	0.1	13.3	14	+0.085
1N5249B	19	6.6	23	600	0.1	13.3	14	+0.086
1N5259B	20	6.2	25	600	0.1	14.3	15	+0.086
1N5251B	22	5.6	29	600	0.1	16.2	17	+0.087
1N5252B	24	5.2	33	600	0.1	17.1	18	+0.088
1N5253B	25	5.0	35	600	0.1	18.1	19	+0.089
1N5254B	27	4.6	41	600	0.1	20	21	+0.090
1N5255B	28	4.5	44	600	0.1	20	21	+0.091
1N5256B	30	4.2	49	600	0.1	22	23	+0.091
1N5257B	33	3.8	58	700	0.1	24	25	+0.092
1N5258B	36	3.4	70	700	0.1	26	27	+0.093
1N5259B	39	3.2	80	800	0.1	29	30	+0.094
1N5260B	43	3.0	93	900	0.1	31	33	+0.095
1N5261B	47	2.7	105	1000	0.1	34	36	+0.095
1N5262B	51	2.5	125	1100	0.1	37	39	+0.096
1N5263B	56	2.2	150	1300	0.1	41	43	+0.096
1N5264B	60	2.1	170	1400	0.1	44	46	+0.097
1N5265B	62	2.0	185	1400	0.1	45	47	+0.097
1N5266B	68	1.8	230	1600	0.1	49	52	+0.097
1N5267B	75	1.7	270	1700	0.1	53	56	+0.097
1N5268B	82	1.5	330	2000	0.1	59	62	+0.098
1N5269B	87	1.4	370	2200	0.1	65	68	+0.099
1N5270B	91	1.4	400	2300	0.1	66	69	+0.099
1N5271B	100	1.3	500	2600	0.1	72	76	+0.110
1N5272B	110	1.1	750	3000	0.1	80	84	+0.110
1N5273B	120	1.0	900	4000	0.1	86	91	+0.110
1N5274B	130	0.95	1100	4500	0.1	94	99	+0.110
1N5275B	140	0.90	1300	4500	0.1	101	106	+0.110
1N5276B	150	0.85	1500	5000	0.1	108	114	+0.110
1N5277B	160	0.80	1700	5500	0.1	116	122	+0.110
1N5278B	170	0.74	1900	5500	0.1	123	129	+0.110
1N5279B	180	0.68	2200	6000	0.1	130	137	+0.110
1N5280B	190	0.68	2400	6500	0.1	137	144	+0.110
1N5281B	200	0.65	2500	7000	0.1	144	152	+0.110

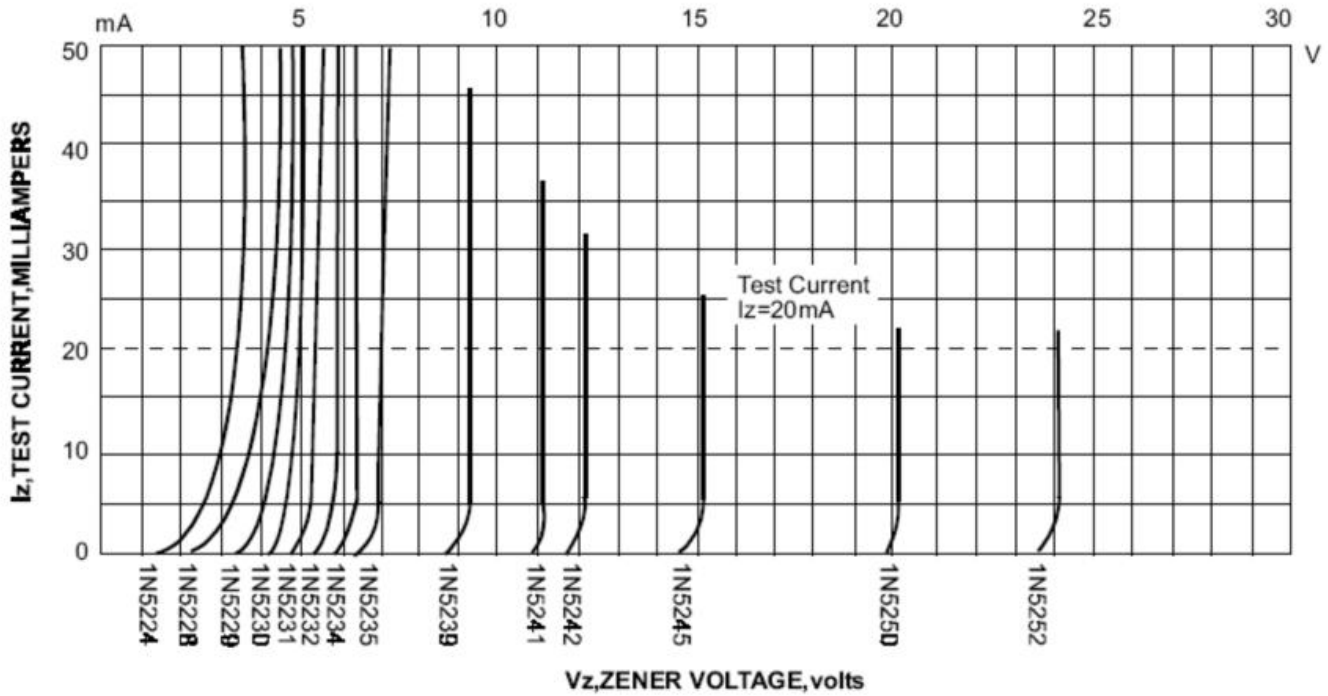
Note:1. SUFFIX ``B`` Indicates $\pm 5\%$ Tolerance.

2. NO SUFFIX ``B`` Indicates $\pm 10\%$ Tolerance.

- China - Germany - Korea - Singapore - United States •
- <http://www.smc-diodes.com> - sales@smc-diodes.com •

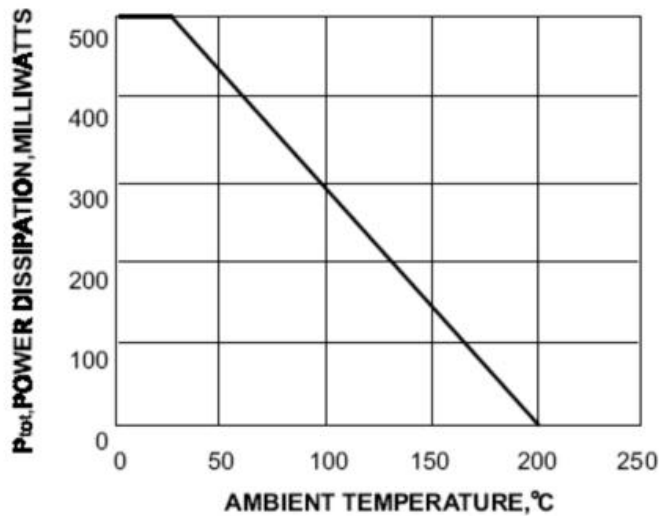
Ratings and Characteristics Curves

Breakdown characteristics

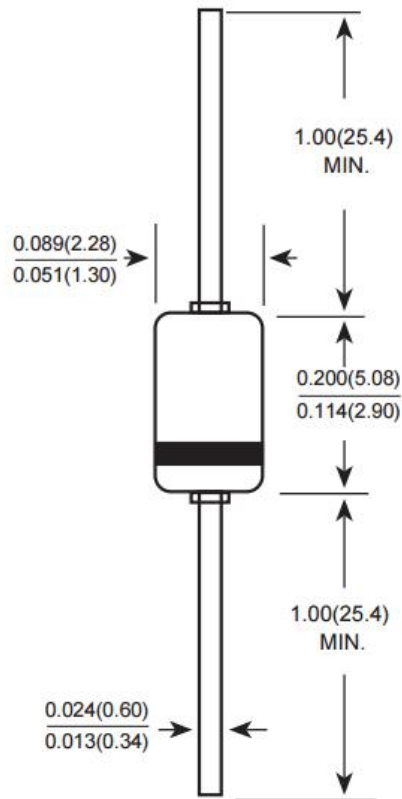


Admissible power dissipation versus ambient temperature

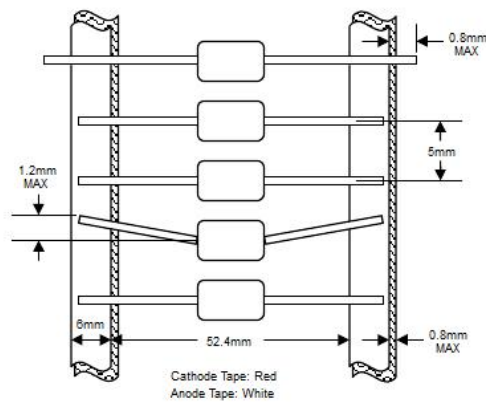
Valid provided that leads are kept at ambient temperature at a distance of 10mm from case



Mechanical Dimensions DO-35(Inches/Millimeters)



Carrier Tape Specification DO-35



DISCLAIMER:

1- The information given herein, including the specifications and dimensions, is subject to change without prior notice to improve product characteristics. Before ordering, purchasers are advised to contact the SMC - Sangdest Microelectronics (Nanjing) Co., Ltd sales department for the latest version of the datasheet(s).

2- In cases where extremely high reliability is required (such as use in nuclear power control, aerospace and aviation, traffic equipment, medical equipment, and safety equipment), safety should be ensured by using semiconductor devices that feature assured safety or by means of users' fail-safe precautions or other arrangement.

3- In no event shall SMC - Sangdest Microelectronics (Nanjing) Co., Ltd be liable for any damages that may result from an accident or any other cause during operation of the user's units according to the datasheet(s). SMC - Sangdest Microelectronics (Nanjing) Co., Ltd assumes no responsibility for any intellectual property claims or any other problems that may result from applications of information, products or circuits described in the datasheets.

4- In no event shall SMC - Sangdest Microelectronics (Nanjing) Co., Ltd be liable for any failure in a semiconductor device or any secondary damage resulting from use at a value exceeding the absolute maximum rating.

5- No license is granted by the datasheet(s) under any patents or other rights of any third party or SMC - Sangdest Microelectronics (Nanjing) Co., Ltd.

6- The datasheet(s) may not be reproduced or duplicated, in any form, in whole or part, without the expressed written permission of SMC - Sangdest Microelectronics (Nanjing) Co., Ltd.

7- The products (technologies) described in the datasheet(s) are not to be provided to any party whose purpose in their application will hinder maintenance of international peace and safety nor are they to be applied to that purpose by their direct purchasers or any third party. When exporting these products (technologies), the necessary procedures are to be taken in accordance with related laws and regulations..