


**Relay Package XT**

- Relay package consisting of XT relay, DIN-rail socket, plastic retaining clip and marking tag
- 1 CO with 16 A or 2 CO with 8 A rated load
- Sensitive DC- or AC coil
- Reinforced insulation (protection class II / VDE 0700), safe separation to VDE 0160
- Jumper bars for interconnection
- Further accessories see Accessories XT
- Manual test lab, optionally lockable
- Mechanical and electrical indicators



F0288-DP

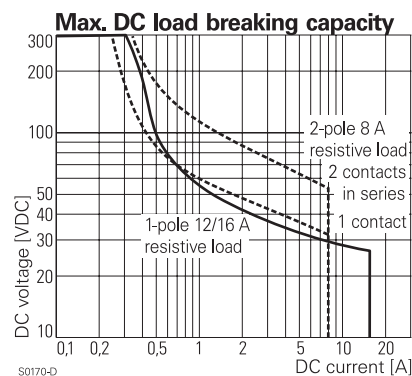
**Approvals**

Relay: REG.-Nr. 6106, us E214025

Socket: REG.-Nr. 6106, us E135149  
 Technical data of approved types on request

| Contact data                                     | 1-pole                    | 2-pole        |
|--|---------------------------|---------------|
| Contact configuration                            | 1 CO                      | 2 CO          |
| Contact set                                      | single contact            |               |
| Type of interruption                             | micro disconnection       |               |
| Rated voltage / max. switching voltage AC        | 240 / 400 VAC             |               |
| Rated current                                    | 16 A*)                    | 8 A           |
| Limiting continuous current                      | 16 A*)                    | 8 A, UL: 10 A |
| Maximum breaking capacity AC                     | 4000 VA                   | 2000 VA       |
| Limiting making capacity,max 4 s, df 10%         | 30 A                      | 15 A          |
| Contact material                                 | AgNi 90/10                |               |
| Rated frequency of operation with / without load | 6 / 600 min <sup>-1</sup> |               |

\*) For full load current (16 A) the relay terminals 11-21, 12-22 and 14-24 have to be bridged.



S0170-D

**Contact ratings**

For contact ratings see datasheet Interface Plug-in Relay XT

**Coil data**

|                                  |                  |
|----------------------------------|------------------|
| Rated coil voltage range DC coil | 24 VDC           |
| AC coil                          | 24, 115, 230 VAC |
| Operative range to IEC 61810     | 2                |

**Coil versions, DC-coil**

| Coil code | Rated voltage VDC | Operate voltage VDC | Release voltage VDC | Coil resistance Ohm | Rated coil power mW |
|-----------|-------------------|---------------------|---------------------|---------------------|---------------------|
| LC4       | 24                | 16.8                | 2.4                 | 1440±10%            | 419                 |

**Coil versions, AC-coil 50Hz**

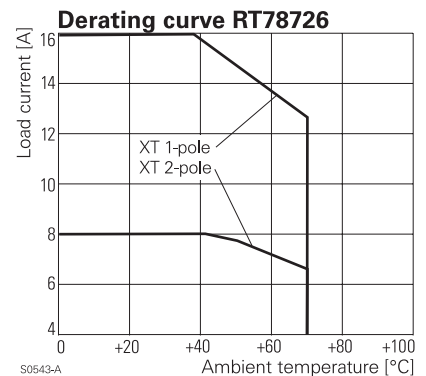
| Coil code | Rated voltage VAC | Operate voltage 50 Hz VAC | Release voltage 50 Hz VAC | Coil resistance Ohm | Rated coil power 50 Hz VA |
|-----------|-------------------|---------------------------|---------------------------|---------------------|---------------------------|
| R24       | 24                | 18.0                      | 3.6                       | 350±10%             | 0.77                      |
| S15       | 115               | 86.3                      | 17.3                      | 8100±15%            | 0.81                      |
| T30       | 230               | 172.5                     | 34.5                      | 32500±15%           | 0.81                      |

All figures are given for coil without preenergization, at ambient temperature +23°C  
 Other coil voltages on request

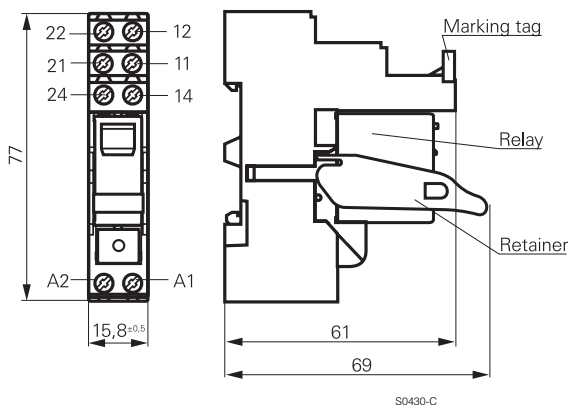
**Relay Package XT (Continued)**

| Insulation                                | 1 pole     | 2 pole                |
|---|------------|-----------------------|
| Dielectric strength coil-contact circuit  |            | 5000 V <sub>rms</sub> |
| open contact circuit                      |            | 1000 V <sub>rms</sub> |
| adjacent contact circuits                 |            | 2500 V <sub>rms</sub> |
| Clearance / creepage coil-contact circuit | ≥ 8 / 8 mm |                       |
| Material group of insulation parts        | IIIa       |                       |
| Tracking index of relay base              | PTI 175 V  |                       |
| Insulation to IEC 60664-1                 |            |                       |
| Type of insulation coil-contact circuit   |            | reinforced            |
| open contact circuit                      |            | micro disconnection   |
| adjacent contact circuits                 |            | basic                 |
| Rated insulation voltage                  |            | 250 V                 |
| Pollution degree                          | 3          | 2                     |
| Rated voltage system                      | 240 V      | 230 / 400 V           |
| Overvoltage category                      | III        |                       |

| Other data                           |                               |
|--------------------------------------|-------------------------------|
| Mechanical endurance DC coil         | > 10 x 10 <sup>6</sup>        |
| AC coil                              | > 5 x 10 <sup>6</sup>         |
| Material                             |                               |
| RoHS - Directive 2002/95/EC          | compliant                     |
| Environment                          |                               |
| Ambient temperature range DC coil    | -40...+70°C                   |
| AC coil                              | -40...+70°C                   |
| Processing                           |                               |
| Terminals                            | screw                         |
| Terminal screw torque acc. IEC 61984 | 0.5 Nm                        |
| max.                                 | 0.7 Nm                        |
| Wire cross section                   |                               |
| single wire                          | 2 x 2.5 mm <sup>2</sup>       |
| fine wire                            | 2 x 2.5 mm <sup>2</sup>       |
| with bootlace crimp (DIN 46228/1)    | 2 x 1.5 mm <sup>2</sup>       |
| Insertion cycles                     | A (10)                        |
| Max. Insertion Force total           | 100 N                         |
| Mounting distance                    | ≥ 0, dense packing of sockets |
| Weight                               | 56 g                          |
| Packaging unit                       | 10 pcs                        |



**Dimensions**



**Relay Package XT (Continued)**

|                         |   |  |                    |  |           |           |          |            |
|-------------------------|---|--|--------------------|--|-----------|-----------|----------|------------|
| <b>Product key</b>      | Typical product key   |  |                    |  | <b>XT</b> | <b>4S</b> | <b>4</b> | <b>T30</b> |
| <b>Type</b>             | XT Relay Package XT   |  |                    |  |           |           |          |            |
| <b>Version</b>          | <b>3S</b> Relay set: XT 1-pole CO (1 form C), 16 A, red LED<br><b>4S</b> Relay set: XT 2-pole CO (2 form C), 8 A, red LED |  |                    |  |           |           |          |            |
| <b>Contact material</b> | 4 AgNi 90/10, CO contact  |  |                    |  |           |           |          |            |
| <b>Coil</b>             | <b>LC4</b> 24 VDC   |  | <b>R24</b> 24 VAC  |  |           |           |          |            |
|                         | <b>S15</b> 115 VAC  |  | <b>T30</b> 230 VAC |  |           |           |          |            |

Other types on request

| Product key | Socket  | Retainer | Marking tag | Relay    | Coil    | Part number |
|-------------|---------|----------|-------------|----------|---------|-------------|
| XT3S4LC4    | RT78726 | XT17017  | RT17040     | XT374LC4 | 24 VDC  | 4-1415540-1 |
| XT3S4R24    |         |          |             | XT374R24 | 24 VAC  | 4-1415540-2 |
| XT3S4S15    |         |          |             | XT374S15 | 115 VAC | 4-1415540-3 |
| XT3S4T30    |         |          |             | XT374T30 | 230 VAC | 4-1415540-4 |
| XT4S4LC4    |         |          |             | XT484LC4 | 24 VDC  | 4-1415540-5 |
| XT4S4R24    |         |          |             | XT484R24 | 24 VAC  | 4-1415540-6 |
| XT4S4S15    |         |          |             | XT484S15 | 115 VAC | 4-1415540-7 |
| XT4S4T30    |         |          |             | XT484T30 | 230 VAC | 4-1415540-8 |