

# HEZ breakaway and non-breakaway in-line rejection fuse holders for UL Class CC fuses



**Catalog Symbol: HEZ**

**Description:**

Bussmann® series HEZ submersible, single-pole in-line rejection fuse holders are for UL Class CC fuses. They are available in non-breakaway and breakaway versions with an array of terminal options to meet application needs. Breakaway versions come with insulating boots to provide submersibility per UL IP67. Non-breakaway versions require ordering optional insulating boots for submersibility.

**Recommended fuses:**

Catalog symbol	Operation	Data sheet No.
LP-CC	Time-delay	1023
FNQ-R		1014
KTK-R	Fast-acting	1015

**Ratings:**

Volts: 600V  
Amps: up to 30A limited by conductor size  
Withstand: 200kA RMS Sym.

**Agency information:**

UL® Listed, Guide IZLT, File E14853  
CSA® Certified, Class 6225-01, File 47235  
CE, RoHS compliant

**Coupling nut torque:**

10-20 Lb-In (1.1-2.2 N•m)

**Operating and storage temperature:**

-40°F (-40°C) to 221°F (105°C)

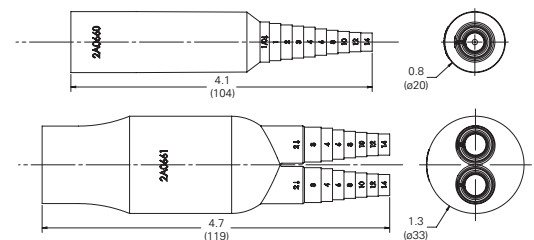
**Insulating boots:**

Two insulating boots come standard with the breakaway holder configurations. Insulating boots are not included as standard with non-breakaway holders. Two insulating boots must be ordered separately, if required, for each non-breakaway holder ordered. When insulating boots are utilized, extra heat retention requires that fuses are sized at a minimum of 200% of the RMS load current.

**Use these part numbers to order insulating boots for a non-breakaway HEZ holder:**

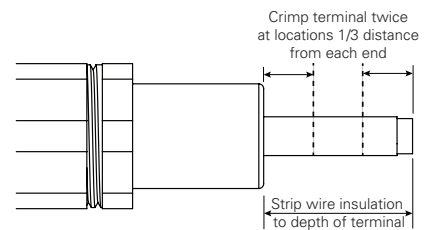
Description	Part no.
Single conductor	2A0660
Dual conductor	2A0661

**Boot reference:**



**Installation instructions:**

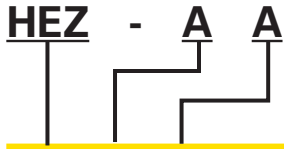
Strip wire insulation equal to the depth of the crimp or screw terminal. Torque screw terminal to 35 Lb-In (3.9 N•m) or crimp terminal twice, spacing crimps a distance of one-third from each end (as shown below) using an appropriate crimp tool and die. See page 3 for recommended crimping tools.



**Related products:**





Catalog no.	Description	Data sheet no.
HEX	Two-pole supplemental in-line fuse holder	2126
HEB	One-pole supplemental in-line fuse holder	2127
HEY	Two-pole Class CC in-line fuse holder	2126
HET	One-pole in-line, permanently installed neutral	2125
NNB-R	Class CC neutral dummy link (not a fuse)	—

**Non-breakaway catalog number system**





**To order:**

Specify catalog symbol HEZ and the loadside terminal code. Then select a lineside terminal code that is available with the loadside terminal. Example: HEZ-AA defines a non-breakaway holder with both loadside and lineside copper crimp terminals for a single 8-16 AWG or two 12-16 AWG wires.

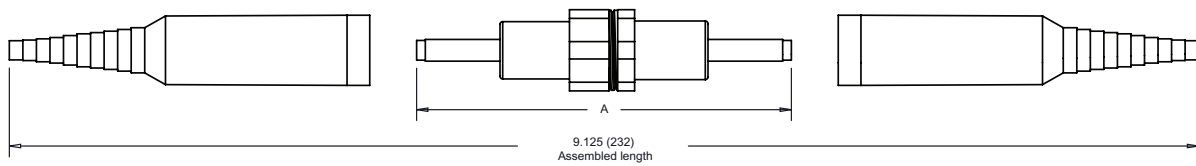
Catalog symbol	Loadside terminal	Lineside terminal	Agency Information		Loadside terminal			Lineside terminal			Reference length A	Breakaway equivalent
			UL	CSA	Terminal type	Wire range*	Terminal type	Wire range*				
HEZ	A	A	X	X	Cu crimp	 	#8-16; (2) #12-16	Cu crimp	 	#8-16; (2) #12-16	4.4 (112)	HEZ-AW-RLC-A

\* Solid/stranded conductors unless otherwise noted.

**Non-breakaway terminal data**

Terminal type	Conductor data				Catalog symbol [Load /Line]
	Size	No. per terminal	Solid	Stranded	
 	#8-16	1	•	•	A
	#10-16	2	•	•	

**Non-breakaway dimensions - in (mm):**



**Breakaway catalog number system**

**HEZ - A W - RYC**



**To order:**

Specify catalog symbol HEZ and the loadside terminal code plus the letter "W." Then select a lineside terminal code that is available with the loadside terminal. Example: HEZ-AW-RCL-A defines a breakaway holder with both lineside and loadside copper crimp terminals for a single 8-16 AWG or two 12-16- AWG wires.

Catalog symbol	Loadside terminal	Lineside terminal	Agency Information		Loadside terminal		Lineside terminal		Length A (reference)	Non-breakaway equivalent
			UL	CSA	Terminal type	Wire range*	Terminal type	Wire range*		
HEZ	A	RLC-A	X	X	Cu crimp	#8-16; (2) #12-16	Cu crimp	#8-16; (2) #12-16	5.8 (147)	HEZ-AA
		RYC	X	—	Cu crimp	#8-16; (2) #12-16	Cu dual setscrew	#2-12 <sup>†</sup>	6.3 (159)	—

\* Solid/stranded conductors unless otherwise noted.

**Breakaway loadside terminal data**

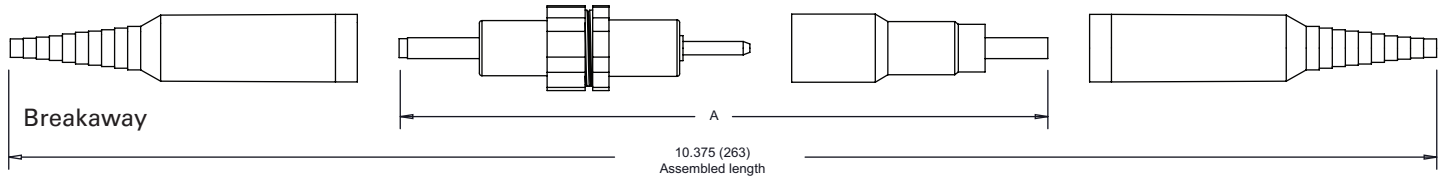
Terminal type	Conductor data				Catalog symbol [Load /Line (2) & (3)]
	Size	No. per terminal	Solid	Stranded	
Cu crimp	#8-16	1	•	•	A
	#10-16	2	•	•	

**Breakaway lineside terminal data**

Terminal type	Conductor data				Catalog symbol
	Size	No. per terminal	Solid	Stranded	
Cu crimp	#8-16	1	•	•	-RLC-A
	#12-16	2	•	•	
Cu dual setscrew	#2-12	2 <sup>†</sup>	•	•	-RYC

<sup>†</sup> Not dual wire rated. One wire per opening.

**Dimensions - in (mm):**



**Recommended crimping tools:**

Some of the commercially available crimping tools that can be used with the HEZ fuse holders are listed in the table below. This list is not intended to exclude the use of other crimping tools that can provide similar crimps or indents.

HEZ terminal	T and B P/N (Die)
A	WT-111M (Die C)
	Sta-Kon ERG4002 (Die C)

The only controlled copy of this data sheet is the electronic read-only version located on the Eaton network drive. All other copies of this document are by definition uncontrolled. This bulletin is intended to clearly present comprehensive product data and provide technical information that will help the end user with design applications. Eaton reserves the right, without notice, to change design or construction of any products and to discontinue or limit distribution of any products. Eaton also reserves the right to change or update, without notice, any technical information contained in this bulletin. Once a product has been selected, it should be tested by the user in all possible applications.

**Eaton**  
1000 Eaton Boulevard  
Cleveland, OH 44122  
Eaton.com

Bussmann Division  
114 Old State Road  
Ellisville, MO 63021  
United States  
Eaton.com/bussmannseries

© 2016 Eaton  
All Rights Reserved  
Printed in USA  
Publication No. 2130 - BU-MC16001  
January 2016

Eaton and Bussmann are valuable trademarks of Eaton in the US and other countries. You are not permitted to use the Eaton trademarks without prior written consent of Eaton.

CSA is a registered trademark of the Canadian Standards Group.  
UL is a registered trademark of the Underwriters Laboratories, Inc.

For Eaton's Bussmann series  
product information,  
call **1-855-287-7626** or visit:  
**Eaton.com/bussmannseries**

Follow us on social media to get the  
latest product and support information.

