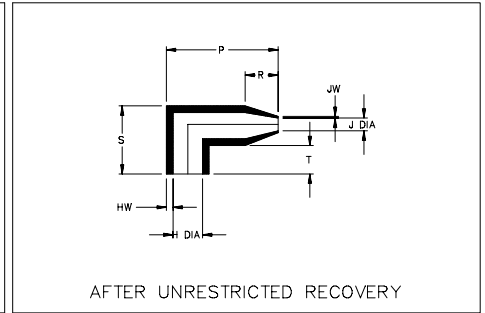
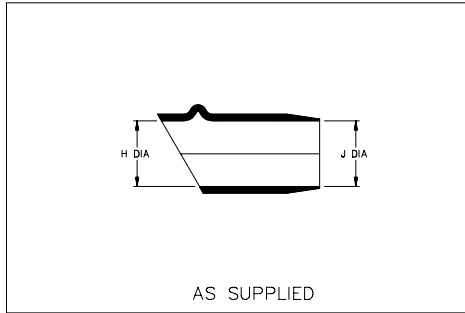


Thermofit[®] Molded Parts Specification Control Drawing

Part Number : 227W032
Description : 90°, Boot

NOTES

- All dimensions are in $\frac{\text{inches}}{[\text{millimeters}]}$
- Dimensions appearing in table are as follows:
 - a - As Supplied
 - b - After Unrestricted Recovery
- Coating is optional. As supplied dimensions appearing in table are for uncoated parts. When coating is added, entry diameters will be reduced by .06 max.



PART NUMBER	H		J		P	R	S	T	HW	JW
	Min	Max	Min	Max						
	a	b	a	b	±10%	±10%	±10%	±10%	±20%	±20%
227W032	1.05 [27,6]	.54 [13,7]	.75 [19,0]	.23 [5,9]	2.00 [50,8]	.59 [15,0]	1.20 [30,5]	.50 [12,7]	.12 [3,0]	.03 [0,8]

Raychem

RAYCHEM CORPORATION
300 CONSTITUTION DRIVE
MENLO PARK, CALIFORNIA 94025

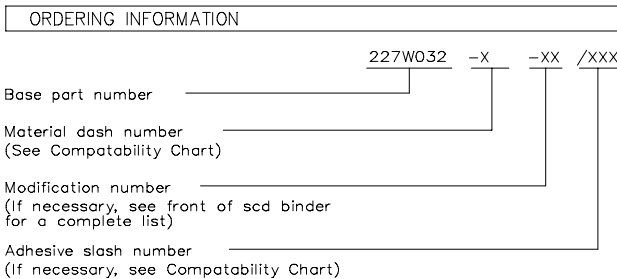
Revision : A
Date : 9/28/95

Part Number : 227W032
Description : 90°, Boot

Thermofit[®] Molded Parts Specification Control Drawing

Part Number : 227W032
Description : 90°, Boot

MATERIAL DASH NO.	MATERIAL DESCRIPTION	RT SPEC	COATING SLASH NO.	COATING S NO.	COATING DESCRIPTION
-3	Polyolefin, Semi-rigid	RT-301	N/A		
-4	Polyolefin, Flexible	RT-1304	N/A		



THIS DRAWING IS SUBJECT TO CHANGE WITHOUT NOTICE; CONSULT YOUR NEAREST FIELD REPRESENTATIVE FOR CURRENT REVISION

If this document is printed it becomes uncontrolled.
Check for the latest revision.

Raychem

RAYCHEM CORPORATION
300 CONSTITUTION DRIVE
MENLO PARK, CALIFORNIA 94025

Revision : A
Date : 9/28/95

Part Number : 227W032
Description : 90°, Boot

CAD FILE MP95544