

VIEW B
SCALE 2:1

P1 AIRMAX (8 IMLA) I/O
CABLE CONNECTOR NOTE 7

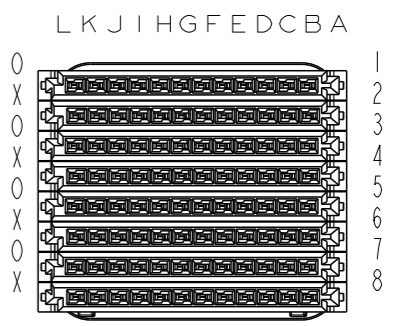
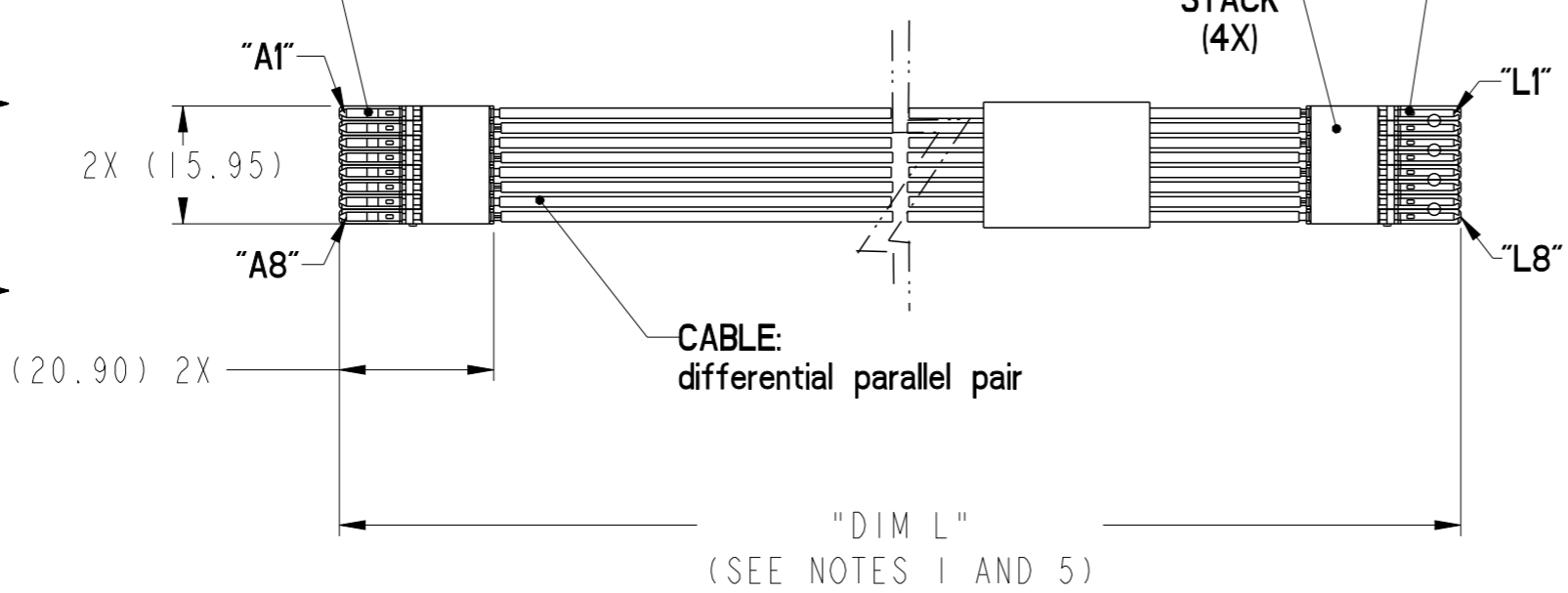
P2 AIRMAX (8 IMLA) I/O
CABLE CONNECTOR NOTE 7

VIEW A

VIEW A

VIEW B

VIEW B



VIEW A
SCALE 2:1



Copyright FCI.

spec ref		dr	Andy Wu	2012/08/08	projection	MM	size	A3	scale	1:1
tolerance std		eng	Andy Wu	2012/08/21			ecn no	-		
TOLERANCES UNLESS OTHERWISE SPECIFIED		chr	-	-	product family	-	rel level		Released	
		appr	Roger Cheng	2012/08/22			title		AIRMAX CABLE ASSEMBLY (8IMLA)	
surface	✓	linear	0.X	±	www.fci.com	cat. no.	-	Product - Customer Drw		sheet 1 of 3
		angular	0°	±°			PDS: Rev :A		STATUS:Released	
								Printed: Aug 22, 2012		

WIRING LIST (NOTE 2) POINT TO POINT		
P1		P2
POS.		POS.
A1 THRU A8	-----	A1 THRU A8
B1 THRU B8	-----	B1 THRU B8
C1 THRU C8	-----	C1 THRU C8
D1 THRU D8	-----	D1 THRU D8
E1 THRU E8	-----	E1 THRU E8
F1 THRU F8	-----	F1 THRU F8
G1 THRU G8	-----	G1 THRU G8
H1 THRU H8	-----	H1 THRU H8
I1 THRU I8	-----	I1 THRU I8
J1 THRU J8	-----	J1 THRU J8
K1 THRU K8	-----	K1 THRU K8
L1 THRU L8	-----	L1 THRU L8

PIN CALL OUT CHART (P1) LEFT

	L	K	J	I	H	G	F	E	D	C	B	A	
0	G4	S4	S4	G3	S3	S3	G2	S2	S2	G1	S1	S1	1
X	S8	S8	G8	S7	S7	G7	S6	S6	G6	S5	S5	G5	2
0	G12	S12	S12	G11	S11	S11	G10	S10	S10	G9	S9	S9	3
X	S16	S16	G16	S15	S15	G15	S14	S14	G14	S13	S13	G13	4
0	G20	S20	S20	G19	S19	S19	G18	S18	S18	G17	S17	S17	5
X	S24	S24	G24	S23	S23	G23	S22	S22	G22	S21	S21	G21	6
0	G28	S28	S28	G27	S27	S27	G26	S26	S26	G25	S25	S25	7
X	S32	S32	G32	S31	S31	G31	S30	S30	G30	S29	S29	G29	8

PIN CALL OUT CHART (P2) RIGHT

	L	K	J	I	H	G	F	E	D	C	B	A	
0	G4	S4	S4	G3	S3	S3	G2	S2	S2	G1	S1	S1	1
X	S8	S8	G8	S7	S7	G7	S6	S6	G6	S5	S5	G5	2
0	G12	S12	S12	G11	S11	S11	G10	S10	S10	G9	S9	S9	3
X	S16	S16	G16	S15	S15	G15	S14	S14	G14	S13	S13	G13	4
0	G20	S20	S20	G19	S19	S19	G18	S18	S18	G17	S17	S17	5
X	S24	S24	G24	S23	S23	G23	S22	S22	G22	S21	S21	G21	6
0	G28	S28	S28	G27	S27	S27	G26	S26	S26	G25	S25	S25	7
X	S32	S32	G32	S31	S31	G31	S30	S30	G30	S29	S29	G29	8



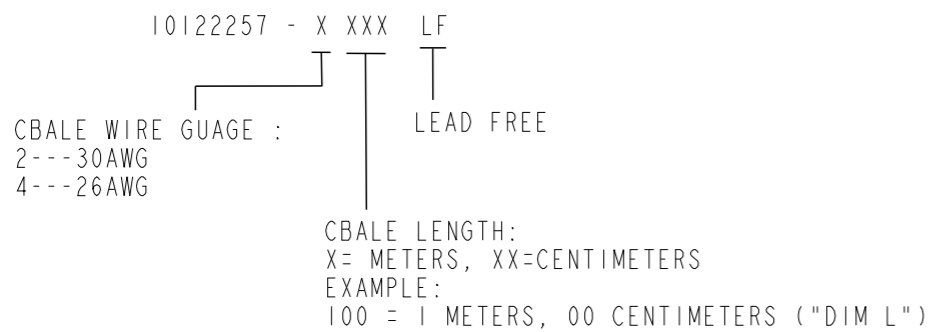
Copyright FCI.

spec ref	dr	Andy Wu	2012/08/08	projection	MM	size	A3	scale	1:1				
tolerance std	eng	Andy Wu	2012/08/21			ecn no		-					
TOLERANCES UNLESS OTHERWISE SPECIFIED						product family		-		rel level	Released		
surface	linear	0.X	±		title AIRMAX CABLE ASSEMBLY (81MLA)	dwg no 10122257	rev A	-					
		0.XX	±					cat. no.		-		Product - Customer Drw	sheet 2 of 3
	angular	0°	±°					www.fci.com		-		-	

NOTES:

1. UNLESS OTHERWISE SPECIFIED ASSEMBLED LENGTH TOLERANCE =
> 1 METER TO 10 METER: $\pm 2\%$ OF "DIM L1"
2. ALL CABLE ASSEMBLIES SHALL BE TESTED 100% FOR CONTINUITY AS DEFINED
IN WIRING LIST.
3. UNLESS OTHERWISE SPECIFIED ALL CABLE ASSEMBLIES SHALL BE 100% HI-POT
TESTED BY APPLYING 300V DC FOR MINIMUM OF 10ms, UNLESS ACTIVE
COMPONENTS ARE USED IN THE ASSEMBLY.
4. GLOBAL STANDARDS PER CABLE PACKAGING: GS-14-1093.
5. THIS DIMENSION IS A FINISHED PRODUCT LENGTH.
6. LEAD FREE PRODUCTS MEET EUROPEAN UNION DIRECTIVES AND OTHER COUNTRY
REGULATIONS AS DESCRIBED IN GS-22-008.
7. CONNECTOR ASSEMBLIES SHOWN ARE FOR REFERENCE ONLY AND MAY NOT SHOW
ALL PART DETAIL. REFERENCE CONNECTOR ASSEMBLY DRAWINGS FOR COMPLETE
DETAILS.
8. A " \triangle " SYMBOL WILL BE NEXT TO ANY DIMENSION, VIEW, OR NOTE WHICH HAS BEEN
MODIFIED WITH THE CURRENT DRAWING REVISION. THE CURRENT REVISION WILL
BE SHOWN IN THE SYMBOL.
9. LABEL:
MANUFACTURER CODE OR NAME
PART NUMBER
REVISION
DATE CODE WW/YY FORMAT
COUNTRY OF ORIGIN
FONT SHALL BE CLEARLY VISABLE AND BLACK IN COLOR

10. PART NUMBER DESCRIPTION



Product Number	Cable Length	WIRE GUAGE	NOTE
10122257-4050LF	0.5M	26AWG	OTHER PN SEE NOTE 10
10122257-4100LF	1.0M		
10122257-4150LF	1.5M		
10122257-4200LF	2.0M		

spec ref	dr	Andy Wu	2012/08/08	projection	MM	size	A3	scale	1:1
tolerance std	eng	Andy Wu	2012/08/21			ecn no			
TOLERANCES UNLESS OTHERWISE SPECIFIED						product family	-	rel level	
surface	linear	0.X	±		AIRMAX CABLE ASSEMBLY (81MLA)	dwg no 10122257	rev		
		0.XX	±				A		
		0.XXX	±						
	angular	0°	±°	www.fci.com	cat. no.	-	Product - Customer Drw		sheet 3 of 3



Copyright FCI.